

# Menangle Race 1 Distance 1609m

Tuesday, 23 April 2024



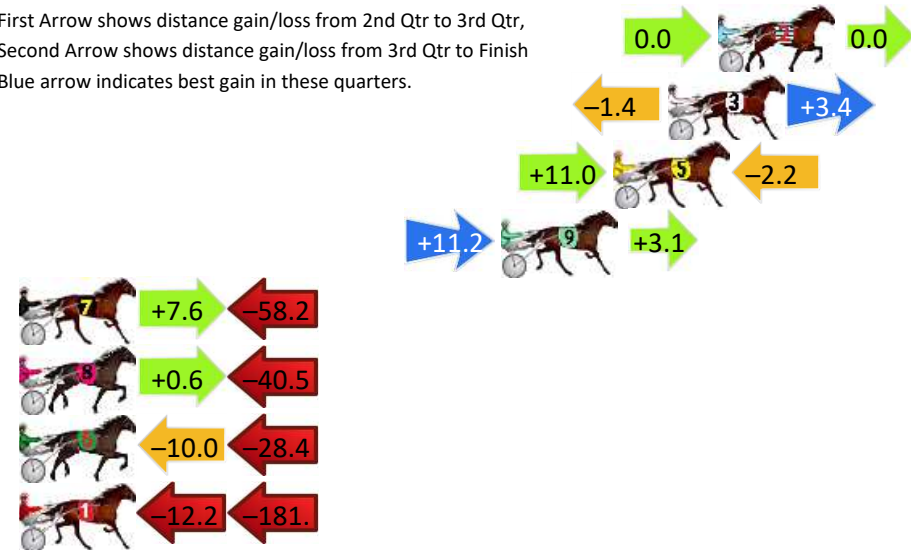
Gross Time: 1:58.60 MileRate: 1:58.60 LeadTime: 0.00s First Qtr: 29.90s Second Qtr: 31.40s Third Qtr: 29.30s Fourth Qtr: 28.00s

DATA TABLE: 800 / 400 Posi's are position from leader and (how wide the horse was at that position)

NoHorse	Plc	Mar	800 Posi	400 Posi	Time	3rd Qtr	4th Qt
2 SALUTE STRIDE	1	0.0m	0.0m (0)	0.0m (0)	1:58.60	29.30s	28.00s
3 TRIUMPH STRIDE	2	2.0m	4.0m (0)	5.4m (0)	1:58.75	29.39s	27.76s
5 DOLLYS LAW	3	4.2m	13.0m (1)	2.0m (1)	1:58.91	28.52s	28.15s
9 FAMILIAR TRICKS	4	8.7m	23.0m (0)	11.8m (0)	1:59.24	28.50s	27.78s
7 TROT TO CHEVRON	5	68.6m	18.0m (0)	10.4m (1)	2:03.65	28.85s	32.05s
8 LOVE WHO	6	69.5m	29.6m (0)	29.0m (1)	2:03.72	29.32s	30.82s
6 HOLD MY HAT DOUG	7	103.4m	65.0m (0)	75.0m (0)	2:06.21	30.06s	29.98s
1 OURNORTHERNMET EOR	8	203.5m	10.2m (0)	22.4m (0)	2:13.58	30.46s	40.61s

## Finish Position and metres gained

First Arrow shows distance gain/loss from 2nd Qtr to 3rd Qtr, Second Arrow shows distance gain/loss from 3rd Qtr to Finish Blue arrow indicates best gain in these quarters.



# Menangle Race 2 Distance 1609m

Tuesday, 23 April 2024




Gross Time: 1:59.80 MileRate: 1:59.80 LeadTime: 0.00s First Qtr: 29.60s Second Qtr: 32.00s Third Qtr: 28.80s Fourth Qtr: 29.40s

DATA TABLE: 800 / 400 Posi's are position from leader and (how wide the horse was at that position)

No	Horse	Plc	Mar	800 Posi	400 Posi	Time	3rd Qtr	4th Qt
8	MELPARK MAGIC	1	0.0m	0.0m (0)	0.0m (0)	1:59.80	28.80s	29.40s
3	TWIXTEN	2	0.5m	2.6m (1)	3.8m (1)	1:59.84	28.89s	29.16s
1	DANCINGALLALONE	3	6.8m	8.6m (0)	8.6m (0)	2:00.32	28.80s	29.27s
9	DOWN UNDER RORS	4	8.1m	11.4m (1)	10.6m (1)	2:00.42	28.74s	29.22s
2	TEDESCO	5	8.2m	4.4m (0)	20.2m (0)	2:00.43	29.95s	28.52s
4	WYNBERG WATCH	6	11.9m	7.0m (1)	4.4m (2)	2:00.72	28.61s	29.95s
5	CRITICAL ADVANTAGE	7	17.9m	13.4m (0)	14.8m (0)	2:01.18	28.90s	29.63s
6	THE NIGHT KING	8	22.5m	15.4m (1)	17.8m (1)	2:01.53	28.97s	29.74s
10	IM THE COMMANDO	9	33.6m	35.0m (0)	24.2m (1)	2:02.39	28.01s	30.09s
7	DOWN UNDER EARL	10	70.4m	50.0m (0)	60.0m (0)	2:05.23	29.52s	30.16s

## Finish Position and metres gained

First Arrow shows distance gain/loss from 2nd Qtr to 3rd Qtr, Second Arrow shows distance gain/loss from 3rd Qtr to Finish  
Blue arrow indicates best gain in these quarters.



# Menangle Race 3 Distance 1609m

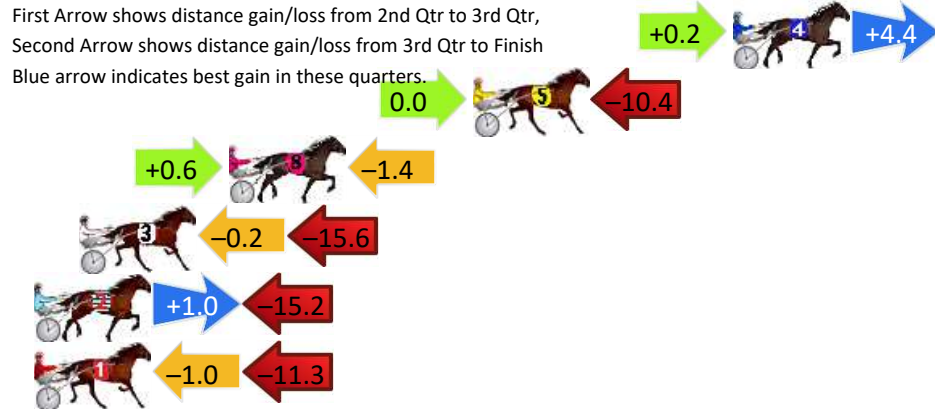
Tuesday, 23 April 2024

Gross Time: 1:53.30 MileRate: 1:53.30 LeadTime: 0.00s First Qtr: 30.00s Second Qtr: 28.00s Third Qtr: 27.50s Fourth Qtr: 27.50s

DATA TABLE: 800 / 400 Posi's are position from leader and (how wide the horse was at that position)

NoHorse	Plc	Mar	800 Posi	400 Posi	Time	3rd Qtr	4th Qt
4 NAMAKA	1	0.0m	4.6m (0)	4.4m (0)	1:53.30	27.49s	27.20s
5 SOHO DARKNSTORMY	2	10.4m	0.0m (0)	0.0m (0)	1:54.05	27.50s	28.21s
8 DELIGHTFULLY SWEET	3	20.2m	19.4m (0)	18.8m (1)	1:54.76	27.46s	27.60s
3 MADAM TIGER	4	26.2m	10.4m (0)	10.6m (0)	1:55.20	27.51s	28.57s
2 LAZENA	5	29.2m	15.0m (0)	14.0m (1)	1:55.41	27.43s	28.54s
1 JACQUELYN JOY	6	36.3m	24.0m (0)	25.0m (0)	1:55.93	27.57s	28.27s

### Finish Position and metres gained



800

Visual positions in race at 2nd Quarter



400

Visual positions in race at 3rd Quarter



# Menangle Race 4 Distance 2300m

Tuesday, 23 April 2024

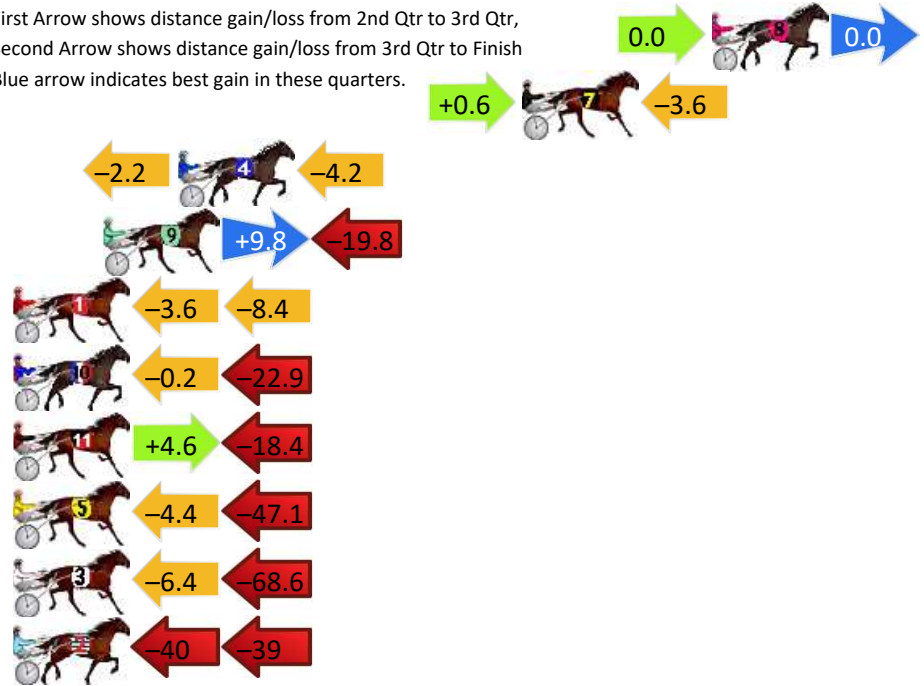
Gross Time: 2:51.00 MileRate: 1:59.60 LeadTime: 50.80s First Qtr: 31.50s Second Qtr: 31.40s Third Qtr: 28.80s Fourth Qtr: 28.50s

DATA TABLE: 800 / 400 Posi's are position from leader and (how wide the horse was at that position)

No	Horse	Plc	Mar	800 Posi	400 Posi	Time	3rd Qtr	4th Qt
8	AJAY VOLSTEAD	1	0.0m	0.0m (0)	0.0m (0)	2:51.00	28.80s	28.50s
7	CENTURION DREAM	2	7.6m	4.6m (0)	4.0m (1)	2:51.57	28.76s	28.76s
4	MAJESTIC MONARCH	3	21.4m	15.0m (0)	17.2m (1)	2:52.60	28.96s	28.80s
9	KENNYWOULD	4	24.4m	14.4m (1)	4.6m (2)	2:52.83	28.11s	29.90s
1	ADDICTIVE STRIDE	5	32.6m	20.6m (1)	24.2m (1)	2:53.44	29.06s	29.10s
10	RACING EYES	6	49.3m	26.2m (1)	26.4m (2)	2:54.69	28.82s	30.12s
11	YUKOND ME	7	55.8m	42.0m (0)	37.4m (0)	2:55.18	28.48s	29.80s
5	TARENDAISE	8	61.9m	10.4m (0)	14.8m (0)	2:55.63	29.13s	31.84s
3	SISTER KATIE	9	95.4m	20.4m (0)	26.8m (0)	2:58.14	29.28s	33.36s
2	ILLUSORY FEAT	10	178.6m	100.0m (0)	140.0m (0)	3:04.37	31.66s	31.23s

## Finish Position and metres gained

First Arrow shows distance gain/loss from 2nd Qtr to 3rd Qtr, Second Arrow shows distance gain/loss from 3rd Qtr to Finish. Blue arrow indicates best gain in these quarters.





# Menangle Race 5 Distance 1609m

Tuesday, 23 April 2024

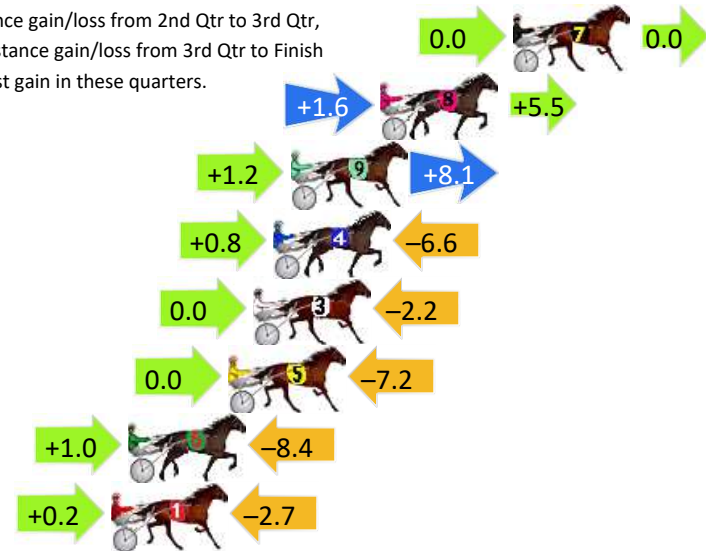
Gross Time: 1:56.40 MileRate: 1:56.40 LeadTime: 0.00s First Qtr: 29.40s Second Qtr: 29.80s Third Qtr: 28.90s Fourth Qtr: 28.30s

DATA TABLE: 800 / 400 Posi's are position from leader and (how wide the horse was at that position)

No	Horse	Plc	Mar	800 Posi	400 Posi	Time	3rd Qtr	4th Qt
7	ITZFERGIETIME	1	0.0m	0.0m (0)	0.0m (0)	1:56.40	28.90s	28.30s
8	THEBESTBOURBON	2	5.3m	12.4m (1)	10.8m (2)	1:56.79	28.78s	27.91s
9	SHEZA PLEASURE	3	8.9m	18.2m (1)	17.0m (1)	1:57.06	28.81s	27.73s
4	INSTANT DELIGHT	4	9.6m	3.8m (1)	3.0m (1)	1:57.11	28.85s	28.76s
3	TIGER TEE	5	10.4m	8.2m (0)	8.2m (0)	1:57.17	28.90s	28.45s
5	VIKSUN	6	11.4m	4.2m (0)	4.2m (0)	1:57.25	28.91s	28.81s
6	ELECTROJET	7	15.4m	8.0m (1)	7.0m (1)	1:57.55	28.84s	28.89s
1	SALLY EM	8	16.1m	13.6m (0)	13.4m (0)	1:57.60	28.89s	28.49s

## Finish Position and metres gained

First Arrow shows distance gain/loss from 2nd Qtr to 3rd Qtr,  
Second Arrow shows distance gain/loss from 3rd Qtr to Finish  
Blue arrow indicates best gain in these quarters.



8  
0  
0

Visual positions in race at 2nd Quarter



4  
0  
0

Visual positions in race at 3rd Quarter



# Menangle Race 6 Distance 1609m

Tuesday, 23 April 2024



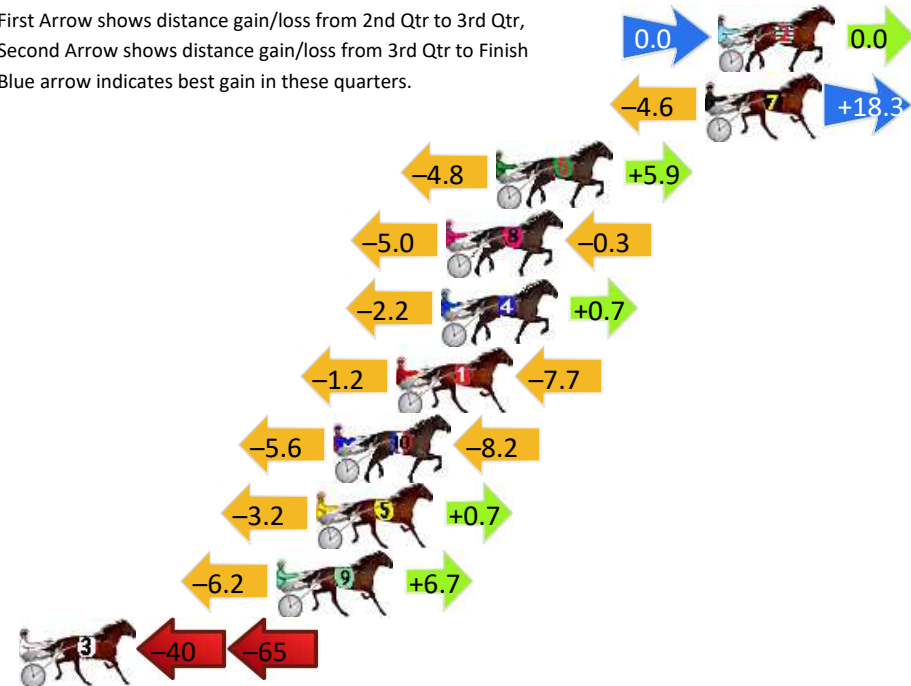
Gross Time: 1:53.60 MileRate: 1:53.60 LeadTime: 0.00s First Qtr: 27.50s Second Qtr: 28.80s Third Qtr: 28.30s Fourth Qtr: 29.00s

DATA TABLE: 800 / 400 Posi's are position from leader and (how wide the horse was at that position)

No	Horse	Plc	Mar	800 Posi	400 Posi	Time	3rd Qtr	4th Qt
2	ALL NIGHT LONG	1	0.0m	0.0m (0)	0.0m (0)	1:53.60	28.30s	29.00s
7	AERODYNE GUY	2	0.5m	14.2m (1)	18.8m (2)	1:53.64	28.64s	27.68s
6	WILL I AM	3	8.9m	10.0m (1)	14.8m (2)	1:54.28	28.65s	28.57s
8	KATLAS DREAM	4	10.9m	5.6m (1)	10.6m (2)	1:54.43	28.66s	29.02s
4	LINCS POOR BOY	5	11.1m	9.6m (0)	11.8m (0)	1:54.44	28.46s	28.95s
1	OJENNY MAY	6	12.9m	4.0m (0)	5.2m (0)	1:54.58	28.38s	29.56s
10	ALL STAR MAGICIAN	7	15.4m	1.6m (1)	7.2m (1)	1:54.77	28.69s	29.59s
5	OPERATIVE ANNA	8	16.1m	13.6m (0)	16.8m (0)	1:54.83	28.53s	28.95s
9	CRAZY SHIPPO	9	17.7m	18.2m (1)	24.4m (2)	1:54.95	28.75s	28.52s
3	JIMMY STEEL	10	345.0m	240.0m (0)	280.0m (0)	2:19.85	31.09s	33.69s

## Finish Position and metres gained

First Arrow shows distance gain/loss from 2nd Qtr to 3rd Qtr, Second Arrow shows distance gain/loss from 3rd Qtr to Finish Blue arrow indicates best gain in these quarters.



# Menangle Race 7 Distance 1609m

Tuesday, 23 April 2024

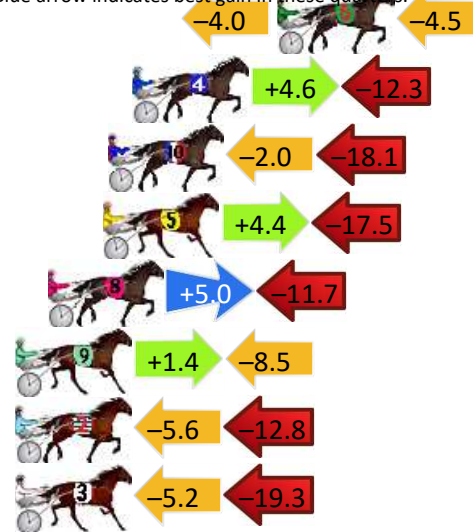
Gross Time: 1:52.20 MileRate: 1:52.20 LeadTime: 0.00s First Qtr: 28.40s Second Qtr: 28.50s Third Qtr: 27.70s Fourth Qtr: 27.60s

DATA TABLE: 800 / 400 Posi's are position from leader and (how wide the horse was at that position)

NoHorse	Plc	Mar	800 Posi	400 Posi	Time	3rd Qtr	4th Qt
7 AMORE INFIDA	1	0.0m	0.0m (0)	0.0m (0)	1:52.20	27.70s	27.60s
6 BADLANDER	2	17.5m	9.0m (0)	13.0m (0)	1:53.47	27.98s	27.91s
4 WATCH ME REACT	3	23.3m	15.6m (1)	11.0m (1)	1:53.89	27.39s	28.44s
10 KEEPERS IDEAL	4	24.3m	4.2m (0)	6.2m (0)	1:53.96	27.84s	28.84s
5 EXPLOSIVE BRONSKI	5	24.5m	11.4m (1)	7.0m (1)	1:53.98	27.40s	28.80s
8 SCANDALIZING	6	26.7m	20.0m (1)	15.0m (1)	1:54.14	27.36s	28.40s
9 WOODLEA BEAVER	7	28.3m	21.2m (0)	19.8m (1)	1:54.25	27.60s	28.18s
2 KNIGHT WALKER	8	35.6m	17.2m (0)	22.8m (0)	1:54.79	28.09s	28.48s
3 KNOCKAWARWON	9	37.5m	13.0m (0)	18.2m (0)	1:54.92	28.06s	28.92s

## Finish Position and metres gained

First Arrow shows distance gain/loss from 2nd Qtr to 3rd Qtr, Second Arrow shows distance gain/loss from 3rd Qtr to Finish. Blue arrow indicates best gain in these quarters.



800

Visual positions in race at 2nd Quarter



400

Visual positions in race at 3rd Quarter



# Menangle Race 8 Distance 1609m

Tuesday, 23 April 2024




Gross Time: 1:52.00 MileRate: 1:52.00 LeadTime: 0.00s First Qtr: 27.70s Second Qtr: 29.10s Third Qtr: 27.90s Fourth Qtr: 27.30s

DATA TABLE: 800 / 400 Posi's are position from leader and (how wide the horse was at that position)

No	Horse	Plc	Mar	800 Posi	400 Posi	Time	3rd Qtr	4th Qt
5	AMERICAN HAMMER	1	0.0m	4.0m (0)	4.0m (0)	1:52.00	27.90s	27.03s
6	OUTSIDE FIGHTER	2	4.2m	0.0m (0)	0.0m (0)	1:52.30	27.90s	27.59s
4	PLAYFUL MISS	3	17.0m	20.8m (0)	17.4m (0)	1:53.22	27.67s	27.27s
2	KATES VIRTUE	4	19.6m	13.8m (0)	13.0m (0)	1:53.41	27.85s	27.75s
1	PROTAGONIST	5	20.5m	8.6m (0)	9.0m (0)	1:53.47	27.94s	28.08s
7	MAGIC MATTEO	6	33.4m	26.6m (0)	18.2m (1)	1:54.40	27.33s	28.33s
3	SMOKESHOW	7	36.4m	14.6m (1)	3.6m (1)	1:54.62	27.17s	29.53s
10	SPORTS NARRATOR	8	39.9m	26.4m (1)	13.6m (1)	1:54.87	27.04s	29.08s
9	WESTERN ARTERRA	9	324.6m	20.8m (1)	32.6m (1)	2:15.33	28.93s	47.12s

## Finish Position and metres gained

First Arrow shows distance gain/loss from 2nd Qtr to 3rd Qtr, Second Arrow shows distance gain/loss from 3rd Qtr to Finish  
Blue arrow indicates best gain in these quarters.





# Menangle Race 9 Distance 1609m

Tuesday, 23 April 2024



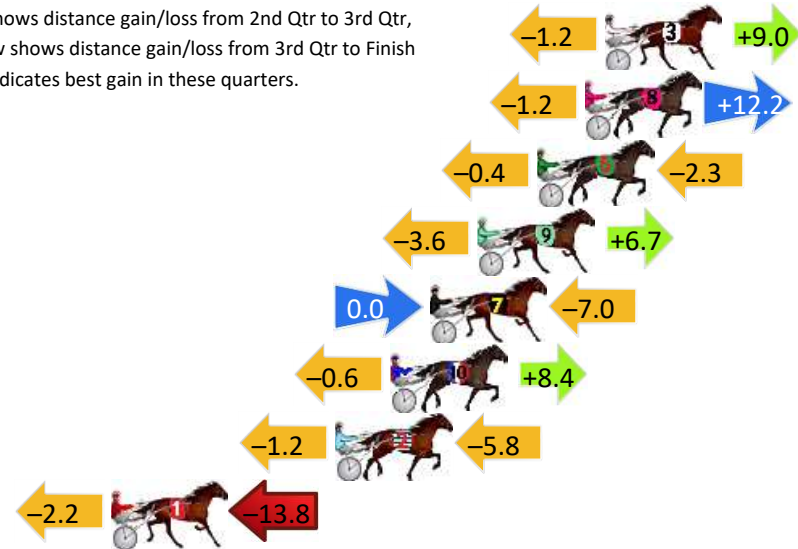
Gross Time: 1:52.80 MileRate: 1:52.80 LeadTime: 0.00s First Qtr: 27.70s Second Qtr: 29.40s Third Qtr: 27.60s Fourth Qtr: 28.10s

DATA TABLE: 800 / 400 Posi's are position from leader and (how wide the horse was at that position)

No	Horse	Plc	Mar	800 Posi	400 Posi	Time	3rd Qtr	4th Qt
3	WINONA WRITER	1	0.0m	7.8m (1)	9.0m (1)	1:52.80	27.69s	27.47s
8	HAS THE COURAGE	2	0.8m	11.8m (1)	13.0m (1)	1:52.86	27.69s	27.25s
6	MAJOR STATEMENT	3	2.7m	0.0m (1)	0.4m (1)	1:53.00	27.63s	28.26s
9	KISSMELVIS	4	5.1m	8.2m (0)	11.8m (0)	1:53.18	27.85s	27.63s
7	ANANAIS	5	7.0m	0.0m (0)	0.0m (0)	1:53.32	27.60s	28.59s
10	IL BANDITO	6	8.6m	16.4m (1)	17.0m (1)	1:53.44	27.65s	27.51s
2	GIMMEFIVEMINUTES MORE	7	10.8m	3.8m (1)	5.0m (1)	1:53.60	27.68s	28.51s
1	MAJOR JAROD	8	19.8m	3.8m (0)	6.0m (0)	1:54.26	27.74s	29.06s

## Finish Position and metres gained

First Arrow shows distance gain/loss from 2nd Qtr to 3rd Qtr, Second Arrow shows distance gain/loss from 3rd Qtr to Finish  
Blue arrow indicates best gain in these quarters.



Visual positions in race at 2nd Quarter

Visual positions in race at 3rd Quarter

