

# Coolamon Race 1 Distance 1760m

Thursday, 25 April 2024

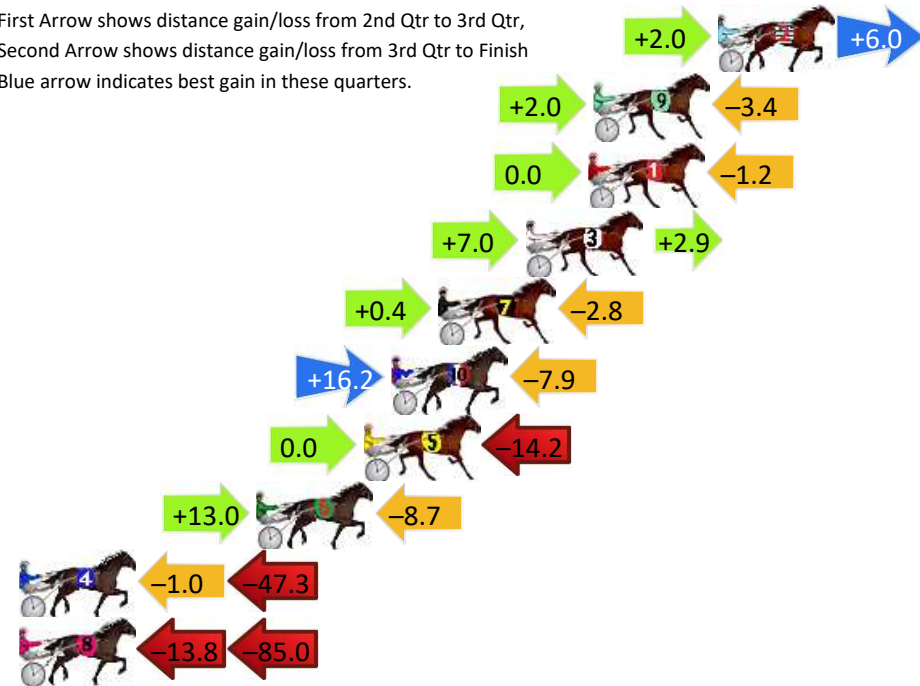
Gross Time: 2:11.00 MileRate: 1:59.80 LeadTime: 9.80s First Qtr: 30.60s Second Qtr: 29.00s Third Qtr: 31.10s Fourth Qtr: 30.50s

DATA TABLE: 800 / 400 Posi's are position from leader and (how wide the horse was at that position)

No	Horse	Plc	Mar	800 Posi	400 Posi	Time	3rd Qtr	4th Qt
2	NONEWS IS GOODNEWS	1	0.0m	8.0m (1)	6.0m (1)	2:11.00	30.94s	30.05s
9	HARVEY HUGHES	2	5.0m	3.6m (1)	1.6m (1)	2:11.40	30.95s	30.76s
1	SHE WHO DARES	3	5.2m	4.0m (0)	4.0m (0)	2:11.42	31.10s	30.59s
3	TINNYSMEDAD	4	7.7m	17.6m (1)	10.6m (1)	2:11.61	30.56s	30.28s
7	CAN DO MAGIC	5	11.2m	8.8m (0)	8.4m (0)	2:11.89	31.07s	30.71s
10	TASSIE SAFARI	6	13.1m	21.4m (2)	5.2m (2)	2:12.05	29.87s	31.10s
5	ZINSSAR	7	14.2m	0.0m (0)	0.0m (0)	2:12.13	31.11s	31.58s
6	EASTBRO DANI	8	18.5m	22.8m (0)	9.8m (2)	2:12.48	30.11s	31.16s
4	JOLTED LOVER	9	60.9m	12.6m (1)	13.6m (0)	2:15.86	31.21s	34.09s
8	JUDDLEY	10	117.0m	18.2m (0)	32.0m (0)	2:20.34	32.22s	36.94s


## Finish Position and metres gained

First Arrow shows distance gain/loss from 2nd Qtr to 3rd Qtr, Second Arrow shows distance gain/loss from 3rd Qtr to Finish  
Blue arrow indicates best gain in these quarters.



800

Visual positions in race at 2nd Quarter



400

Visual positions in race at 3rd Quarter



# Coolamon Race 2 Distance 1760m

Thursday, 25 April 2024

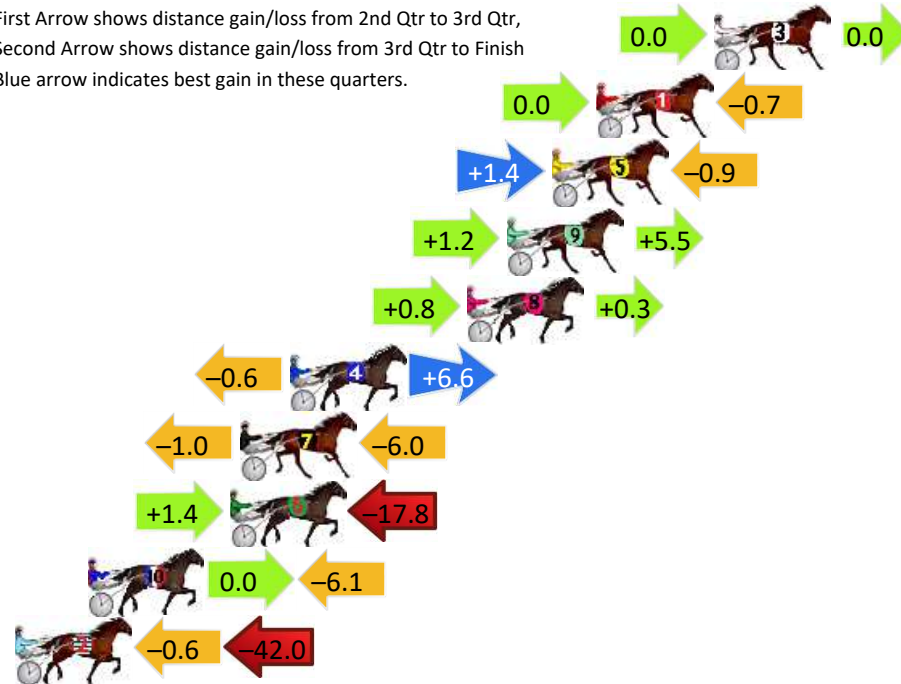
Gross Time: 2:14.80 MileRate: 2:03.30 LeadTime: 10.50s First Qtr: 31.50s Second Qtr: 31.90s Third Qtr: 31.20s Fourth Qtr: 29.70s

DATA TABLE: 800 / 400 Posi's are position from leader and (how wide the horse was at that position)

No	Horse	Plc	Mar	800 Posi	400 Posi	Time	3rd Qtr	4th Qt
3	THE LURKER	1	0.0m	0.0m (0)	0.0m (0)	2:14.80	31.20s	29.70s
1	NOTTADDOUBT	2	4.7m	4.0m (0)	4.0m (0)	2:15.17	31.20s	29.75s
5	FULL OF WISDOM	3	6.5m	7.0m (1)	5.6m (1)	2:15.31	31.10s	29.77s
9	ARTS CLASSIC	4	8.3m	15.0m (1)	13.8m (1)	2:15.45	31.10s	29.29s
8	MYBOYMYBOY	5	9.9m	11.0m (1)	10.2m (1)	2:15.57	31.14s	29.68s
4	BETTOR A GIRL	6	17.0m	23.0m (1)	23.6m (1)	2:16.12	31.23s	29.21s
7	SHERMAN	7	19.0m	12.0m (0)	13.0m (0)	2:16.28	31.29s	30.14s
6	MASTABLASTA	8	19.4m	3.0m (1)	1.6m (1)	2:16.31	31.13s	31.01s
10	LIGHT UP LILY	9	25.1m	19.0m (1)	19.0m (1)	2:16.75	31.21s	30.15s
2	HEZA STARMAN	10	50.6m	8.0m (0)	8.6m (0)	2:18.74	31.32s	32.80s

## Finish Position and metres gained

First Arrow shows distance gain/loss from 2nd Qtr to 3rd Qtr, Second Arrow shows distance gain/loss from 3rd Qtr to Finish  
Blue arrow indicates best gain in these quarters.



800

Visual positions in race at 2nd Quarter



400

Visual positions in race at 3rd Quarter



# Coolamon Race 3 Distance 1760m

Thursday, 25 April 2024


Gross Time: 2:13.30 MileRate: 2:01.90 LeadTime: 10.10s First Qtr: 31.80s Second Qtr: 29.90s Third Qtr: 30.50s Fourth Qtr: 31.00s

DATA TABLE: 800 / 400 Posi's are position from leader and (how wide the horse was at that position)

No	Horse	Plc	Mar	800 Posi	400 Posi	Time	3rd Qtr	4th Qt
10	FAMILY TREE	1	0.0m	16.4m (1)	7.4m (3)	2:13.30	29.82s	30.43s
4	KAMENDABLE FEELING	2	2.2m	2.6m (1)	2.0m (1)	2:13.48	30.45s	31.02s
5	MILLYS PRINCE	3	2.4m	0.0m (0)	0.0m (0)	2:13.49	30.50s	31.18s
9	SIGNOR JUJON	4	7.8m	20.4m (1)	12.8m (2)	2:13.93	29.92s	30.61s
6	BRETTS HOPE	5	10.3m	4.6m (0)	4.2m (0)	2:14.13	30.47s	31.47s
1	PARK RUN	6	14.6m	6.8m (1)	5.4m (2)	2:14.48	30.39s	31.71s
7	FIFTYSHADESOFHAY	7	15.6m	14.6m (0)	13.8m (0)	2:14.56	30.44s	31.14s
8	SPECIAL MEANING	8	18.3m	10.0m (0)	8.8m (0)	2:14.78	30.40s	31.73s
2	SMOKIN TALLY	9	18.4m	12.0m (1)	10.0m (1)	2:14.79	30.34s	31.65s
3	SCREENTIME	10	39.0m	21.4m (0)	20.6m (0)	2:16.46	30.43s	32.42s

## Finish Position and metres gained

First Arrow shows distance gain/loss from 2nd Qtr to 3rd Qtr, Second Arrow shows distance gain/loss from 3rd Qtr to Finish  
Blue arrow indicates best gain in these quarters.



800

Visual positions in race at 2nd Quarter



400

Visual positions in race at 3rd Quarter



# Coolamon Race 4 Distance 1760m

Thursday, 25 April 2024


Gross Time: 2:12.50 MileRate: 2:01.10 LeadTime: 9.70s First Qtr: 32.50s Second Qtr: 30.50s Third Qtr: 30.00s Fourth Qtr: 29.80s

DATA TABLE: 800 / 400 Posi's are position from leader and (how wide the horse was at that position)

No	Horse	Plc	Mar	800 Posi	400 Posi	Time	3rd Qtr	4th Qt
1	NIFTY SCHOOBEE	1	0.0m	0.0m (0)	0.0m (0)	2:12.50	30.00s	29.80s
8	CALL ME DRAGON	2	5.5m	9.4m (0)	10.2m (0)	2:12.93	30.06s	29.45s
4	MISSDEHEIR	3	7.1m	2.8m (1)	1.0m (1)	2:13.05	29.87s	30.25s
2	TUBBEE TEE	4	7.3m	7.0m (1)	5.2m (1)	2:13.07	29.87s	29.96s
10	RAGING ON	5	8.8m	13.6m (0)	14.0m (0)	2:13.19	30.03s	29.41s
5	ROAD TO RECOVERY	6	9.2m	17.8m (0)	18.0m (0)	2:13.22	30.01s	29.15s
7	SOKYS FALCON	7	14.0m	4.6m (0)	5.8m (0)	2:13.59	30.09s	30.41s
3	WELL THATS ALRIGHT	8	15.1m	12.0m (1)	10.0m (1)	2:13.68	29.85s	30.18s
6	THE BANKER	9	15.4m	21.0m (1)	18.0m (1)	2:13.70	29.78s	29.61s
9	IMPULSIVE GEORGE	10	15.9m	16.0m (1)	14.0m (1)	2:13.74	29.85s	29.94s

## Finish Position and metres gained

First Arrow shows distance gain/loss from 2nd Qtr to 3rd Qtr,  
Second Arrow shows distance gain/loss from 3rd Qtr to Finish  
Blue arrow indicates best gain in these quarters.



800

Visual positions in race at 2nd Quarter



400

Visual positions in race at 3rd Quarter



# Coolamon Race 5 Distance 1760m

Thursday, 25 April 2024



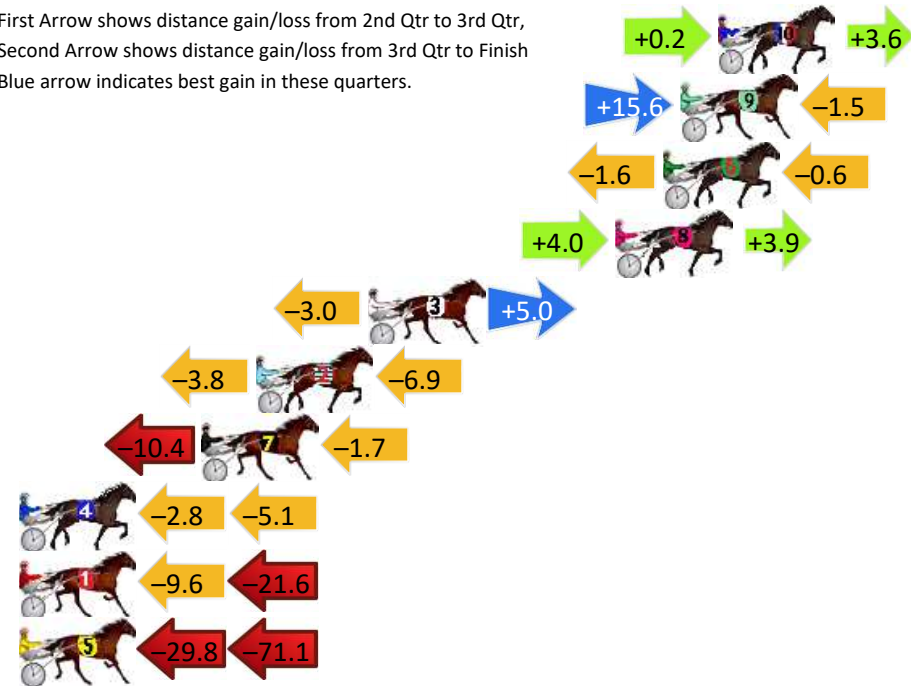
Gross Time: 2:13.40 MileRate: 2:01.90 LeadTime: 10.30s First Qtr: 31.80s Second Qtr: 32.00s Third Qtr: 28.90s Fourth Qtr: 30.40s

DATA TABLE: 800 / 400 Posi's are position from leader and (how wide the horse was at that position)

No	Horse	Plc	Mar	800 Posi	400 Posi	Time	3rd Qtr	4th Qt
10	TIZZY LIZZIE	1	0.0m	3.8m (1)	3.6m (2)	2:13.40	28.89s	30.13s
9	WAMBOYNEINAMERICA	2	1.5m	15.6m (2)	0.0m (0)	2:13.52	27.75s	30.51s
6	PAYROLL	3	2.2m	0.0m (0)	1.6m (1)	2:13.58	29.02s	30.45s
8	WHEN TO FOLDEM	4	4.1m	12.0m (1)	8.0m (2)	2:13.73	28.61s	30.11s
3	MOP	5	14.0m	16.0m (1)	19.0m (1)	2:14.51	29.13s	30.02s
2	QUICKSHIFT GIRL	6	18.5m	7.8m (1)	11.6m (1)	2:14.87	29.17s	30.92s
7	GOODTIME JAZZI	7	20.7m	8.6m (0)	19.0m (0)	2:15.05	29.66s	30.53s
4	KYLEIGH	8	30.9m	23.0m (1)	25.8m (0)	2:15.86	29.10s	30.79s
1	PROMISE ME TINTIN	9	35.2m	4.0m (0)	13.6m (0)	2:16.20	29.57s	32.03s
5	OURDAZZIEDUCK	10	116.1m	15.2m (0)	45.0m (0)	2:22.64	30.96s	35.77s

## Finish Position and metres gained

First Arrow shows distance gain/loss from 2nd Qtr to 3rd Qtr, Second Arrow shows distance gain/loss from 3rd Qtr to Finish  
Blue arrow indicates best gain in these quarters.



# Coolamon Race 6 Distance 1760m



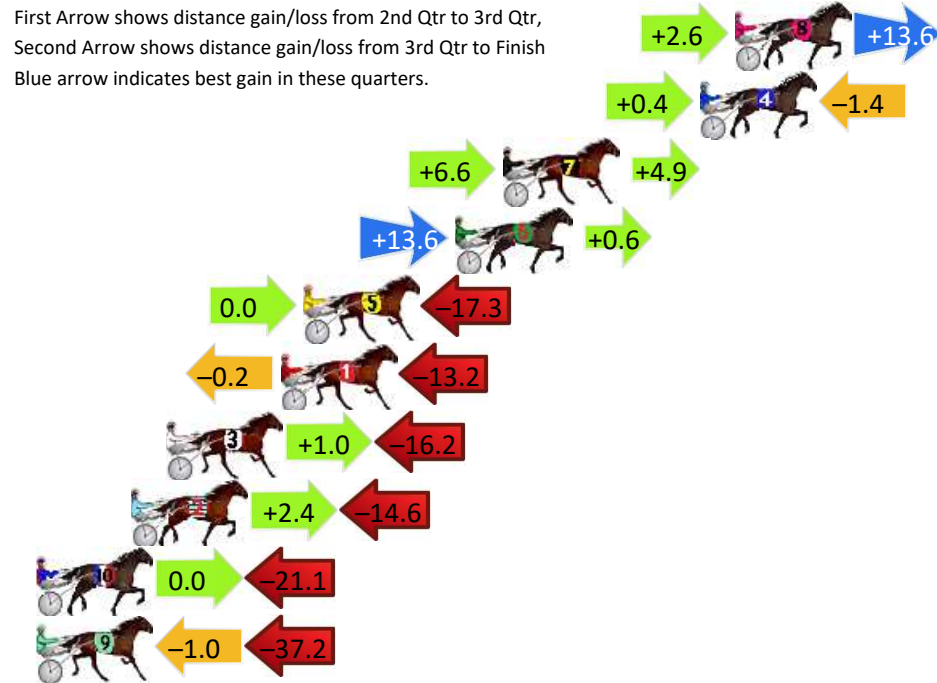
Thursday, 25 April 2024

Gross Time: 2:10.40 MileRate: 1:59.20 LeadTime: 10.20s First Qtr: 30.60s Second Qtr: 28.00s Third Qtr: 30.30s Fourth Qtr: 31.30s

DATA TABLE: 800 / 400 Posi's are position from leader and (how wide the horse was at that position)

No	Horse	Plc	Mar	800 Posi	400 Posi	Time	3rd Qtr	4th Qt
8	PETES BIG JIM	1	0.0m	16.2m (0)	13.6m (2)	2:10.40	30.12s	30.24s
4	HELLO I TEA	2	1.4m	0.4m (0)	0.0m (0)	2:10.51	30.27s	31.41s
7	THE CLOCK WINDER	3	9.3m	20.8m (1)	14.2m (3)	2:11.16	29.80s	30.92s
6	HES A TERROR	4	11.2m	25.4m (1)	11.8m (1)	2:11.32	29.26s	31.25s
5	SCOTTIE MACH	5	17.3m	0.0m (1)	0.0m (1)	2:11.82	30.28s	32.65s
1	HAVAHH NICE DAY	6	18.2m	4.8m (0)	5.0m (0)	2:11.89	30.30s	32.33s
3	THE MOUNTAIN	7	22.8m	7.6m (1)	6.6m (1)	2:12.27	30.20s	32.56s
2	SHOOBEE'S CHARM	8	24.2m	12.0m (1)	9.6m (2)	2:12.38	30.10s	32.44s
10	RUN BUSINESS RUN	9	32.5m	11.4m (0)	11.4m (0)	2:13.06	30.27s	32.94s
9	MORESCO	10	42.8m	4.6m (2)	5.6m (2)	2:13.90	30.33s	34.19s

## Finish Position and metres gained



# Coolamon Race 7 Distance 1760m

Thursday, 25 April 2024




Gross Time: 2:10.90 MileRate: 1:59.70 LeadTime: 10.10s First Qtr: 31.50s Second Qtr: 28.00s Third Qtr: 29.60s Fourth Qtr: 31.70s

DATA TABLE: 800 / 400 Posi's are position from leader and (how wide the horse was at that position)

No	Horse	Plc	Mar	800 Posi	400 Posi	Time	3rd Qtr	4th Qt
7	GOTTA LOCKHEED	1	0.0m	4.6m (2)	0.2m (1)	2:10.90	29.27s	31.68s
6	FRESH PRINCE	2	0.8m	0.0m (0)	0.0m (0)	2:10.97	29.60s	31.76s
10	ROBUST EASTON	3	3.1m	15.4m (1)	0.0m (2)	2:11.16	28.42s	31.94s
8	MACH NINE	4	8.5m	3.6m (1)	5.2m (1)	2:11.60	29.71s	31.96s
4	PLANET DOWNS	5	18.5m	4.0m (0)	10.6m (0)	2:12.43	30.08s	32.32s
5	MI MATE RON	6	22.6m	25.8m (0)	13.2m (1)	2:12.77	28.62s	32.44s
3	SURAZ	7	30.1m	8.0m (0)	7.8m (2)	2:13.39	29.53s	33.46s
1	MISS PIPPA	8	52.4m	12.0m (0)	26.8m (0)	2:15.24	30.66s	33.72s
9	ABSOLUTELY STOKED	9	73.1m	8.6m (1)	19.6m (1)	2:16.95	30.30s	35.92s
2	THANK YOU SAUL	10	84.6m	60.0m (0)	70.0m (0)	2:17.91	30.32s	32.85s

## Finish Position and metres gained

First Arrow shows distance gain/loss from 2nd Qtr to 3rd Qtr, Second Arrow shows distance gain/loss from 3rd Qtr to Finish  
Blue arrow indicates best gain in these quarters.



# Coolamon Race 8 Distance 1760m

Thursday, 25 April 2024




Gross Time: 2:11.00 MileRate: 1:59.80 LeadTime: 9.80s First Qtr: 30.10s Second Qtr: 30.10s Third Qtr: 30.60s Fourth Qtr: 30.40s

DATA TABLE: 800 / 400 Posi's are position from leader and (how wide the horse was at that position)

No	Horse	Plc	Mar	800 Posi	400 Posi	Time	3rd Qtr	4th Qt
7	WEONA BRANACH	1	0.0m	23.2m (1)	12.4m (1)	2:11.00	29.78s	29.46s
6	SMOKIN POCKET	2	2.8m	2.4m (1)	0.0m (1)	2:11.22	30.42s	30.61s
9	CHEEZ	3	5.8m	14.8m (1)	7.8m (2)	2:11.46	30.07s	30.25s
2	JILLIBY RHYTHM	4	12.5m	10.6m (1)	2.8m (2)	2:11.99	30.01s	31.13s
1	JEKAMIAS	5	17.0m	4.0m (0)	5.2m (0)	2:12.35	30.69s	31.29s
3	ULAANBAATAR	6	24.1m	0.0m (0)	1.2m (0)	2:12.92	30.70s	32.13s
5	NIFTY RONALD	7	25.7m	6.6m (1)	5.4m (1)	2:13.05	30.51s	31.93s
8	SMASH IT	8	88.2m	18.8m (1)	9.4m (0)	2:18.02	29.91s	36.36s
4	JILLIBY PANDA	9	180.1m	120.0m (0)	150.0m (0)	2:25.33	32.88s	32.67s

## Finish Position and metres gained

First Arrow shows distance gain/loss from 2nd Qtr to 3rd Qtr, Second Arrow shows distance gain/loss from 3rd Qtr to Finish  
Blue arrow indicates best gain in these quarters.





# Coolamon Race 9 Distance 2210m

Thursday, 25 April 2024

Gross Time: 2:41.60 MileRate: 1:57.70 LeadTime: 42.30s First Qtr: 32.60s Second Qtr: 27.60s Third Qtr: 29.30s Fourth Qtr: 29.80s

DATA TABLE: 800 / 400 Posi's are position from leader and (how wide the horse was at that position)

NoHorse	Plc	Mar	800 Posi	400 Posi	Time	3rd Qtr	4th Qt
8 HY POACTIVE	1	0.0m	9.2m (1)	2.4m (1)	2:41.60	28.80s	29.62s
5 CAPTAINS CATCH	2	0.4m	0.0m (0)	0.0m (0)	2:41.63	29.30s	29.83s
3 FATHER BOB	3	17.2m	4.0m (1)	7.4m (0)	2:42.94	29.54s	30.53s
7 CAPTAIN TOM	4	18.8m	14.2m (1)	11.4m (1)	2:43.07	29.09s	30.35s
2 FOREVER YIN	5	40.8m	9.2m (0)	17.2m (1)	2:44.79	29.87s	31.55s
4 BROOKLYNS BEST	6	57.7m	4.0m (0)	15.0m (0)	2:46.11	30.08s	32.96s

## Finish Position and metres gained

First Arrow shows distance gain/loss from 2nd Qtr to 3rd Qtr, Second Arrow shows distance gain/loss from 3rd Qtr to Finish. Blue arrow indicates best gain in these quarters.

