

Parkes Race 1 Distance 1660m

Sunday, 5 May 2024




Gross Time: 2:03.70 MileRate: 1:59.90 LeadTime: 3.80s First Qtr: 28.80s Second Qtr: 31.30s Third Qtr: 29.20s Fourth Qtr: 30.60s

DATA TABLE: 800 / 400 Posi's are position from leader and (how wide the horse was at that position)

No	Horse	Plc	Mar	800 Posi	400 Posi	Time	3rd Qtr	4th Qt
7	BOLD COWBOY	1	0.0m	3.8m (0)	5.4m (1)	2:03.70	29.33s	30.19s
9	THE RINGMASTER	2	17.4m	11.6m (1)	13.0m (1)	2:05.09	29.30s	30.93s
1	BURRABADINE BULLET	3	18.0m	0.0m (0)	0.0m (0)	2:05.14	29.17s	31.97s
10	ONE MORE ALTA	4	18.6m	15.8m (1)	17.4m (1)	2:05.19	29.32s	30.69s
6	JOHN RICHARD	5	18.7m	3.6m (2)	1.4m (1)	2:05.20	29.01s	31.92s
8	DEAD EYE TIKI	6	21.0m	7.4m (1)	8.8m (2)	2:05.38	29.28s	31.53s
5	PEAKSART	7	22.3m	18.4m (2)	17.4m (2)	2:05.49	29.12s	30.97s
2	EIGHT GAUGE	8	22.5m	7.8m (0)	10.0m (0)	2:05.50	29.34s	31.55s
4	OUR GLADIATOR	9	33.7m	35.0m (0)	25.6m (0)	2:06.40	28.49s	31.22s
3	BRIDGE COIN	10	34.5m	12.2m (0)	18.2m (0)	2:06.46	29.62s	31.84s

Finish Position and metres gained

First Arrow shows distance gain/loss from 2nd Qtr to 3rd Qtr, Second Arrow shows distance gain/loss from 3rd Qtr to Finish
Blue arrow indicates best gain in these quarters.



Parkes Race 2 Distance 1660m

Sunday, 5 May 2024

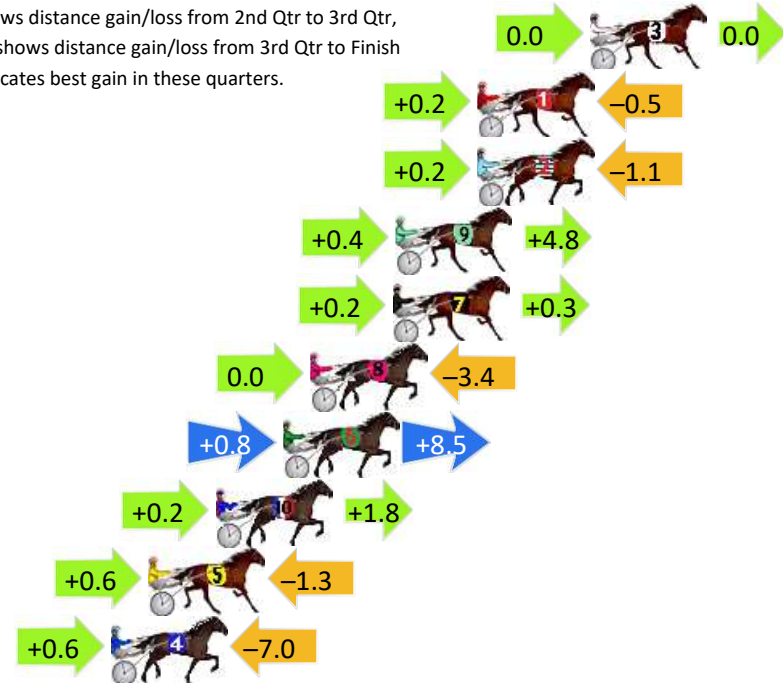
Gross Time: 2:04.00 MileRate: 2:00.20 LeadTime: 4.10s First Qtr: 30.00s Second Qtr: 30.00s Third Qtr: 29.60s Fourth Qtr: 30.30s

DATA TABLE: 800 / 400 Posi's are position from leader and (how wide the horse was at that position)

No	Horse	Plc	Mar	800 Posi	400 Posi	Time	3rd Qtr	4th Qt
3	TWISTED MISTRESS	1	0.0m	0.0m (0)	0.0m (0)	2:04.00	29.60s	30.30s
1	WHATABOUTBRONS ON	2	4.5m	4.2m (0)	4.0m (0)	2:04.36	29.58s	30.34s
2	PREACHER QUINCE	3	4.5m	3.6m (1)	3.4m (1)	2:04.36	29.58s	30.38s
9	PREACHERS DAUGHTER	4	7.8m	13.0m (0)	12.6m (0)	2:04.62	29.57s	29.94s
7	FEELGOOD EXPRESS	5	7.9m	8.4m (0)	8.2m (0)	2:04.63	29.59s	30.28s
8	NONE GRATER	6	11.2m	7.8m (1)	7.8m (1)	2:04.89	29.60s	30.56s
6	HARLEY JAMES	7	12.3m	21.6m (0)	20.8m (1)	2:04.98	29.55s	29.66s
10	CARIBBEAN PAT	8	15.0m	17.0m (0)	16.8m (0)	2:05.19	29.59s	30.16s
5	TOOLITTLETOOLATE	9	17.7m	17.0m (1)	16.4m (1)	2:05.40	29.55s	30.40s
4	GREY STONEBRIDGE	10	19.2m	12.8m (1)	12.2m (1)	2:05.52	29.55s	30.83s

Finish Position and metres gained

First Arrow shows distance gain/loss from 2nd Qtr to 3rd Qtr, Second Arrow shows distance gain/loss from 3rd Qtr to Finish
Blue arrow indicates best gain in these quarters.



8
0
0

Visual positions in race at 2nd Quarter



4
0
0

Visual positions in race at 3rd Quarter



Parkes Race 3 Distance 1660m


Sunday, 5 May 2024

Gross Time: 2:04.90 MileRate: 2:01.10 LeadTime: 3.40s First Qtr: 30.70s Second Qtr: 32.20s Third Qtr: 29.00s Fourth Qtr: 29.60s

DATA TABLE: 800 / 400 Posi's are position from leader and (how wide the horse was at that position)

No	Horse	Plc	Mar	800 Posi	400 Posi	Time	3rd Qtr	4th Qt
8	LIMBO LENNY	1	0.0m	10.0m (1)	11.2m (1)	2:04.90	29.10s	28.78s
1	TOP GUN TILLY	2	4.8m	4.0m (0)	4.2m (0)	2:05.27	29.01s	29.64s
3	IMPULSIVE GEORGE	3	7.3m	0.0m (0)	0.0m (0)	2:05.47	28.99s	30.14s
5	TULHURST WRITER	4	9.5m	1.8m (1)	3.2m (1)	2:05.64	29.10s	30.06s
2	JESSEJAMES SHANNON	5	9.6m	5.8m (1)	7.2m (1)	2:05.64	29.10s	29.78s
7	ALLHEARTNOHEIGHT	6	9.8m	9.0m (0)	8.6m (0)	2:05.66	28.97s	29.69s
9	JOES REDEMPTION	7	11.7m	13.4m (0)	13.2m (0)	2:05.81	28.99s	29.49s
6	SPRINGFIELD DESIRE	8	17.0m	14.0m (1)	16.6m (1)	2:06.22	29.19s	29.63s
10	CALA GRECA	9	20.9m	13.4m (2)	12.4m (2)	2:06.52	28.92s	30.23s
4	WESTRAY	10	28.9m	17.4m (0)	25.0m (0)	2:07.14	29.55s	29.89s

Finish Position and metres gained



800

Visual positions in race at 2nd Quarter



400

Visual positions in race at 3rd Quarter



Parkes Race 4 Distance 1660m

Sunday, 5 May 2024


Gross Time: 2:02.40 MileRate: 1:58.60 LeadTime: 3.70s First Qtr: 29.40s Second Qtr: 31.10s Third Qtr: 28.50s Fourth Qtr: 29.70s

DATA TABLE: 800 / 400 Posi's are position from leader and (how wide the horse was at that position)

No	Horse	Plc	Mar	800 Posi	400 Posi	Time	3rd Qtr	4th Qt
2	RAINBOW TITAN	1	0.0m	0.0m (0)	0.0m (0)	2:02.40	28.50s	29.70s
3	SERENE PRINCESS	2	19.3m	7.0m (1)	16.0m (1)	2:03.90	29.15s	29.94s
9	FAYS DELIGHT	3	21.3m	10.2m (0)	18.8m (0)	2:04.06	29.12s	29.88s
4	BOTTLE ROCK	4	23.8m	1.6m (1)	10.8m (1)	2:04.25	29.15s	30.66s
7	GHOSTLY COURAGE	5	25.8m	4.2m (0)	12.8m (0)	2:04.41	29.10s	30.66s
6	HOLY CAMP PAXTON	6	29.5m	15.6m (1)	28.8m (2)	2:04.70	29.45s	29.75s
10	CARIBBEAN DELIGHT	7	34.9m	14.4m (0)	25.4m (0)	2:05.12	29.28s	30.40s
8	BABYFACE QUINCE	8	38.6m	11.4m (1)	25.8m (1)	2:05.40	29.52s	30.65s

Finish Position and metres gained

First Arrow shows distance gain/loss from 2nd Qtr to 3rd Qtr, Second Arrow shows distance gain/loss from 3rd Qtr to Finish
Blue arrow indicates best gain in these quarters.



800

Visual positions in race at 2nd Quarter



400

Visual positions in race at 3rd Quarter



Sectional Analysis Software
Not just form | Free Trial



RISE Digital, Harness Racing Australia nor the provider accepts any responsibility for the completeness or accuracy of any of the information contained herein, and makes no representations about its suitability for any particular purpose. Users should make their own judgements about those matters and/or seek independent advice. You assume all risks associated with use of data provided on this page

www.facebook.com/PJHarnessRacing

Parkes Race 5 Distance 2040m

Sunday, 5 May 2024


Gross Time: 2:32.10 MileRate: 2:00.00 LeadTime: 32.20s First Qtr: 31.70s Second Qtr: 29.50s Third Qtr: 28.80s Fourth Qtr: 29.90s

DATA TABLE: 800 / 400 Posi's are position from leader and (how wide the horse was at that position)

No	Horse	Plc	Mar	800 Posi	400 Posi	Time	3rd Qtr	4th Qt
4	WATCHMEDAZZLE	1	0.0m	0.0m (0)	0.0m (0)	2:32.10	28.80s	29.90s
9	SPORTY MARY	2	12.9m	5.6m (1)	9.4m (1)	2:33.11	29.07s	30.16s
2	A DUSTY DANCE	3	14.5m	9.6m (1)	13.8m (1)	2:33.24	29.11s	29.95s
7	UNREAL FEELING	4	17.2m	15.6m (0)	23.0m (1)	2:33.45	29.35s	29.47s
3	LENNOX BROMAC	5	18.3m	5.8m (0)	12.8m (0)	2:33.53	29.30s	30.31s
6	CAMSTAR ROAD	6	21.8m	22.2m (1)	24.0m (2)	2:33.81	28.93s	29.74s
8	KARINYA GILL	7	27.5m	13.8m (1)	17.0m (2)	2:34.25	29.02s	30.68s
10	POTTER	8	28.6m	18.2m (1)	20.0m (3)	2:34.34	28.92s	30.54s
1	MERRY DANCER	9	41.2m	11.0m (0)	21.0m (0)	2:35.33	29.50s	31.40s
5	OUR DICKIE BART	10	42.2m	19.6m (0)	29.2m (1)	2:35.41	29.48s	30.87s


Finish Position and metres gained

First Arrow shows distance gain/loss from 2nd Qtr to 3rd Qtr, Second Arrow shows distance gain/loss from 3rd Qtr to Finish
Blue arrow indicates best gain in these quarters.



800

Visual positions in race at 2nd Quarter



400

Visual positions in race at 3rd Quarter

Parkes Race 6 Distance 1660m

Sunday, 5 May 2024


Gross Time: 2:04.00 MileRate: 2:00.20 LeadTime: 3.80s First Qtr: 29.90s Second Qtr: 31.60s Third Qtr: 29.20s Fourth Qtr: 29.50s

DATA TABLE: 800 / 400 Posi's are position from leader and (how wide the horse was at that position)

No	Horse	Plc	Mar	800 Posi	400 Posi	Time	3rd Qtr	4th Qt
6	FRESH PRINCE	1	0.0m	6.4m (2)	6.4m (2)	2:04.00	29.20s	29.03s
10	BETTING RANGER	2	0.1m	11.8m (2)	7.2m (3)	2:04.01	28.87s	28.98s
2	LEAD ROLE	3	0.2m	0.2m (0)	0.0m (0)	2:04.02	29.19s	29.51s
9	BLAZIN CHIMES	4	5.1m	0.4m (2)	1.6m (2)	2:04.39	29.29s	29.76s
1	DOTTIE FEELS GOOD	5	5.3m	5.4m (0)	5.4m (0)	2:04.41	29.20s	29.49s
7	TORQUE NO FEAR	6	22.1m	10.0m (0)	9.6m (0)	2:05.71	29.17s	30.42s
8	TULHURST ELVIS	7	23.3m	5.4m (1)	7.0m (1)	2:05.80	29.31s	30.70s
5	TREACHEROUS GABBY	8	24.8m	12.8m (1)	11.4m (1)	2:05.92	29.09s	30.48s
3	DUSTY MUSTER	9	25.2m	0.0m (1)	3.2m (1)	2:05.95	29.43s	31.11s
4	AVENTINE HILL	10	34.9m	22.0m (0)	14.6m (0)	2:06.70	28.65s	30.99s

Finish Position and metres gained

First Arrow shows distance gain/loss from 2nd Qtr to 3rd Qtr, Second Arrow shows distance gain/loss from 3rd Qtr to Finish
Blue arrow indicates best gain in these quarters.



800

Visual positions in race at 2nd Quarter



400

Visual positions in race at 3rd Quarter



Parkes Race 7 Distance 1660m

Sunday, 5 May 2024


Gross Time: 2:02.80 MileRate: 1:59.00 LeadTime: 3.70s First Qtr: 29.20s Second Qtr: 30.60s Third Qtr: 29.70s Fourth Qtr: 29.60s

DATA TABLE: 800 / 400 Posi's are position from leader and (how wide the horse was at that position)

No	Horse	Plc	Mar	800 Posi	400 Posi	Time	3rd Qtr	4th Qt
4	MENDOZA LASS	1	0.0m	0.0m (0)	0.0m (0)	2:02.80	29.70s	29.60s
7	SHEZ A WARRIOR	2	5.5m	8.2m (0)	8.0m (0)	2:03.23	29.68s	29.42s
1	MASAKE	3	6.8m	4.2m (0)	4.0m (0)	2:03.33	29.69s	29.81s
3	TULHURST PEBBLES	4	11.7m	9.6m (1)	10.8m (1)	2:03.71	29.79s	29.67s
6	THE MISSING SOCK	5	12.7m	1.6m (1)	2.6m (1)	2:03.79	29.77s	30.34s
2	DEBRA JEAN	6	14.8m	5.8m (1)	7.0m (1)	2:03.95	29.79s	30.17s
8	HIGH QUEST	7	15.0m	13.0m (0)	13.4m (0)	2:03.96	29.73s	29.72s
9	GIRL JUST FLY	8	15.9m	13.6m (1)	13.6m (2)	2:04.03	29.70s	29.77s
5	ROSE OF JULIANA	9	24.4m	17.0m (0)	17.6m (0)	2:04.69	29.75s	30.10s
10	MILLIONDOLLAR KISS	10	27.9m	18.0m (1)	18.8m (2)	2:04.96	29.76s	30.27s

Finish Position and metres gained

First Arrow shows distance gain/loss from 2nd Qtr to 3rd Qtr, Second Arrow shows distance gain/loss from 3rd Qtr to Finish
Blue arrow indicates best gain in these quarters.



800

Visual positions in race at 2nd Quarter



400

Visual positions in race at 3rd Quarter



Parkes Race 8 Distance 1660m

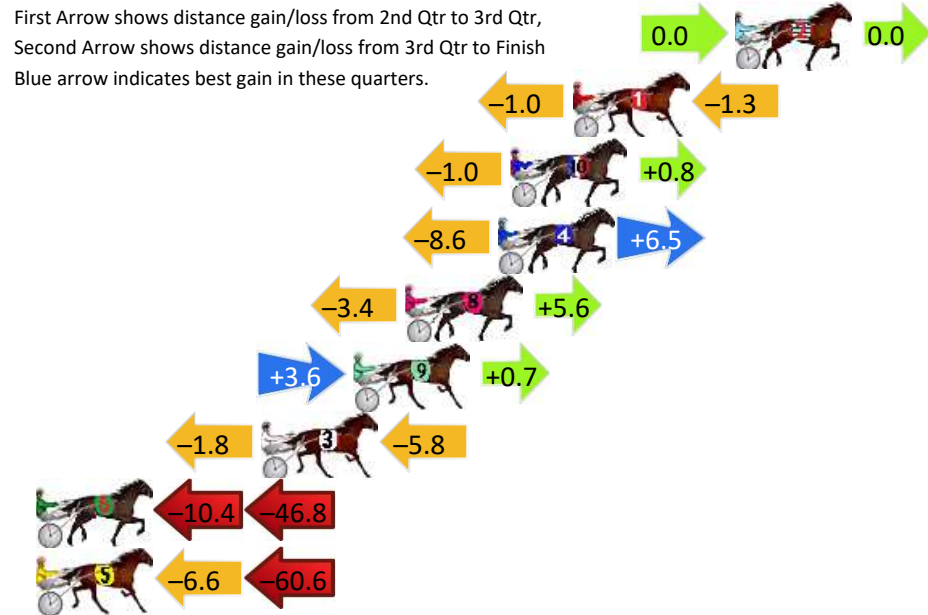
Sunday, 5 May 2024

Gross Time: 2:03.20 MileRate: 1:59.50 LeadTime: 3.60s First Qtr: 29.90s Second Qtr: 30.20s Third Qtr: 29.40s Fourth Qtr: 30.10s

DATA TABLE: 800 / 400 Posi's are position from leader and (how wide the horse was at that position)

NoHorse	Plc	Mar	800 Posi	400 Posi	Time	3rd Qtr	4th Qt
2 ALABAMA MISS	1	0.0m	0.0m (0)	0.0m (0)	2:03.20	29.40s	30.10s
1 ERMINNIE QUINCE	2	6.5m	4.2m (0)	5.2m (0)	2:03.71	29.47s	30.20s
10 LOOKOUT	3	9.0m	8.8m (0)	9.8m (0)	2:03.91	29.47s	30.04s
4 CHILLAX	4	9.5m	7.4m (1)	16.0m (0)	2:03.95	30.04s	29.61s
8 SEEMESHINEYHEELS	5	13.2m	15.4m (1)	18.8m (1)	2:04.24	29.66s	29.68s
9 LILYS REASON	6	15.3m	19.6m (1)	16.0m (3)	2:04.41	29.13s	30.05s
3 TULHURST SMOOCHER	7	19.0m	11.4m (1)	13.2m (2)	2:04.70	29.53s	30.53s
6 NOVA JO	8	60.2m	3.0m (1)	13.4m (1)	2:07.95	30.13s	33.60s
5 GLOBAL GODDESS	9	81.4m	14.2m (0)	20.8m (0)	2:09.62	29.84s	34.63s

Finish Position and metres gained



Visual positions in race at 2nd Quarter

800



Visual positions in race at 3rd Quarter

400



Parkes Race 9 Distance 2040m

Sunday, 5 May 2024

Gross Time: 2:36.50 MileRate: 2:03.50 LeadTime: 32.20s First Qtr: 32.80s Second Qtr: 30.60s Third Qtr: 30.60s Fourth Qtr: 30.30s

DATA TABLE: 800 / 400 Posi's are position from leader and (how wide the horse was at that position)

No	Horse	Plc	Mar	800 Posi	400 Posi	Time	3rd Qtr	4th Qt
5	KERPAT JOY	1	0.0m	13.6m (1)	7.8m (2)	2:36.50	30.16s	29.71s
9	PIRATES MAGIC	2	0.8m	4.0m (1)	0.4m (1)	2:36.56	30.33s	30.33s
7	MIDNIGHT TERROR	3	10.1m	14.6m (0)	13.6m (1)	2:37.30	30.52s	30.04s
8	BELLASBEACHBOY	4	13.1m	9.4m (1)	5.2m (1)	2:37.54	30.29s	30.90s
2	SASSY BEACH	5	17.0m	0.0m (0)	0.0m (0)	2:37.85	30.61s	31.58s
3	JILLIBY TSUNAMI	6	17.7m	10.0m (0)	11.0m (0)	2:37.90	30.68s	30.80s
10	MISS BLUE STORK	7	27.6m	19.8m (0)	18.4m (0)	2:38.69	30.50s	30.99s
6	PYEKAKARIKI	8	36.0m	17.6m (1)	16.8m (2)	2:39.36	30.55s	31.75s
4	HOODLUM TURF	9	41.8m	25.6m (1)	25.0m (1)	2:39.82	30.56s	31.57s
1	MISSUS GONE	10	44.8m	5.6m (0)	6.8m (0)	2:40.05	30.71s	33.16s

Finish Position and metres gained

First Arrow shows distance gain/loss from 2nd Qtr to 3rd Qtr, Second Arrow shows distance gain/loss from 3rd Qtr to Finish
Blue arrow indicates best gain in these quarters.

