

Menangle Race 1 Distance 2300m

Tuesday, 7 May 2024

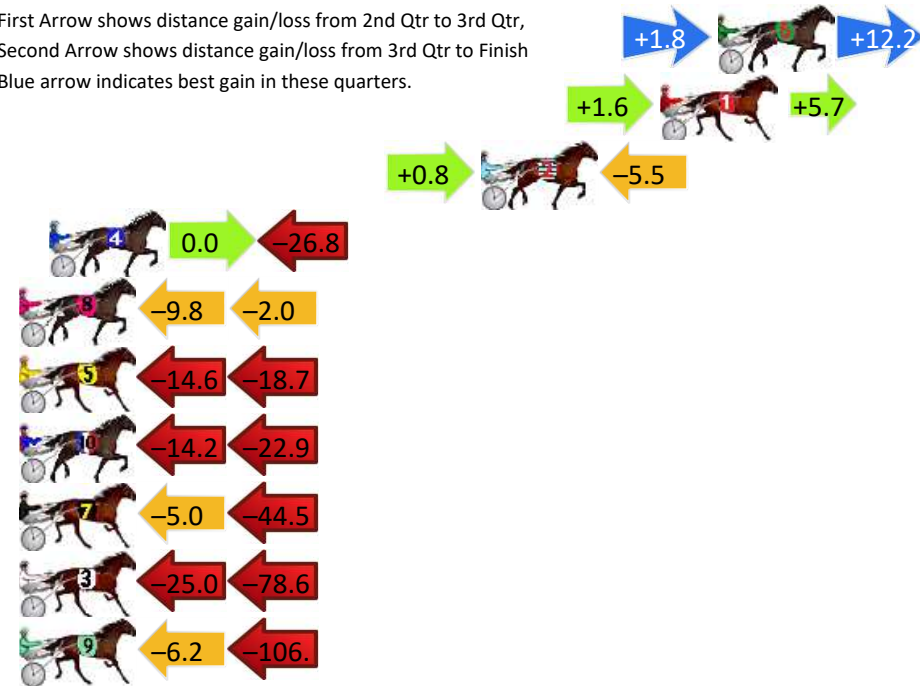
Gross Time: 2:51.00 MileRate: 1:59.70 LeadTime: 50.80s First Qtr: 29.80s Second Qtr: 30.50s Third Qtr: 29.90s Fourth Qtr: 30.00s

DATA TABLE: 800 / 400 Posi's are position from leader and (how wide the horse was at that position)

No	Horse	Plc	Mar	800 Posi	400 Posi	Time	3rd Qtr	4th Qt
6	TEDESCO	1	0.0m	14.0m (0)	12.2m (0)	2:51.00	29.77s	29.09s
1	KARAKAJACK TOOTH	2	2.3m	9.6m (0)	8.0m (0)	2:51.18	29.78s	29.57s
2	MALIBUU	3	9.5m	4.8m (0)	4.0m (0)	2:51.75	29.84s	30.41s
4	PHOEBE MAJESTIC	4	26.8m	0.0m (0)	0.0m (0)	2:53.11	29.90s	32.00s
8	TWIXTEN	5	36.2m	24.4m (0)	34.2m (2)	2:53.84	30.63s	30.15s
5	TRIUMPH STRIDE	6	44.1m	10.8m (1)	25.4m (1)	2:54.47	30.98s	31.39s
10	YUKOND ME	7	52.9m	15.8m (1)	30.0m (1)	2:55.16	30.95s	31.71s
7	DANCINGALLALONE	8	68.9m	19.4m (0)	24.4m (0)	2:56.41	30.27s	33.32s
3	PHOENIX RED	9	110.4m	6.8m (1)	31.8m (0)	2:59.68	31.75s	35.86s
9	FAMILIAR TRICKS	10	133.5m	20.6m (1)	26.8m (2)	3:01.49	30.35s	37.96s

Finish Position and metres gained

First Arrow shows distance gain/loss from 2nd Qtr to 3rd Qtr, Second Arrow shows distance gain/loss from 3rd Qtr to Finish
Blue arrow indicates best gain in these quarters.



800

Visual positions in race at 2nd Quarter



400

Visual positions in race at 3rd Quarter



Menangle Race 2 Distance 2300m

Tuesday, 7 May 2024


Gross Time: 2:51.30 MileRate: 1:59.90 LeadTime: 50.10s First Qtr: 31.70s Second Qtr: 30.10s Third Qtr: 29.50s Fourth Qtr: 29.90s

DATA TABLE: 800 / 400 Posi's are position from leader and (how wide the horse was at that position)

No	Horse	Plc	Mar	800 Posi	400 Posi	Time	3rd Qtr	4th Qt
6	SALUTE STRIDE	1	0.0m	4.4m (0)	4.0m (0)	2:51.30	29.47s	29.60s
9	SHEZA PLEASURE	2	1.4m	2.8m (1)	1.6m (1)	2:51.41	29.41s	29.89s
10	SPEEDY LOVER	3	5.2m	12.0m (1)	10.0m (2)	2:51.71	29.35s	29.54s
1	INSTANT DELIGHT	4	5.8m	16.6m (0)	16.2m (0)	2:51.75	29.48s	29.13s
8	ITZFERGIETIME	5	6.7m	0.0m (0)	0.0m (0)	2:51.82	29.50s	30.40s
5	RAKERO WARRIOR	6	7.0m	6.8m (1)	5.6m (1)	2:51.85	29.41s	30.00s
2	TIGER TEE	7	9.5m	12.4m (0)	12.2m (1)	2:52.04	29.49s	29.70s
3	FLASH KYVALLEY	8	10.6m	8.4m (0)	8.2m (0)	2:52.13	29.48s	30.08s
7	ROBBINMEMATES	9	11.1m	22.0m (0)	20.4m (0)	2:52.17	29.39s	29.21s
4	MELPARK MAGIC	10	19.0m	16.2m (1)	14.6m (2)	2:52.79	29.38s	30.23s

Finish Position and metres gained

First Arrow shows distance gain/loss from 2nd Qtr to 3rd Qtr, Second Arrow shows distance gain/loss from 3rd Qtr to Finish
Blue arrow indicates best gain in these quarters.



800

Visual positions in race at 2nd Quarter



400

Visual positions in race at 3rd Quarter





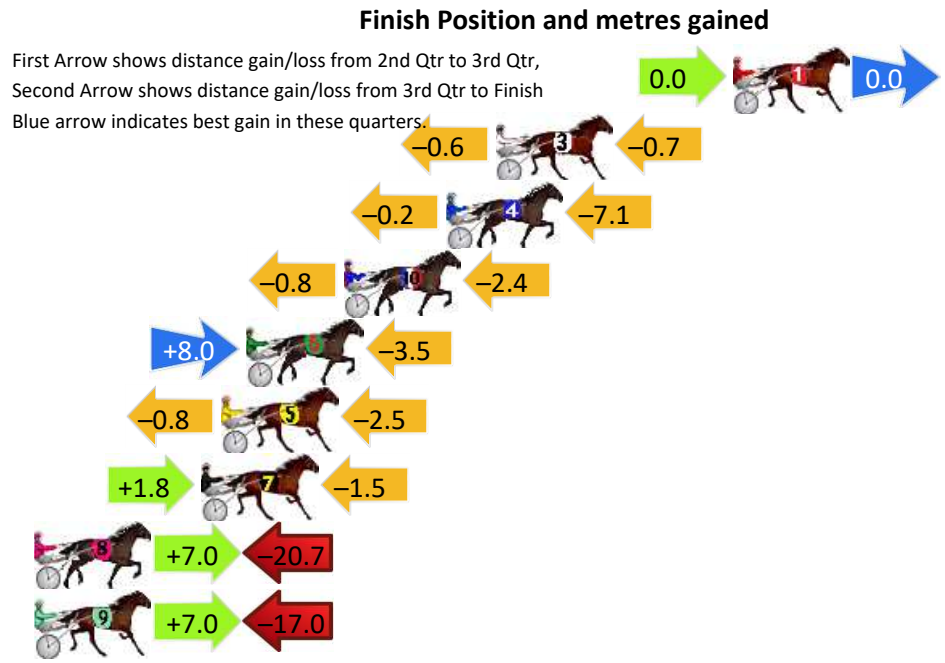
Menangle Race 3 Distance 1609m

Tuesday, 7 May 2024

Gross Time: 1:54.80 MileRate: 1:54.80 LeadTime: 0.00s First Qtr: 28.00s Second Qtr: 29.80s Third Qtr: 28.90s Fourth Qtr: 28.10s

DATA TABLE: 800 / 400 Posi's are position from leader and (how wide the horse was at that position)

NoHorse	Plc	Mar	800 Posi	400 Posi	Time	3rd Qtr	4th Qt
1 NUTBUSH GIRL	1	0.0m	0.0m (0)	0.0m (0)	1:54.80	28.90s	28.10s
3 OPERATIVE ANNA	2	9.5m	8.2m (0)	8.8m (0)	1:55.50	28.94s	28.15s
4 WILL I AM	3	11.5m	4.2m (0)	4.4m (0)	1:55.65	28.92s	28.60s
10 RUM DELIGHT	4	15.6m	12.4m (0)	13.2m (0)	1:55.95	28.96s	28.27s
6 AERODYNE GUY	5	19.5m	24.0m (1)	16.0m (2)	1:56.24	28.34s	28.34s
5 JOGALONG BLUE	6	20.5m	17.2m (0)	18.0m (0)	1:56.31	28.96s	28.27s
7 CRAZY SHIPPO	7	21.3m	21.6m (0)	19.8m (2)	1:56.37	28.77s	28.20s
8 THE GOLDEN CROSS	8	28.5m	14.8m (1)	7.8m (1)	1:56.90	28.42s	29.55s
9 THE MALDIVES	9	29.0m	19.0m (1)	12.0m (2)	1:56.94	28.42s	29.29s



Menangle Race 4 Distance 1609m

Tuesday, 7 May 2024

Gross Time: 1:55.00 MileRate: 1:55.00 LeadTime: 0.00s First Qtr: 28.50s Second Qtr: 30.30s Third Qtr: 28.20s Fourth Qtr: 28.00s

DATA TABLE: 800 / 400 Posi's are position from leader and (how wide the horse was at that position)

NoHorse	Plc	Mar	800 Posi	400 Posi	Time	3rd Qtr	4th Qt
1 BOLERO	1	0.0m	0.0m (0)	0.0m (0)	1:55.00	28.20s	28.00s
8 JACQUELINE ROSE	2	2.8m	11.2m (2)	3.6m (1)	1:55.21	27.67s	27.94s
6 BADLANDER	3	4.4m	4.4m (0)	4.0m (0)	1:55.32	28.17s	28.03s
4 TAKE A HIKE	4	9.3m	8.4m (0)	8.0m (0)	1:55.68	28.17s	28.09s
2 PEACE OF HEAVEN	5	10.9m	12.8m (0)	12.8m (0)	1:55.80	28.20s	27.87s
10 FIFTYSHADES CRESCO	6	12.2m	22.2m (1)	16.6m (1)	1:55.90	27.81s	27.69s
7 SCANDALIZING	7	15.8m	18.0m (1)	12.8m (2)	1:56.16	27.84s	28.21s
5 AELLA BY	8	16.0m	14.0m (1)	8.4m (1)	1:56.18	27.81s	28.53s
9 OUR TEMPO	9	16.8m	17.2m (0)	17.2m (0)	1:56.24	28.20s	27.97s

Finish Position and metres gained

First Arrow shows distance gain/loss from 2nd Qtr to 3rd Qtr, Second Arrow shows distance gain/loss from 3rd Qtr to Finish
Blue arrow indicates best gain in these quarters.



800

Visual positions in race at 2nd Quarter



400

Visual positions in race at 3rd Quarter



Menangle Race 5 Distance 1609m

Tuesday, 7 May 2024



Gross Time: 1:54.40 MileRate: 1:54.40 LeadTime: 0.00s First Qtr: 28.90s Second Qtr: 30.40s Third Qtr: 27.90s Fourth Qtr: 27.10s

DATA TABLE: 800 / 400 Posi's are position from leader and (how wide the horse was at that position)

No	Horse	Plc	Mar	800 Posi	400 Posi	Time	3rd Qtr	4th Qt
5	DOUBLE FEAR	1	0.0m	0.0m (0)	0.0m (0)	1:54.40	27.90s	27.10s
2	MEMPHIS FURY	2	6.7m	9.0m (0)	8.4m (0)	1:54.88	27.86s	26.99s
4	MAURLEN BOY	3	10.5m	8.8m (1)	12.6m (3)	1:55.15	28.16s	26.96s
6	MY STELLA ROSE	4	10.9m	12.8m (1)	16.8m (3)	1:55.18	28.17s	26.70s
8	FREASON	5	11.1m	4.4m (1)	8.6m (2)	1:55.19	28.19s	27.27s
3	CROWN MOJO	6	12.3m	13.6m (0)	12.6m (0)	1:55.28	27.83s	27.08s
1	IDEAL DESIRE	7	12.8m	4.6m (0)	4.4m (0)	1:55.31	27.89s	27.67s
10	MINI MINE YET	8	18.1m	17.8m (0)	20.8m (2)	1:55.69	28.10s	26.92s
9	VINETTE	9	38.0m	3.0m (2)	4.8m (1)	1:57.11	28.06s	29.34s

Finish Position and metres gained

First Arrow shows distance gain/loss from 2nd Qtr to 3rd Qtr, Second Arrow shows distance gain/loss from 3rd Qtr to Finish
Blue arrow indicates best gain in these quarters.



800

Visual positions in race at 2nd Quarter



400

Visual positions in race at 3rd Quarter



Menangle Race 6 Distance 2300m

Tuesday, 7 May 2024



Gross Time: 2:43.30 MileRate: 1:54.30 LeadTime: 48.30s First Qtr: 29.20s Second Qtr: 29.50s Third Qtr: 27.80s Fourth Qtr: 28.50s

DATA TABLE: 800 / 400 Posi's are position from leader and (how wide the horse was at that position)


No	Horse	Plc	Mar	800 Posi	400 Posi	Time	3rd Qtr	4th Qt
4	EXTREME SEA	1	0.0m	3.8m (1)	0.0m (0)	2:43.30	27.53s	28.50s
8	CORBIE STUMBLER	2	25.1m	4.0m (0)	17.2m (1)	2:45.18	28.72s	29.06s
11	WHATABOYJACK	3	30.2m	19.2m (1)	27.6m (3)	2:45.56	28.39s	28.68s
9	CAPTAIN BLOOD	4	33.3m	8.4m (1)	12.6m (1)	2:45.79	28.08s	29.97s
1	OUTSIDE FIGHTER	5	34.3m	0.0m (0)	12.4m (0)	2:45.87	28.65s	30.05s
3	BARTELLO	6	36.1m	23.4m (1)	32.0m (2)	2:46.00	28.40s	28.79s
6	PLAYFUL MISS	7	53.0m	17.4m (0)	34.0m (1)	2:47.27	28.95s	29.85s
2	MAJOR STATEMENT	8	53.4m	11.8m (2)	27.8m (2)	2:47.30	28.90s	30.31s
10	MADAZALWAYS	9	60.7m	13.0m (1)	28.0m (1)	2:47.84	28.82s	30.82s
12	FIRE AND SWORD	10	83.1m	13.2m (0)	30.8m (0)	2:49.52	28.99s	32.21s
7	FEAR THE BANKER	11	88.1m	8.8m (0)	26.8m (0)	2:49.89	29.01s	32.84s

Finish Position and metres gained

First Arrow shows distance gain/loss from 2nd Qtr to 3rd Qtr, Second Arrow shows distance gain/loss from 3rd Qtr to Finish. Blue arrow indicates best gain in these quarters.



Visual positions in race at 2nd Quarter



Visual positions in race at 3rd Quarter



Menangle Race 7 Distance 2300m



Tuesday, 7 May 2024

Gross Time: 2:46.40 MileRate: 1:56.40 LeadTime: 49.20s First Qtr: 29.60s Second Qtr: 29.30s Third Qtr: 28.90s Fourth Qtr: 29.40s

DATA TABLE: 800 / 400 Posi's are position from leader and (how wide the horse was at that position)

No	Horse	Plc	Mar	800 Posi	400 Posi	Time	3rd Qtr	4th Qt
4	TURBO TOMMY	1	0.0m	18.0m (1)	15.0m (3)	2:46.40	28.69s	28.30s
12	PRINCE OF PEACE	2	3.5m	9.8m (1)	6.6m (3)	2:46.67	28.67s	29.17s
9	FOXY DADA	3	4.2m	4.0m (0)	4.0m (1)	2:46.72	28.90s	29.41s
3	VAN BASTEN	4	5.3m	13.8m (1)	10.8m (3)	2:46.81	28.69s	29.00s
6	MAGIC MATTEO	5	5.9m	20.4m (0)	23.2m (2)	2:46.85	29.11s	28.14s
10	OURSOUTHERNSTAR	6	6.7m	12.0m (0)	12.6m (1)	2:46.92	28.95s	28.97s
11	DANCE AND DELIVER	7	12.6m	5.6m (1)	4.4m (2)	2:47.37	28.81s	30.00s
8	HEAVENLY REASON	8	13.4m	27.2m (1)	23.6m (4)	2:47.43	28.65s	28.65s
1	VAPAR FIRE	9	27.8m	0.0m (0)	0.0m (0)	2:48.54	28.88s	31.43s
5	WHAT FOR	10	35.0m	16.2m (0)	18.8m (1)	2:49.10	29.08s	30.58s
7	RAGING SEA	11	56.8m	23.0m (1)	19.6m (3)	2:50.78	28.63s	32.12s
2	RYANS GANGSTER	12	110.0m	8.0m (0)	7.4m (0)	2:54.88	28.79s	36.90s

Finish Position and metres gained



Menangle Race 8 Distance 2300m

Tuesday, 7 May 2024


Gross Time: 2:48.00 MileRate: 1:57.60 LeadTime: 50.60s First Qtr: 30.20s Second Qtr: 30.60s Third Qtr: 28.50s Fourth Qtr: 28.10s

DATA TABLE: 800 / 400 Posi's are position from leader and (how wide the horse was at that position)

No	Horse	Plc	Mar	800 Posi	400 Posi	Time	3rd Qtr	4th Qt
2	MY ULTIMATE SNOWY	1	0.0m	0.0m (0)	0.0m (0)	2:48.00	28.50s	28.10s
10	HAS THE COURAGE	2	4.5m	12.2m (0)	11.6m (0)	2:48.33	28.45s	27.60s
11	SPECULATING	3	5.3m	6.8m (2)	2.8m (1)	2:48.39	28.22s	28.27s
9	AGIFTFROMTHEANGELS	4	5.7m	8.2m (0)	8.4m (1)	2:48.42	28.51s	27.91s
1	MAYOR OF ELWOOD	5	6.6m	4.2m (0)	4.0m (0)	2:48.49	28.49s	28.28s
6	GO AWAY AGAIN	6	10.8m	18.2m (0)	16.0m (0)	2:48.80	28.34s	27.74s
7	DENNY ROCKS	7	17.0m	10.8m (1)	13.0m (2)	2:49.26	28.66s	28.38s
12	ROCKET BOY	8	19.2m	14.4m (2)	17.4m (2)	2:49.42	28.71s	28.23s
4	HALLOWEEN	9	82.3m	6.6m (1)	18.0m (1)	2:54.08	29.33s	32.59s

Finish Position and metres gained

First Arrow shows distance gain/loss from 2nd Qtr to 3rd Qtr, Second Arrow shows distance gain/loss from 3rd Qtr to Finish. Blue arrow indicates best gain in these quarters.



800

Visual positions in race at 2nd Quarter



400

Visual positions in race at 3rd Quarter



Menangle Race 9 Distance 1609m

Tuesday, 7 May 2024

Gross Time: 1:53.70 MileRate: 1:53.70 LeadTime: 0.00s First Qtr: 26.20s Second Qtr: 30.40s Third Qtr: 28.50s Fourth Qtr: 28.60s

DATA TABLE: 800 / 400 Posi's are position from leader and (how wide the horse was at that position)

No	Horse	Plc	Mar	800 Posi	400 Posi	Time	3rd Qtr	4th Qt
2	SEASTORIE	1	0.0m	8.0m (0)	8.2m (1)	1:53.70	28.52s	28.02s
5	POWER UP	2	0.2m	10.8m (2)	2.6m (1)	1:53.72	27.92s	28.43s
7	VINKE B	3	1.4m	26.8m (1)	18.6m (3)	1:53.81	27.92s	27.38s
9	MY CRACKLING ROSIE	4	1.8m	4.0m (0)	4.2m (0)	1:53.84	28.51s	28.43s
3	OURTREACHEROUS REIGN	5	8.1m	16.2m (0)	17.6m (0)	1:54.31	28.60s	27.92s
1	MICHAEL CAINE	6	12.9m	12.2m (0)	13.0m (0)	1:54.67	28.56s	28.59s
6	MISTER JONES	7	13.5m	15.2m (1)	13.6m (2)	1:54.71	28.39s	28.59s
4	KISSMELVIS	8	20.7m	22.2m (1)	18.8m (2)	1:55.25	28.26s	28.74s
8	AMERICAN HAMMER	9	22.8m	0.0m (0)	0.0m (0)	1:55.41	28.50s	30.22s
10	DON BOSTON	10	41.1m	10.4m (1)	16.4m (1)	1:56.79	28.92s	30.36s

Finish Position and metres gained

First Arrow shows distance gain/loss from 2nd Qtr to 3rd Qtr, Second Arrow shows distance gain/loss from 3rd Qtr to Finish
Blue arrow indicates best gain in these quarters.

