

Wagga Riverina Race 1 Distance 1740m

Tuesday, 7 May 2024

Gross Time: 2:05.90 MileRate: 1:56.50 LeadTime: 8.50s First Qtr: 29.10s Second Qtr: 31.80s Third Qtr: 29.00s Fourth Qtr: 27.50s

DATA TABLE: 800 / 400 Posi's are position from leader and (how wide the horse was at that position)

No	Horse	Plc	Mar	800 Posi	400 Posi	Time	3rd Qtr	4th Qt
1	CAN FEEL THE FURY	1	0.0m	8.4m (0)	10.2m (0)	2:05.90	29.11s	26.80s
4	DRESSED IN GOLD	2	1.3m	0.0m (0)	0.0m (0)	2:05.99	29.00s	27.59s
9	MAJOR HUSS	3	2.7m	12.4m (0)	16.0m (0)	2:06.10	29.23s	26.59s
2	GOTTA LOCKHEED	4	4.2m	4.2m (0)	4.6m (0)	2:06.20	29.03s	27.47s
6	LUVTOO	5	9.7m	14.0m (1)	5.0m (2)	2:06.60	28.38s	27.82s
3	WALLY BLASTER	6	11.0m	9.8m (1)	12.6m (1)	2:06.70	29.19s	27.39s
7	GOOD TIME NEDRA	6	11.0m	18.2m (1)	9.2m (2)	2:06.70	28.37s	27.62s
8	NIFTY RONALD	8	16.4m	2.0m (1)	1.8m (1)	2:07.09	29.01s	28.50s
5	BRACKEN WARRIOR	9	16.6m	6.0m (1)	7.4m (1)	2:07.10	29.12s	28.13s

Finish Position and metres gained

First Arrow shows distance gain/loss from 2nd Qtr to 3rd Qtr, Second Arrow shows distance gain/loss from 3rd Qtr to Finish
Blue arrow indicates best gain in these quarters.



800

Visual positions in race at 2nd Quarter



400

Visual positions in race at 3rd Quarter



Wagga Riverina Race 2 Distance 2270m



Tuesday, 7 May 2024

Gross Time: 2:44.30 MileRate: 1:56.50 LeadTime: 47.70s First Qtr: 31.90s Second Qtr: 29.70s Third Qtr: 28.10s Fourth Qtr: 26.90s

DATA TABLE: 800 / 400 Posi's are position from leader and (how wide the horse was at that position)

No	Horse	Plc	Mar	800 Posi	400 Posi	Time	3rd Qtr	4th Qt
3	HY POACTIVE	1	0.0m	0.0m (0)	0.0m (0)	2:44.30	28.10s	26.90s
7	TITIWHA	2	7.4m	4.2m (0)	4.0m (0)	2:44.82	28.09s	27.13s
10	WILD IMAGINATION	3	16.5m	2.6m (1)	1.6m (1)	2:45.47	28.05s	27.90s
1	BURTON	4	17.8m	8.4m (0)	9.6m (0)	2:45.56	28.19s	27.45s
9	TE QUIRO	5	20.6m	12.2m (0)	13.6m (0)	2:45.76	28.21s	27.37s
12	ROYAL EXIT	6	25.5m	23.8m (1)	20.2m (2)	2:46.11	27.86s	27.25s
2	THE TALK	7	26.7m	19.6m (1)	21.2m (1)	2:46.19	28.22s	27.27s
4	KAITOA	8	28.7m	10.6m (1)	10.4m (1)	2:46.33	28.11s	28.12s
11	FATHER BOB	9	29.1m	17.4m (0)	19.6m (0)	2:46.36	28.26s	27.54s
6	FREDEE TEE	10	34.0m	15.2m (1)	16.6m (1)	2:46.71	28.22s	28.06s
5	THE CLOCK WINDER	11	35.0m	21.6m (0)	24.2m (0)	2:46.78	28.29s	27.62s
8	AMBIGUOUS	12	43.7m	6.4m (1)	6.2m (1)	2:47.40	28.14s	29.41s

Finish Position and metres gained



800

Visual positions in race at 2nd Quarter



400

Visual positions in race at 3rd Quarter



Sectional Analysis Software

Not just form | Free Trial

www.facebook.com/PJHarnessRacing



RISE Digital, Harness Racing Australia nor the provider accepts any responsibility for the completeness or accuracy of any of the information contained herein, and makes no representations about its suitability for any particular purpose. Users should make their own judgements about those matters and/or seek independent advice. You assume all risks associated with use of data provided on this page

Wagga Riverina Race 3 Distance 2270m

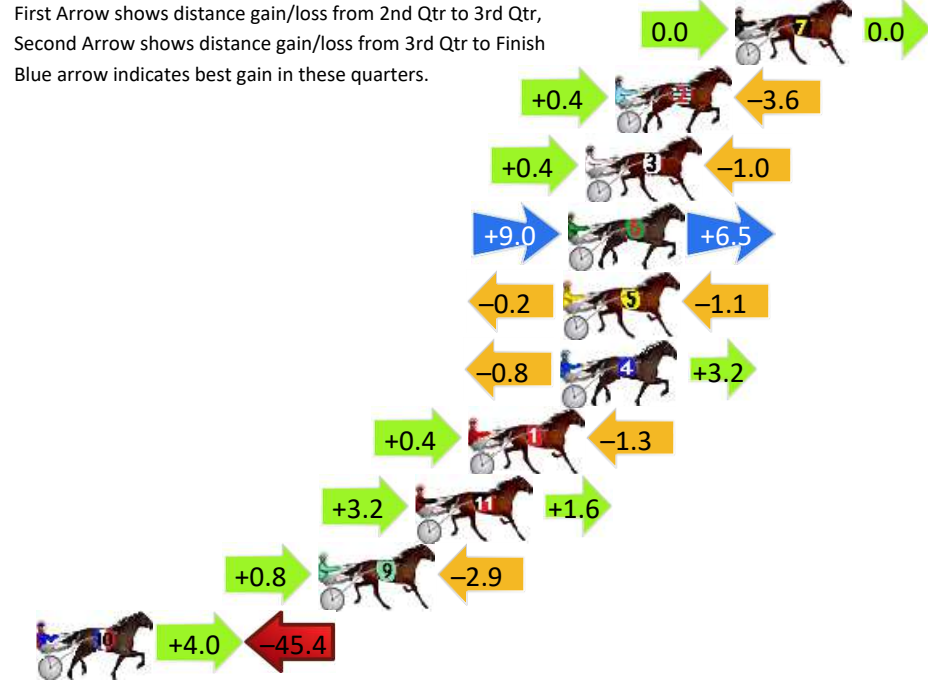
Tuesday, 7 May 2024

Gross Time: 2:43.30 MileRate: 1:55.80 LeadTime: 47.30s First Qtr: 29.90s Second Qtr: 29.40s Third Qtr: 28.10s Fourth Qtr: 28.60s

DATA TABLE: 800 / 400 Posi's are position from leader and (how wide the horse was at that position)

No	Horse	Plc	Mar	800 Posi	400 Posi	Time	3rd Qtr	4th Qt
7	CAPTAIN TOM	1	0.0m	0.0m (0)	0.0m (0)	2:43.30	28.10s	28.60s
2	JOYCIES LAD	2	4.8m	1.6m (1)	1.2m (1)	2:43.66	28.07s	28.86s
3	PETES BIG JIM	3	6.0m	5.4m (0)	5.0m (0)	2:43.75	28.07s	28.67s
6	BROOKLYNS BEST	4	6.7m	22.2m (1)	13.2m (2)	2:43.80	27.47s	28.14s
5	MY ULTIMATE SKEETA	5	6.9m	5.6m (1)	5.8m (1)	2:43.82	28.11s	28.68s
4	ROCK OF JOY	6	7.0m	9.4m (1)	10.2m (1)	2:43.83	28.16s	28.37s
1	DONNIE MAC	7	10.7m	9.8m (0)	9.4m (0)	2:44.10	28.07s	28.69s
11	MASTER GOUDA	8	12.8m	17.6m (1)	14.4m (1)	2:44.26	27.88s	28.49s
9	VILLAGE AREA	9	16.7m	14.6m (0)	13.8m (0)	2:44.55	28.04s	28.81s
10	WEONA BRANACH	10	54.6m	13.2m (1)	9.2m (2)	2:47.40	27.79s	31.83s

Finish Position and metres gained



800

Visual positions in race at 2nd Quarter



400

Visual positions in race at 3rd Quarter



Wagga Riverina Race 4 Distance 2270m

Tuesday, 7 May 2024

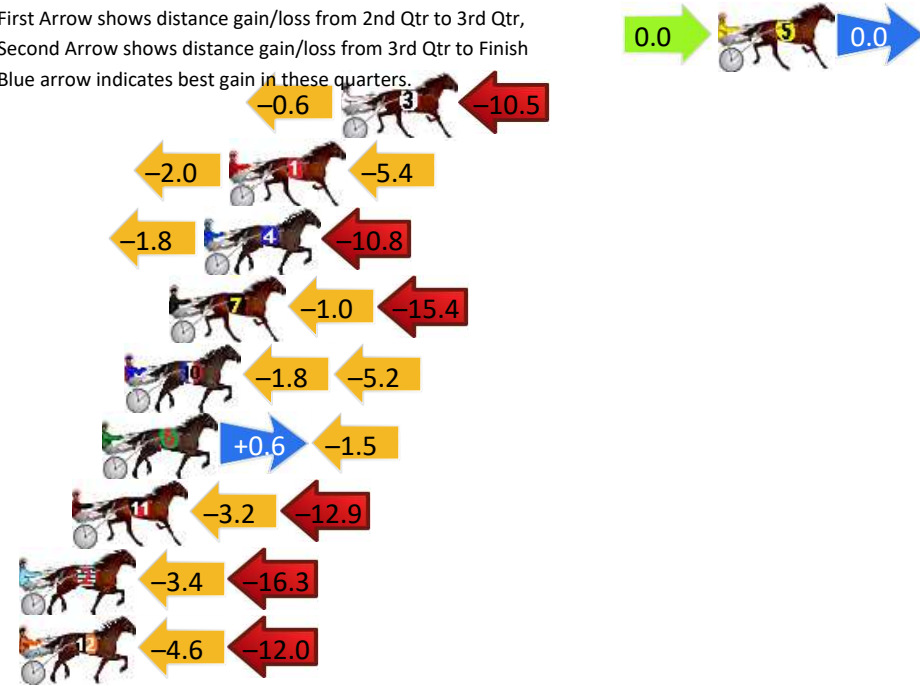
Gross Time: 2:44.00 MileRate: 1:56.30 LeadTime: 48.30s First Qtr: 30.80s Second Qtr: 30.10s Third Qtr: 27.60s Fourth Qtr: 27.20s

DATA TABLE: 800 / 400 Posi's are position from leader and (how wide the horse was at that position)

No	Horse	Plc	Mar	800 Posi	400 Posi	Time	3rd Qtr	4th Qt
5	CAPTAINS CATCH	1	0.0m	0.0m (0)	0.0m (0)	2:44.00	27.60s	27.20s
3	MONEYS ON MATILDA	2	15.1m	4.0m (0)	4.6m (0)	2:45.08	27.65s	27.91s
1	HERE COMES BOBBY	3	19.6m	12.2m (0)	14.2m (0)	2:45.40	27.74s	27.57s
4	MORESCO	4	20.6m	8.0m (0)	9.8m (0)	2:45.48	27.73s	27.93s
7	MOST TRIUMPHANT	5	22.0m	5.6m (1)	6.6m (1)	2:45.58	27.68s	28.24s
10	SMASH IT	6	23.8m	16.8m (0)	18.6m (0)	2:45.70	27.73s	27.55s
6	GOD BLESS YOU	7	24.7m	23.8m (1)	23.2m (0)	2:45.77	27.56s	27.30s
11	HES A TERROR	8	25.9m	9.8m (1)	13.0m (1)	2:45.85	27.82s	28.07s
2	GOODTIME JUNIOR	9	33.9m	14.2m (1)	17.6m (1)	2:46.43	27.84s	28.30s
12	BETTORS MOON	10	35.8m	19.2m (1)	23.8m (1)	2:46.56	27.92s	28.01s

Finish Position and metres gained

First Arrow shows distance gain/loss from 2nd Qtr to 3rd Qtr, Second Arrow shows distance gain/loss from 3rd Qtr to Finish
Blue arrow indicates best gain in these quarters.



800

Visual positions in race at 2nd Quarter



400

Visual positions in race at 3rd Quarter



Wagga Riverina Race 5 Distance 1740m

Tuesday, 7 May 2024

Gross Time: 2:03.80 MileRate: 1:54.50 LeadTime: 8.60s First Qtr: 28.50s Second Qtr: 30.00s Third Qtr: 28.30s Fourth Qtr: 28.40s

DATA TABLE: 800 / 400 Posi's are position from leader and (how wide the horse was at that position)

NoHorse	Plc	Mar	800 Posi	400 Posi	Time	3rd Qtr	4th Qt
4 BUBBA SCRUB	1	0.0m	4.2m (0)	4.4m (0)	2:03.80	28.31s	28.09s
8 ESCALERA	2	2.2m	0.0m (0)	0.0m (0)	2:03.96	28.30s	28.56s
3 OUR REBEL YELL	3	6.6m	13.2m (0)	9.2m (0)	2:04.29	28.02s	28.22s
6 ANGELSHAVTIME	4	9.4m	17.2m (1)	7.6m (1)	2:04.50	27.62s	28.53s
2 GIRLS ARE BEST	5	10.2m	8.6m (0)	2.4m (1)	2:04.56	27.86s	28.95s

Finish Position and metres gained

First Arrow shows distance gain/loss from 2nd Qtr to 3rd Qtr, Second Arrow shows distance gain/loss from 3rd Qtr to Finish
Blue arrow indicates best gain in these quarters.



8
0
0

Visual positions in race at 2nd Quarter



4
0
0

Visual positions in race at 3rd Quarter



Wagga Riverina Race 6 Distance 1740m

Tuesday, 7 May 2024

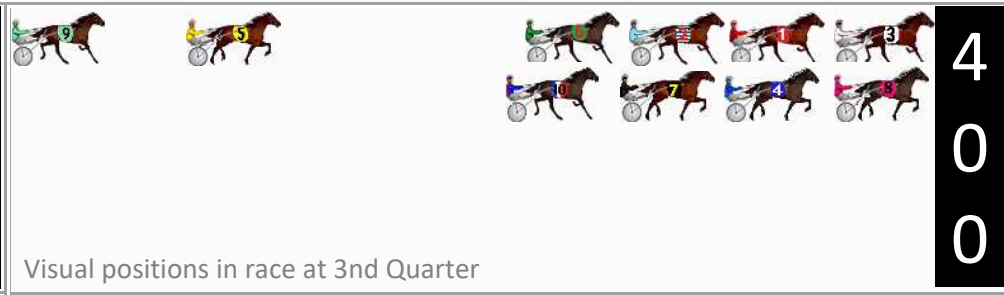
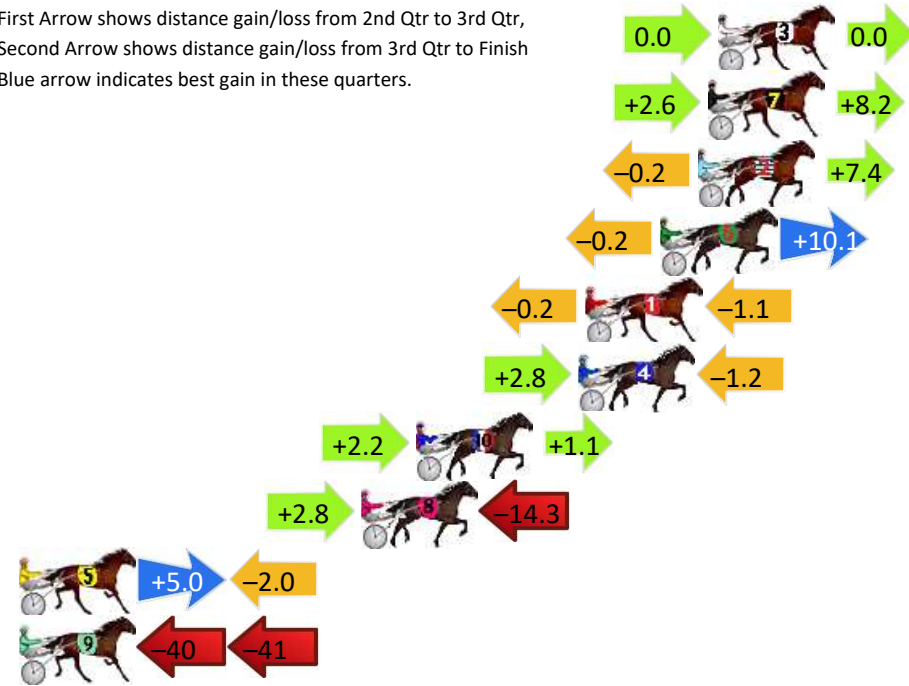
Gross Time: 2:09.60 MileRate: 1:59.80 LeadTime: 8.80s First Qtr: 30.90s Second Qtr: 33.00s Third Qtr: 28.40s Fourth Qtr: 28.50s

DATA TABLE: 800 / 400 Posi's are position from leader and (how wide the horse was at that position)

No	Horse	Plc	Mar	800 Posi	400 Posi	Time	3rd Qtr	4th Qt
3	DUST TO DIAMONDS	1	0.0m	0.0m (0)	0.0m (0)	2:09.60	28.40s	28.50s
7	CARMEN ON BLING	2	0.4m	11.2m (1)	8.6m (1)	2:09.63	28.22s	27.92s
2	THE BANKER	3	0.8m	8.0m (0)	8.2m (0)	2:09.66	28.42s	27.98s
6	ROLL THE ACES	4	2.3m	12.2m (0)	12.4m (0)	2:09.77	28.42s	27.78s
1	JACKS LAST HOO RAA	5	5.3m	4.0m (0)	4.2m (0)	2:10.00	28.41s	28.58s
4	SOKYS FALCON	6	5.6m	7.2m (1)	4.4m (1)	2:10.02	28.20s	28.59s
10	GLAMOUR FOX	7	12.1m	15.4m (1)	13.2m (1)	2:10.51	28.24s	28.42s
8	NO MORE PROMISES	8	14.3m	2.8m (1)	0.0m (1)	2:10.67	28.20s	29.51s
5	OURMATE GEEJAY	9	28.0m	31.0m (0)	26.0m (0)	2:11.70	28.05s	28.64s
9	FAMILY TREE	10	280.5m	200.0m (0)	240.0m (0)	2:30.60	31.22s	31.37s

Finish Position and metres gained

First Arrow shows distance gain/loss from 2nd Qtr to 3rd Qtr, Second Arrow shows distance gain/loss from 3rd Qtr to Finish. Blue arrow indicates best gain in these quarters.



Wagga Riverina Race 7 Distance 1740m

Tuesday, 7 May 2024


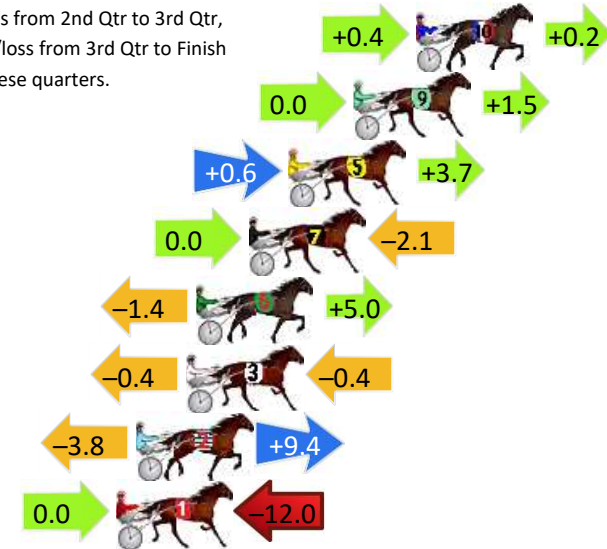
Gross Time: 2:08.10 MileRate: 1:58.50 LeadTime: 8.90s First Qtr: 29.10s Second Qtr: 31.10s Third Qtr: 30.00s Fourth Qtr: 29.00s

DATA TABLE: 800 / 400 Posi's are position from leader and (how wide the horse was at that position)


NoHorse	Plc	Mar	800 Posi	400 Posi	Time	3rd Qtr	4th Qt
10 DIDNT I	1	0.0m	0.6m (1)	0.2m (1)	2:08.10	29.97s	28.99s
9 ALL SO SASSY	2	2.5m	4.0m (0)	4.0m (0)	2:08.29	30.00s	28.89s
5 MOST CERTAIN MICKY	3	5.1m	9.4m (0)	8.8m (0)	2:08.49	29.95s	28.73s
7 HILLY	4	6.7m	4.6m (1)	4.6m (1)	2:08.61	30.00s	29.15s
6 COMPLICATED	5	8.8m	12.4m (1)	13.8m (1)	2:08.77	30.10s	28.64s
3 MOREARTSTHANCLASS	6	9.2m	8.4m (1)	8.8m (1)	2:08.80	30.03s	29.03s
2 ARTIMOS	7	11.2m	16.8m (1)	20.6m (1)	2:08.95	30.27s	28.32s
1 EYES FOR DOLLARS	8	12.0m	0.0m (0)	0.0m (0)	2:09.01	30.01s	29.87s

Finish Position and metres gained

First Arrow shows distance gain/loss from 2nd Qtr to 3rd Qtr, Second Arrow shows distance gain/loss from 3rd Qtr to Finish
Blue arrow indicates best gain in these quarters.



Visual positions in race at 2nd Quarter



Visual positions in race at 3rd Quarter



Wagga Riverina Race 8 Distance 1740m

Tuesday, 7 May 2024

Gross Time: 2:06.40 MileRate: 1:56.90 LeadTime: 8.60s First Qtr: 30.40s Second Qtr: 30.40s Third Qtr: 28.70s Fourth Qtr: 28.30s

DATA TABLE: 800 / 400 Posi's are position from leader and (how wide the horse was at that position)

No	Horse	Plc	Mar	800 Posi	400 Posi	Time	3rd Qtr	4th Qt
6	STARSHINE LADY	1	0.0m	0.0m (0)	0.0m (0)	2:06.40	28.70s	28.30s
4	SPIRIT LEVEL	2	7.6m	4.8m (1)	3.6m (1)	2:06.97	28.62s	28.58s
8	TROUBLE IN HEAVEN	3	17.6m	19.0m (1)	15.8m (2)	2:07.71	28.47s	28.43s
1	KRISTYSGIRL	4	19.3m	8.0m (0)	9.6m (1)	2:07.84	28.82s	28.98s
3	THE MAYNE MARA	5	20.4m	3.8m (0)	4.2m (0)	2:07.92	28.74s	29.44s
7	WISHIN AN HOPIN	6	22.2m	9.4m (1)	10.8m (2)	2:08.05	28.80s	29.10s
10	TUKAHA	7	22.3m	24.0m (1)	3.4m (2)	2:08.06	27.25s	29.63s
5	CITRINE	8	27.9m	13.8m (1)	15.0m (0)	2:08.47	28.79s	29.21s
2	BLAZING	9	53.5m	12.4m (0)	21.8m (0)	2:10.38	29.38s	30.53s
9	DEE JAY TWENTY	10	56.0m	17.4m (0)	29.0m (0)	2:10.56	29.54s	30.20s

Finish Position and metres gained

First Arrow shows distance gain/loss from 2nd Qtr to 3rd Qtr, Second Arrow shows distance gain/loss from 3rd Qtr to Finish
Blue arrow indicates best gain in these quarters.

