

Menangle Race 1 Distance 2300m

Saturday, 11 May 2024

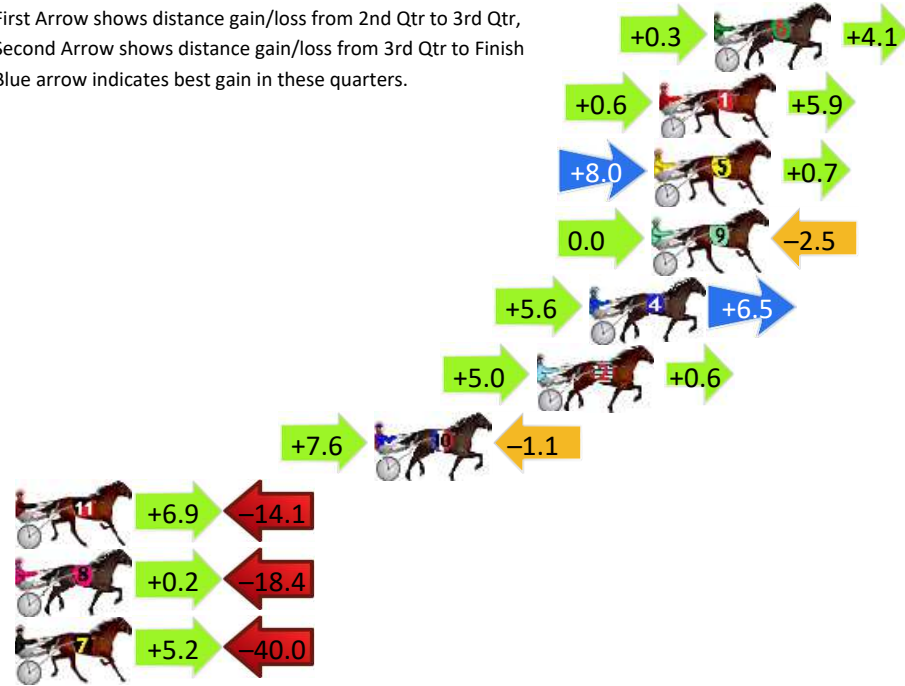
Gross Time: 2:42.90 MileRate: 1:54.00 LeadTime: 48.80s First Qtr: 29.10s Second Qtr: 29.30s Third Qtr: 27.80s Fourth Qtr: 27.90s

DATA TABLE: 800 / 400 Posi's are position from leader and (how wide the horse was at that position)

No	Horse	Plc	Mar	800 Posi	400 Posi	Time	3rd Qtr	4th Qt
6	LAST TANGO IN HEAVEN	1	0.0m	4.4m (0)	4.1m (0)	2:42.90	27.78s	27.62s
1	STRAVINSKY	2	2.2m	8.7m (0)	8.1m (0)	2:43.06	27.76s	27.50s
5	JILLIBY NITRO	3	2.4m	11.1m (1)	3.1m (1)	2:43.08	27.25s	27.86s
9	IM IN TROUBLE	4	2.5m	0.0m (0)	0.0m (0)	2:43.08	27.80s	28.08s
4	TUPPENCE	5	5.0m	17.1m (0)	11.5m (1)	2:43.27	27.41s	27.47s
2	DADNDAVE	6	7.1m	12.7m (0)	7.7m (1)	2:43.42	27.45s	27.89s
10	BOOM	7	13.6m	20.1m (1)	12.5m (2)	2:43.90	27.28s	28.03s
11	DOUBLE ENCOUNTER	8	31.6m	24.4m (1)	17.5m (2)	2:45.22	27.32s	29.01s
8	JOE NIEN	9	34.2m	16.0m (1)	15.8m (1)	2:45.41	27.79s	29.31s
7	SAHARA SIROCCO	10	56.2m	21.4m (0)	16.2m (0)	2:47.02	27.44s	30.90s

Finish Position and metres gained

First Arrow shows distance gain/loss from 2nd Qtr to 3rd Qtr, Second Arrow shows distance gain/loss from 3rd Qtr to Finish
Blue arrow indicates best gain in these quarters.



800

Visual positions in race at 2nd Quarter



400

Visual positions in race at 3rd Quarter



Menangle Race 2 Distance 1609m

Saturday, 11 May 2024


Gross Time: 1:52.10 MileRate: 1:52.10 LeadTime: 0.00s First Qtr: 27.40s Second Qtr: 29.10s Third Qtr: 27.40s Fourth Qtr: 28.20s

DATA TABLE: 800 / 400 Posi's are position from leader and (how wide the horse was at that position)

No	Horse	Plc	Mar	800 Posi	400 Posi	Time	3rd Qtr	4th Qt
6	MONTALBANO	1	0.0m	8.1m (1)	4.6m (1)	1:52.10	27.17s	27.89s
8	LOUS DREAM	2	0.4m	16.3m (1)	13.5m (1)	1:52.13	27.23s	27.30s
9	NO HEART THROB	3	4.5m	3.9m (1)	0.8m (1)	1:52.43	27.19s	28.48s
4	FOXY DADA	4	4.6m	4.1m (0)	4.4m (0)	1:52.44	27.42s	28.24s
7	TITIAN RAIDER	5	10.4m	21.0m (1)	18.4m (2)	1:52.87	27.24s	27.70s
1	HEZ DUSTY	6	11.1m	8.2m (0)	9.3m (0)	1:52.92	27.48s	28.38s
3	CARLO GAMBINO	7	12.2m	12.2m (1)	9.5m (1)	1:53.00	27.23s	28.45s
2	IDEAL IN DREAMS	8	14.9m	12.6m (0)	13.3m (0)	1:53.20	27.46s	28.38s
5	SUPER DUPER DUDE	9	15.6m	0.0m (0)	0.0m (0)	1:53.26	27.40s	29.36s
10	PLAYFUL MISS	10	17.0m	17.3m (0)	17.4m (0)	1:53.36	27.42s	28.26s

Finish Position and metres gained

First Arrow shows distance gain/loss from 2nd Qtr to 3rd Qtr, Second Arrow shows distance gain/loss from 3rd Qtr to Finish
Blue arrow indicates best gain in these quarters.



800

Visual positions in race at 2nd Quarter



400

Visual positions in race at 3rd Quarter



Menangle Race 3 Distance 2300m



Saturday, 11 May 2024

Gross Time: 2:45.90 MileRate: 1:56.00 LeadTime: 51.80s First Qtr: 29.80s Second Qtr: 29.30s Third Qtr: 27.10s Fourth Qtr: 27.90s


DATA TABLE: 800 / 400 Posi's are position from leader and (how wide the horse was at that position)

No	Horse	Plc	Mar	800 Posi	400 Posi	Time	3rd Qtr	4th Qt
1	CLASSY OPERATOR	1	0.0m	0.0m (0)	0.0m (0)	2:45.90	27.10s	27.90s
4	FRANCO PROMACHOS	2	11.4m	5.5m (1)	5.5m (1)	2:46.74	27.11s	28.36s
2	CAPTAIN BLOOD	3	11.6m	4.5m (0)	8.5m (0)	2:46.75	27.38s	28.17s
10	OUR VINNIE	4	21.0m	16.9m (0)	22.5m (0)	2:47.44	27.50s	27.90s
3	KILLARA JUGGERNAUT	5	22.7m	8.6m (0)	12.9m (0)	2:47.57	27.40s	28.69s
6	ANANAIS	6	24.9m	14.4m (1)	17.2m (1)	2:47.73	27.31s	28.55s
7	BIG BLACK DIAMOND	7	27.1m	12.8m (0)	18.7m (0)	2:47.89	27.52s	28.61s
5	SON OF THE SHARK	8	39.8m	10.2m (1)	11.9m (1)	2:48.82	27.23s	30.01s
11	HY VOLTAGE	9	40.9m	23.9m (1)	27.5m (0)	2:48.90	27.37s	29.02s
8	LETTYS REASON	10	42.5m	19.4m (1)	22.1m (2)	2:49.02	27.30s	29.51s

Finish Position and metres gained



Visual positions in race at 2nd Quarter



Visual positions in race at 3rd Quarter



Menangle Race 4 Distance 1609m

Saturday, 11 May 2024


Gross Time: 1:52.60 MileRate: 1:52.60 LeadTime: 0.00s First Qtr: 26.70s Second Qtr: 29.70s Third Qtr: 27.80s Fourth Qtr: 28.40s

DATA TABLE: 800 / 400 Posi's are position from leader and (how wide the horse was at that position)

No	Horse	Plc	Mar	800 Posi	400 Posi	Time	3rd Qtr	4th Qt
2	ZENXENA	1	0.0m	8.7m (0)	9.2m (0)	1:52.60	27.84s	27.76s
7	PANDAIA	2	2.0m	14.6m (1)	18.4m (2)	1:52.75	28.08s	27.26s
5	DIEING ART	3	2.2m	4.4m (0)	3.7m (0)	1:52.76	27.76s	28.30s
6	AMORE INFIDA	4	3.8m	0.0m (0)	0.0m (0)	1:52.88	27.80s	28.68s
1	LENNYS ANGEL	5	6.7m	13.0m (0)	14.9m (0)	1:53.10	27.94s	27.86s
4	WINONA WRITER	6	10.4m	10.3m (1)	14.7m (2)	1:53.38	28.12s	28.15s
10	JUST AS WELL	7	11.7m	18.0m (0)	18.9m (0)	1:53.47	27.88s	27.95s
9	DRAGON TATTOO	8	20.8m	18.9m (1)	22.0m (1)	1:54.15	28.03s	28.42s
8	SWEET COCO	9	21.0m	6.2m (1)	10.7m (2)	1:54.17	28.12s	29.22s
3	MY MOONLITE DREAM	10	35.0m	1.6m (1)	6.5m (1)	1:55.21	28.15s	30.56s

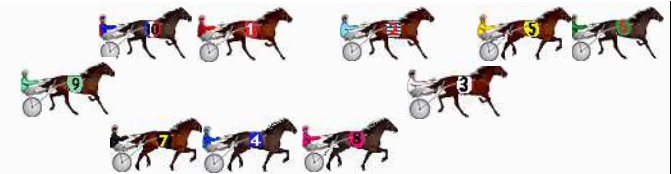
Finish Position and metres gained

First Arrow shows distance gain/loss from 2nd Qtr to 3rd Qtr, Second Arrow shows distance gain/loss from 3rd Qtr to Finish
Blue arrow indicates best gain in these quarters.



800

Visual positions in race at 2nd Quarter



400

Visual positions in race at 3rd Quarter



Menangle Race 5 Distance 2300m

Saturday, 11 May 2024


Gross Time: 2:53.00 MileRate: 2:00.50 LeadTime: 53.20s First Qtr: 29.50s Second Qtr: 31.70s Third Qtr: 30.00s Fourth Qtr: 28.60s



DATA TABLE: 800 / 400 Posi's are position from leader and (how wide the horse was at that position)

No	Horse	Plc	Mar	800 Posi	400 Posi	Time	3rd Qtr	4th Qt
11	REVELSTOKE	1	0.0m	17.3m (1)	9.2m (2)	2:53.00	29.38s	27.93s
1	LEAF STRIDE	2	0.8m	8.3m (0)	9.3m (1)	2:53.06	30.05s	27.99s
13	FUNKY MONKEY	3	3.6m	13.3m (1)	4.3m (1)	2:53.27	29.33s	28.56s
10	MAJESTIC LAVROS	4	6.9m	17.2m (0)	18.2m (2)	2:53.52	30.05s	27.79s
12	MAJESTIC TRIO	5	8.4m	9.0m (1)	0.2m (1)	2:53.63	29.35s	29.22s
8	SUNNY GEE	6	9.6m	4.0m (0)	4.4m (0)	2:53.72	30.02s	29.00s
3	TORO STRIDE	7	11.4m	21.6m (1)	14.3m (3)	2:53.86	29.43s	28.41s
5	SHEZA PLEASURE	8	24.4m	0.0m (0)	0.0m (0)	2:54.83	30.00s	30.43s
6	CHIEF RUNNINGCLOUD	9	24.5m	12.9m (0)	14.1m (2)	2:54.84	30.07s	29.41s
7	THEBESTBOURBON	10	42.4m	22.5m (0)	21.6m (1)	2:56.18	29.89s	30.21s
2	HAVE NO FEAR	11	49.3m	26.7m (1)	19.3m (3)	2:56.70	29.41s	30.90s
9	UTOPIA	12	103.4m	60.3m (0)	67.8m (0)	3:00.77	30.44s	31.43s
4	RAVE ON HALL	13	208.8m	122.0m (0)	137.8m (0)	3:08.68	30.94s	34.24s

Finish Position and metres gained

First Arrow shows distance gain/loss from 2nd Qtr to 3rd Qtr, Second Arrow shows distance gain/loss from 3rd Qtr to Finish
Blue arrow indicates best gain in these quarters.





Menangle Race 6 Distance 2300m

Saturday, 11 May 2024

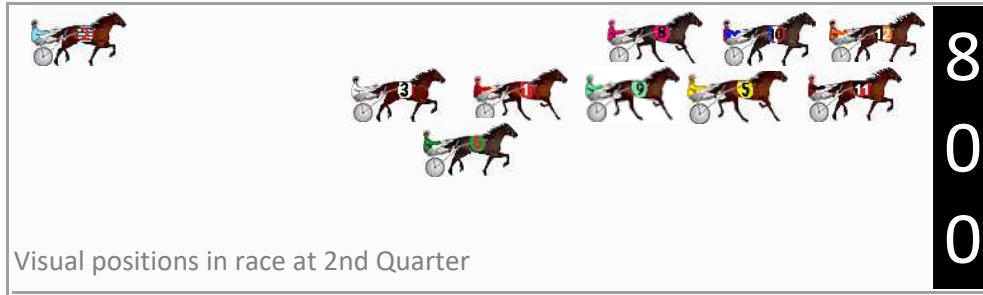
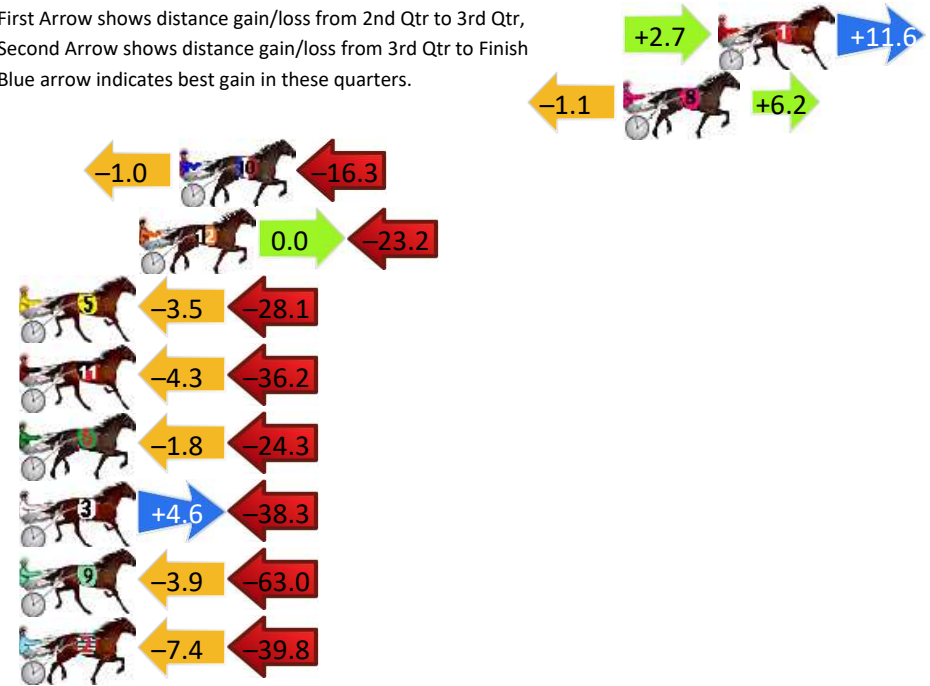
Gross Time: 2:53.00 MileRate: 2:01.00 LeadTime: 51.40s First Qtr: 30.60s Second Qtr: 32.80s Third Qtr: 30.00s Fourth Qtr: 28.20s

DATA TABLE: 800 / 400 Posi's are position from leader and (how wide the horse was at that position)

No	Horse	Plc	Mar	800 Posi	400 Posi	Time	3rd Qtr	4th Qt
1	KEAYANG ZAHARA	1	0.0m	14.3m (1)	11.6m (3)	2:53.00	29.77s	27.36s
8	PINNIE	2	3.8m	8.9m (0)	10.0m (0)	2:53.28	30.06s	27.76s
10	AGENT BLACK	3	21.6m	4.3m (0)	5.3m (0)	2:54.60	30.06s	29.42s
12	MAXIMUS MERIDIUS	4	23.2m	0.0m (0)	0.0m (0)	2:54.72	30.00s	29.92s
5	AJAY VOLSTEAD	5	37.3m	5.7m (1)	9.2m (2)	2:55.76	30.24s	30.30s
11	HEAD EM UP	6	41.4m	0.9m (1)	5.2m (1)	2:56.07	30.31s	30.89s
6	MEGA SPUR	7	42.4m	16.3m (2)	18.1m (2)	2:56.14	30.09s	30.03s
3	VALTINO	8	52.9m	19.2m (1)	14.6m (1)	2:56.92	29.63s	31.07s
9	THUNDA STRUCK	9	76.7m	9.8m (1)	13.7m (2)	2:58.68	30.26s	32.90s
2	VAL THORENS	10	116.9m	69.7m (0)	77.1m (0)	3:01.66	30.38s	31.28s

Finish Position and metres gained

First Arrow shows distance gain/loss from 2nd Qtr to 3rd Qtr, Second Arrow shows distance gain/loss from 3rd Qtr to Finish Blue arrow indicates best gain in these quarters.



Menangle Race 7 Distance 2300m

Saturday, 11 May 2024


Gross Time: 2:48.80 MileRate: 1:58.10 LeadTime: 53.00s First Qtr: 31.20s Second Qtr: 29.30s Third Qtr: 28.00s Fourth Qtr: 27.30s

DATA TABLE: 800 / 400 Posi's are position from leader and (how wide the horse was at that position)

No	Horse	Plc	Mar	800 Posi	400 Posi	Time	3rd Qtr	4th Qt
8	WHEREYABINBOPPIN	1	0.0m	16.5m (1)	18.5m (2)	2:48.80	28.12s	26.03s
5	CANTFINDABETTOR MAN	2	0.5m	8.7m (1)	8.4m (1)	2:48.84	27.97s	26.76s
1	TAIPO	3	8.5m	0.0m (0)	0.0m (0)	2:49.41	28.00s	27.91s
7	PORT AU PRINCE	4	9.7m	13.1m (1)	14.2m (1)	2:49.50	28.07s	27.02s
6	LINE UP	5	10.4m	4.4m (1)	4.3m (1)	2:49.55	27.99s	27.75s
4	ARDENS ACE	6	13.4m	4.0m (0)	5.2m (0)	2:49.76	28.08s	27.90s
2	MALCOLMS RHYTHM	7	13.7m	8.3m (0)	11.6m (0)	2:49.78	28.22s	27.48s
9	TOTAL DIVA	8	17.8m	17.0m (0)	20.7m (0)	2:50.08	28.24s	27.16s
3	L L COOL J	9	18.8m	12.7m (0)	16.3m (0)	2:50.15	28.24s	27.53s

Finish Position and metres gained

First Arrow shows distance gain/loss from 2nd Qtr to 3rd Qtr, Second Arrow shows distance gain/loss from 3rd Qtr to Finish
Blue arrow indicates best gain in these quarters.



800

Visual positions in race at 2nd Quarter



400

Visual positions in race at 3rd Quarter



Menangle Race 8 Distance 1609m

Saturday, 11 May 2024


Gross Time: 1:53.10 MileRate: 1:53.10 LeadTime: 0.00s First Qtr: 27.00s Second Qtr: 29.70s Third Qtr: 28.50s Fourth Qtr: 27.90s

DATA TABLE: 800 / 400 Posi's are position from leader and (how wide the horse was at that position)

No	Horse	Plc	Mar	800 Posi	400 Posi	Time	3rd Qtr	4th Qt
5	WAVETHEBILL	1	0.0m	0.0m (0)	0.0m (0)	1:53.10	28.50s	27.90s
7	SHEFFIELD SPARKY	2	2.0m	15.6m (1)	5.3m (1)	1:53.25	27.77s	27.67s
3	LITTLE BLISS	3	2.9m	12.4m (0)	13.1m (0)	1:53.31	28.54s	27.19s
9	DARK TERROR	4	3.2m	24.1m (1)	15.8m (2)	1:53.33	27.90s	27.03s
1	SAILOR GIRL	5	3.6m	8.2m (0)	7.7m (0)	1:53.36	28.46s	27.62s
6	LOCHIEL	6	6.9m	20.3m (0)	20.6m (0)	1:53.61	28.50s	26.97s
8	OUR UNCLE JIM	7	8.0m	24.9m (0)	19.8m (2)	1:53.69	28.13s	27.10s
2	VINCENT VAN GONE	8	10.2m	4.0m (0)	4.0m (0)	1:53.85	28.50s	28.37s
4	ROBBIE ROCKET	9	10.3m	16.4m (0)	16.6m (0)	1:53.86	28.50s	27.50s
10	RED REACTOR	10	10.8m	19.6m (1)	11.3m (1)	1:53.89	27.91s	27.90s

Finish Position and metres gained

First Arrow shows distance gain/loss from 2nd Qtr to 3rd Qtr, Second Arrow shows distance gain/loss from 3rd Qtr to Finish Blue arrow indicates best gain in these quarters.



8
0
0

Visual positions in race at 2nd Quarter



4
0
0

Visual positions in race at 3rd Quarter

