

Bankstown Race 1 Distance 2140m

Monday, 13 May 2024

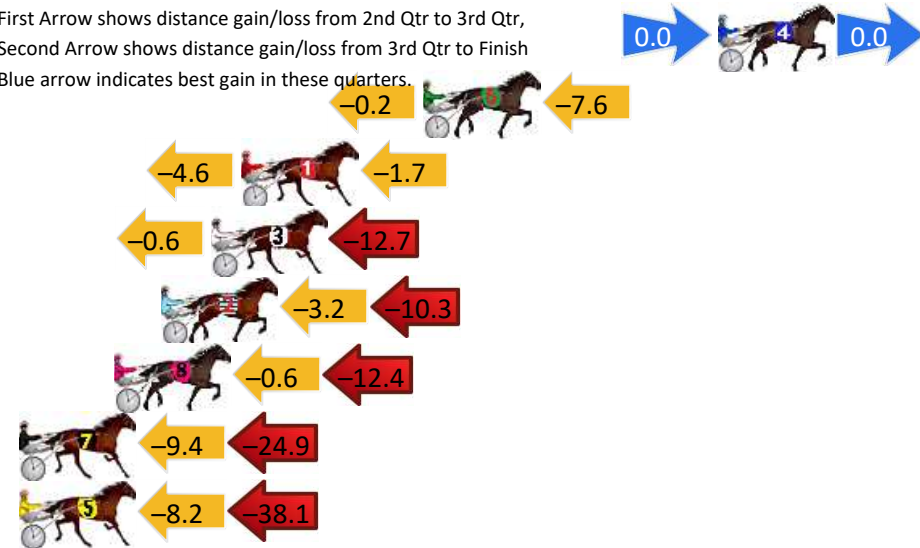
Gross Time: 2:48.50 MileRate: 2:06.70 LeadTime: 41.70s First Qtr: 33.30s Second Qtr: 32.70s Third Qtr: 30.60s Fourth Qtr: 30.20s

DATA TABLE: 800 / 400 Posi's are position from leader and (how wide the horse was at that position)

No	Horse	Plc	Mar	800 Posi	400 Posi	Time	3rd Qtr	4th Qt
4	SALLY EM	1	0.0m	0.0m (0)	0.0m (0)	2:48.50	30.60s	30.20s
6	TARENATAISE	2	11.8m	4.0m (0)	4.2m (0)	2:49.43	30.62s	30.77s
1	YOUNG SON	3	19.1m	12.8m (0)	17.4m (0)	2:50.01	30.95s	30.33s
3	CRITICAL ADVANTAGE	4	20.3m	7.0m (1)	7.6m (1)	2:50.11	30.65s	31.15s
2	SISTER KATIE	5	22.3m	8.8m (0)	12.0m (0)	2:50.26	30.85s	30.97s
8	DAIMYO	6	24.2m	11.2m (1)	11.8m (1)	2:50.41	30.65s	31.13s
7	KYLIES LIFE	7	51.1m	16.8m (0)	26.2m (1)	2:52.54	31.32s	32.07s
5	LOVE WHO	8	61.7m	15.4m (1)	23.6m (0)	2:53.38	31.24s	33.06s

Finish Position and metres gained

First Arrow shows distance gain/loss from 2nd Qtr to 3rd Qtr, Second Arrow shows distance gain/loss from 3rd Qtr to Finish
Blue arrow indicates best gain in these quarters.



800

Visual positions in race at 2nd Quarter



400

Visual positions in race at 3rd Quarter



Bankstown Race 2 Distance 2140m

Monday, 13 May 2024



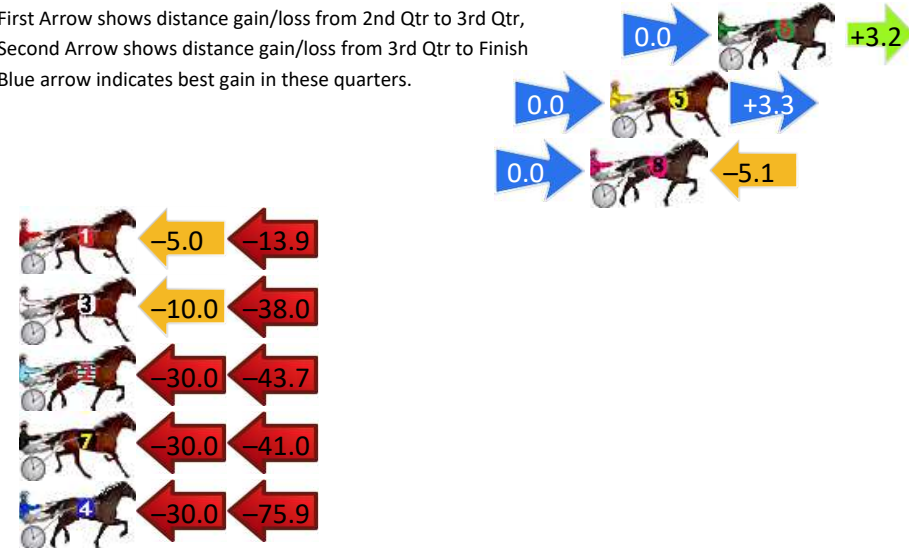
Gross Time: 2:46.30 MileRate: 2:05.00 LeadTime: 40.55s First Qtr: 31.55s Second Qtr: 32.00s Third Qtr: 29.95s Fourth Qtr: 32.15s

DATA TABLE: 800 / 400 Posi's are position from leader and (how wide the horse was at that position)

No	Horse	Plc	Mar	800 Posi	400 Posi	Time	3rd Qtr	4th Qt
6	ELECTROJET	1	0.0m	3.2m (1)	3.2m (1)	2:46.30	29.96s	31.89s
5	KYVALLEY FINN	2	4.3m	7.6m (1)	7.6m (0)	2:46.66	29.96s	31.89s
8	ALDEBARAN JENSEN	3	5.1m	0.0m (0)	0.0m (0)	2:46.73	29.94s	32.56s
1	ONAWINGANDAPRA YER	4	29.9m	11.0m (0)	16.0m (1)	2:48.81	30.30s	33.26s
3	DANCINGALLALONE	5	54.0m	6.0m (0)	16.0m (0)	2:50.83	30.62s	35.19s
2	DOLLYS LAW	6	108.7m	35.0m (0)	65.0m (0)	2:55.42	32.15s	35.64s
7	RAKERO WARRIOR	7	116.0m	45.0m (0)	75.0m (0)	2:56.04	32.15s	35.43s
4	SHEETWEB WEAVER	8	165.9m	60.0m (0)	90.0m (0)	3:00.22	32.06s	38.22s

Finish Position and metres gained

First Arrow shows distance gain/loss from 2nd Qtr to 3rd Qtr, Second Arrow shows distance gain/loss from 3rd Qtr to Finish
Blue arrow indicates best gain in these quarters.



Bankstown Race 3 Distance 1740m

Monday, 13 May 2024

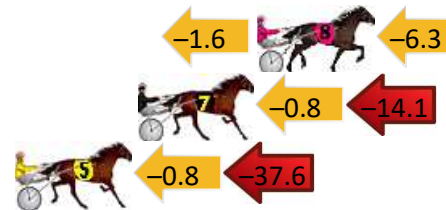
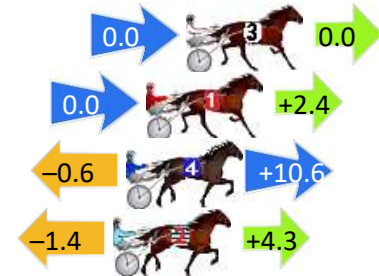
Gross Time: 2:12.50 MileRate: 2:02.50 LeadTime: 9.00s First Qtr: 30.50s Second Qtr: 32.60s Third Qtr: 30.50s Fourth Qtr: 29.90s

DATA TABLE: 800 / 400 Posi's are position from leader and (how wide the horse was at that position)

No	Horse	Plc	Mar	800 Posi	400 Posi	Time	3rd Qtr	4th Qt
3	AQUILA CASTELLO	1	0.0m	0.0m (0)	0.0m (0)	2:12.50	30.50s	29.90s
1	DON KEE	2	1.6m	4.0m (0)	4.0m (0)	2:12.63	30.50s	29.72s
4	MY FRIEND MOLLY	3	2.4m	12.4m (0)	13.0m (0)	2:12.69	30.54s	29.11s
2	MY TWO EVES	4	2.9m	5.8m (1)	7.2m (1)	2:12.73	30.60s	29.58s
8	MANIC MIA	5	18.3m	10.4m (1)	12.0m (1)	2:13.93	30.62s	30.37s
7	TOP THE ACE	6	23.1m	8.2m (0)	9.0m (0)	2:14.31	30.57s	30.95s
5	BEYONSKI	7	40.2m	1.8m (1)	2.6m (1)	2:15.65	30.59s	32.69s

Finish Position and metres gained

First Arrow shows distance gain/loss from 2nd Qtr to 3rd Qtr, Second Arrow shows distance gain/loss from 3rd Qtr to Finish. Blue arrow indicates best gain in these quarters.



800

Visual positions in race at 2nd Quarter



400

Visual positions in race at 3rd Quarter



Bankstown Race 4 Distance 1740m

Monday, 13 May 2024




Gross Time: 2:11.20 MileRate: 2:01.40 LeadTime: 9.10s First Qtr: 31.30s Second Qtr: 31.10s Third Qtr: 29.40s Fourth Qtr: 30.30s

DATA TABLE: 800 / 400 Posi's are position from leader and (how wide the horse was at that position)

No	Horse	Plc	Mar	800 Posi	400 Posi	Time	3rd Qtr	4th Qt
2	BELLRIVERGIRL	1	0.0m	4.0m (0)	4.4m (0)	2:11.20	29.43s	29.97s
7	OJENNY MAY	2	2.3m	7.8m (0)	7.6m (1)	2:11.38	29.39s	29.90s
1	CLASSIC GRANGE	3	7.4m	0.0m (0)	0.0m (0)	2:11.79	29.39s	30.86s
3	ULTIMATE DESTINY	4	9.8m	12.2m (0)	12.4m (0)	2:11.98	29.42s	30.10s
8	ROCKETON	5	14.2m	12.4m (1)	18.4m (2)	2:12.33	29.85s	29.98s
5	ROCKING LOU	6	14.8m	16.6m (0)	20.0m (0)	2:12.37	29.66s	29.91s
4	LOLLIPOP	7	47.1m	50.0m (0)	42.0m (0)	2:14.94	28.80s	30.68s
6	ROSE OF JULIANA	8	164.4m	7.6m (1)	18.8m (1)	2:24.24	30.07s	41.27s

Finish Position and metres gained

First Arrow shows distance gain/loss from 2nd Qtr to 3rd Qtr, Second Arrow shows distance gain/loss from 3rd Qtr to Finish
Blue arrow indicates best gain in these quarters.



Bankstown Race 5 Distance 1740m

Monday, 13 May 2024


Gross Time: 2:11.60 MileRate: 2:01.70 LeadTime: 10.10s First Qtr: 30.20s Second Qtr: 32.10s Third Qtr: 29.80s Fourth Qtr: 29.40s

DATA TABLE: 800 / 400 Posi's are position from leader and (how wide the horse was at that position)

No	Horse	Plc	Mar	800 Posi	400 Posi	Time	3rd Qtr	4th Qt
5	LANI KAI BEACH	1	0.0m	10.6m (1)	9.8m (1)	2:11.60	29.74s	28.68s
6	CLEMENTSORRELL	2	1.5m	2.4m (1)	0.0m (1)	2:11.72	29.62s	29.51s
1	NOTMUCHUPTOP	3	11.2m	4.0m (0)	4.4m (0)	2:12.46	29.83s	29.90s
2	ALL STAR MAGICIAN	4	13.7m	7.6m (0)	8.2m (0)	2:12.66	29.85s	29.80s
4	WHY NOT SURF	5	16.9m	0.0m (0)	0.2m (0)	2:12.90	29.82s	30.62s
3	THE RINGMASTER	6	23.4m	11.4m (0)	13.4m (0)	2:13.40	29.95s	30.13s
8	JIMMY STEEL	7	35.2m	6.6m (1)	6.0m (1)	2:14.31	29.77s	31.53s
7	SUNSHINE KARAMEA	8	57.5m	14.6m (1)	17.4m (1)	2:16.03	30.03s	32.33s

Finish Position and metres gained

First Arrow shows distance gain/loss from 2nd Qtr to 3rd Qtr, Second Arrow shows distance gain/loss from 3rd Qtr to Finish
Blue arrow indicates best gain in these quarters.



800

Visual positions in race at 2nd Quarter



400

Visual positions in race at 3rd Quarter



Bankstown Race 6 Distance 1740m

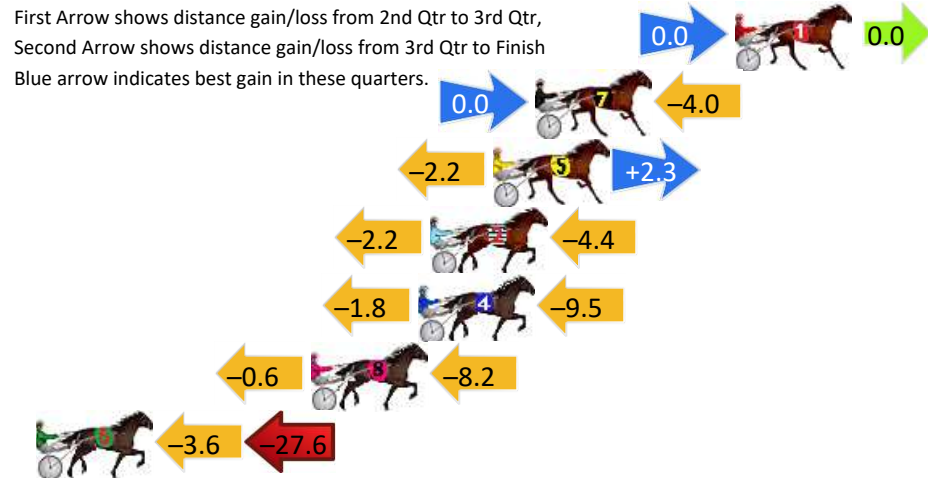
Monday, 13 May 2024

Gross Time: 2:11.10 MileRate: 2:01.20 LeadTime: 9.10s First Qtr: 31.20s Second Qtr: 31.80s Third Qtr: 29.20s Fourth Qtr: 29.80s

DATA TABLE: 800 / 400 Posi's are position from leader and (how wide the horse was at that position)

No	Horse	Plc	Mar	800 Posi	400 Posi	Time	3rd Qtr	4th Qt
1	SHARK DANCER	1	0.0m	0.0m (0)	0.0m (0)	2:11.10	29.20s	29.80s
7	CAPITALLEE	2	8.0m	4.0m (0)	4.0m (0)	2:11.72	29.20s	30.10s
5	THE TIGER ARMY	3	9.7m	9.8m (1)	12.0m (1)	2:11.86	29.36s	29.63s
2	IDEAL HEAVEN	4	12.2m	5.6m (1)	7.8m (1)	2:12.05	29.36s	30.13s
4	FIFTYSHADES CRESCO	5	12.7m	1.4m (1)	3.2m (1)	2:12.09	29.32s	30.50s
8	JUST ROCKNROLL	6	17.0m	8.2m (0)	8.8m (0)	2:12.43	29.24s	30.41s
6	INTHEBLINKOFANEYE	7	45.4m	14.2m (1)	17.8m (0)	2:14.64	29.44s	31.84s

Finish Position and metres gained



800

Visual positions in race at 2nd Quarter



400

Visual positions in race at 3rd Quarter

Bankstown Race 7 Distance 2140m

Monday, 13 May 2024


Gross Time: 2:39.90 MileRate: 2:00.20 LeadTime: 38.30s First Qtr: 31.60s Second Qtr: 30.40s Third Qtr: 29.40s Fourth Qtr: 30.20s

DATA TABLE: 800 / 400 Posi's are position from leader and (how wide the horse was at that position)

No	Horse	Plc	Mar	800 Posi	400 Posi	Time	3rd Qtr	4th Qt
2	GREY CADILLAC	1	0.0m	0.0m (1)	0.0m (0)	2:39.90	29.40s	30.20s
6	KATES VIRTUE	2	13.9m	16.2m (1)	10.4m (1)	2:41.00	28.97s	30.46s
3	MERRYWOOD TONY	3	14.5m	8.0m (1)	4.2m (0)	2:41.05	29.11s	30.97s
7	ROCKSIE ROCK	4	14.6m	9.0m (0)	10.6m (0)	2:41.05	29.51s	30.50s
5	HEAVENLY BELLE	5	15.1m	4.0m (1)	0.6m (1)	2:41.09	29.13s	31.29s
8	SO AM I	6	15.5m	12.2m (1)	6.2m (1)	2:41.13	28.95s	30.90s
1	LOCHART SHARD	7	39.4m	5.2m (0)	23.0m (0)	2:43.02	30.70s	31.43s
4	TEAM OF STARZZZ	8	130.9m	1.6m (0)	40.0m (0)	2:50.25	32.15s	37.02s


Finish Position and metres gained

First Arrow shows distance gain/loss from 2nd Qtr to 3rd Qtr, Second Arrow shows distance gain/loss from 3rd Qtr to Finish
Blue arrow indicates best gain in these quarters.



8
0
0

Visual positions in race at 2nd Quarter



4
0
0

Visual positions in race at 3rd Quarter



Bankstown Race 8 Distance 2140m

Monday, 13 May 2024

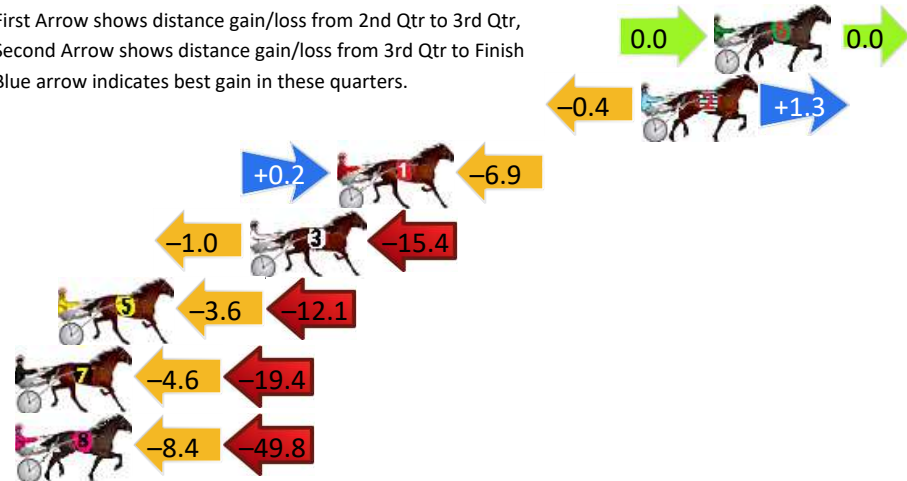
Gross Time: 2:41.90 MileRate: 2:01.70 LeadTime: 39.70s First Qtr: 31.50s Second Qtr: 30.50s Third Qtr: 29.70s Fourth Qtr: 30.50s

DATA TABLE: 800 / 400 Posi's are position from leader and (how wide the horse was at that position)

No	Horse	Plc	Mar	800 Posi	400 Posi	Time	3rd Qtr	4th Qt
6	MAJOR STATEMENT	1	0.0m	0.0m (0)	0.0m (0)	2:41.90	29.70s	30.50s
2	SMIRKS LIKA BOSS	2	2.9m	3.8m (0)	4.2m (0)	2:42.13	29.73s	30.40s
1	MERRYWOOD PAUL	3	15.1m	8.4m (0)	8.2m (1)	2:43.11	29.68s	31.02s
3	THE POOBAH	4	18.6m	2.2m (1)	3.2m (1)	2:43.38	29.76s	31.67s
5	CEE OH DEE	5	26.3m	10.6m (1)	14.2m (2)	2:44.00	29.96s	31.42s
7	VINETTE	6	37.0m	13.0m (0)	17.6m (0)	2:44.85	30.02s	31.97s
8	DIGYOURHEELSIN	7	64.8m	6.6m (1)	15.0m (1)	2:47.07	30.28s	34.28s


Finish Position and metres gained

First Arrow shows distance gain/loss from 2nd Qtr to 3rd Qtr, Second Arrow shows distance gain/loss from 3rd Qtr to Finish Blue arrow indicates best gain in these quarters.



800

Visual positions in race at 2nd Quarter



400

Visual positions in race at 3rd Quarter