

Menangle Race 1 Distance 1609m

Tuesday, 14 May 2024

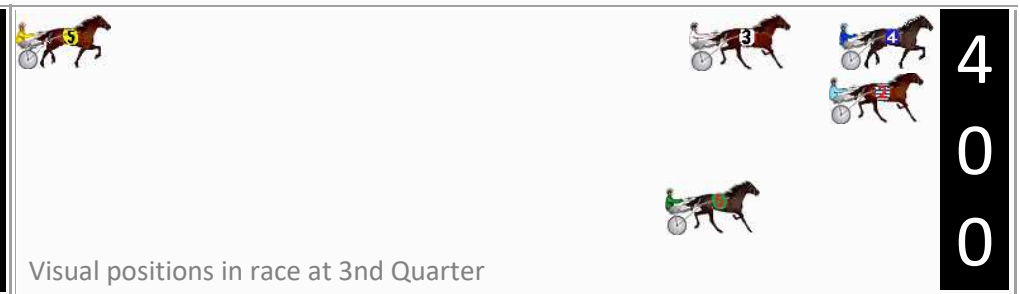
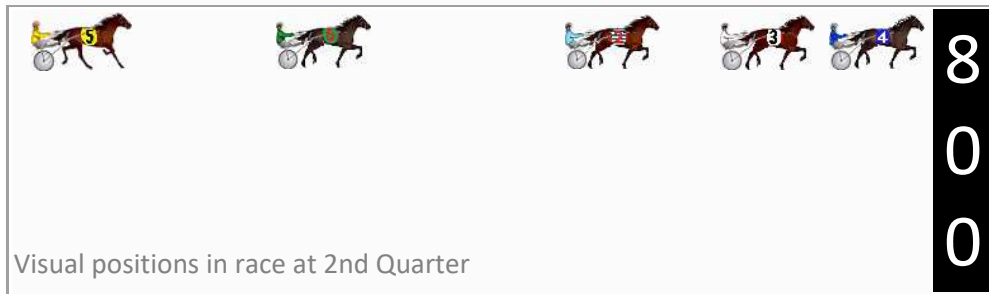
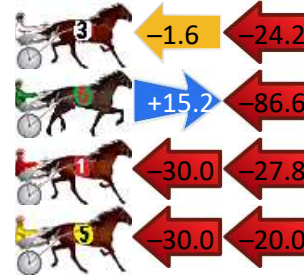
Gross Time: 2:02.90 MileRate: 2:02.90 LeadTime: 0.00s First Qtr: 29.60s Second Qtr: 31.90s Third Qtr: 31.20s Fourth Qtr: 30.20s

DATA TABLE: 800 / 400 Posi's are position from leader and (how wide the horse was at that position)

NoHorse	Plc	Mar	800 Posi	400 Posi	Time	3rd Qtr	4th Qt
2 SECOND TO NUN	1	0.0m	10.6m (0)	0.4m (1)	2:02.90	30.42s	30.17s
4 LUCIUS	2	1.3m	0.0m (0)	0.0m (0)	2:03.00	31.20s	30.30s
3 SIOUX WARRIOR	3	30.2m	4.4m (0)	6.0m (0)	2:05.29	31.35s	32.02s
6 MONTY MONTE	4	93.6m	22.2m (0)	7.0m (3)	2:10.30	30.15s	36.70s
1 KENNYS SON	5	167.8m	110.0m (0)	140.0m (0)	2:16.17	33.52s	32.29s
5 JACKIES GIFT	6	220.0m	170.0m (0)	200.0m (0)	2:20.30	33.51s	31.70s

Finish Position and metres gained

First Arrow shows distance gain/loss from 2nd Qtr to 3rd Qtr, Second Arrow shows distance gain/loss from 3rd Qtr to Finish Blue arrow indicates best gain in these quarters.



Menangle Race 2 Distance 1609m

Tuesday, 14 May 2024




Gross Time: 1:57.70 MileRate: 1:57.70 LeadTime: 0.00s First Qtr: 29.60s Second Qtr: 30.60s Third Qtr: 29.00s Fourth Qtr: 28.50s

DATA TABLE: 800 / 400 Posi's are position from leader and (how wide the horse was at that position)

No	Horse	Plc	Mar	800 Posi	400 Posi	Time	3rd Qtr	4th Qt
1	KARAKAJACK TOOTH	1	0.0m	8.2m (0)	8.0m (0)	1:57.70	28.98s	27.93s
5	PHOEBE MAJESTIC	2	4.1m	3.8m (0)	4.0m (0)	1:58.01	29.01s	28.51s
4	REMUS PHOENIX	3	5.5m	36.0m (0)	23.2m (2)	1:58.11	28.07s	27.25s
3	MALIBUU	4	12.7m	20.2m (1)	15.4m (2)	1:58.65	28.66s	28.31s
10	YUKOND ME	5	13.9m	0.0m (0)	0.0m (0)	1:58.74	29.01s	29.48s
9	DOWN UNDER EARL	6	15.1m	30.4m (0)	19.8m (1)	1:58.83	28.24s	28.17s
6	TRIUMPH STRIDE	7	15.5m	11.4m (1)	12.2m (1)	1:58.86	29.06s	28.73s
8	KENNYWOULD	8	17.1m	15.6m (1)	12.0m (0)	1:58.98	28.75s	28.86s
2	FAMILIAR TRICKS	9	34.5m	24.6m (0)	17.2m (0)	2:00.28	28.48s	29.73s

Finish Position and metres gained

First Arrow shows distance gain/loss from 2nd Qtr to 3rd Qtr, Second Arrow shows distance gain/loss from 3rd Qtr to Finish
Blue arrow indicates best gain in these quarters.



Menangle Race 3 Distance 1609m

Tuesday, 14 May 2024



Gross Time: 1:56.80 MileRate: 1:56.80 LeadTime: 0.00s First Qtr: 27.50s Second Qtr: 29.10s Third Qtr: 29.80s Fourth Qtr: 30.40s

DATA TABLE: 800 / 400 Posi's are position from leader and (how wide the horse was at that position)

NoHorse	Plc	Mar	800 Posi	400 Posi	Time	3rd Qtr	4th Qt
5 FLASH KYVALLEY	1	0.0m	0.0m (0)	0.0m (0)	1:56.80	29.80s	30.40s
6 PHARISEE	2	0.4m	22.2m (1)	9.0m (2)	1:56.83	28.82s	29.75s
1 TIGER TEE	3	1.3m	9.0m (0)	8.8m (1)	1:56.90	29.79s	29.83s
9 AFFAIRE DE COVER	4	1.4m	27.6m (1)	19.0m (0)	1:56.91	29.17s	29.07s
10 SPEEDY LOVER	5	7.2m	36.6m (0)	25.8m (2)	1:57.37	29.01s	28.99s
4 MELPARK MAGIC	6	16.6m	4.2m (0)	6.0m (0)	1:58.12	29.93s	31.20s
7 ALDEBARAN ACRUX	7	40.4m	46.0m (0)	38.0m (0)	2:00.01	29.20s	30.58s
3 TEDESCO	8	61.9m	4.2m (1)	22.2m (1)	2:01.73	31.12s	33.40s
2 INSTANT DELIGHT	9	242.1m	19.2m (0)	12.8m (2)	2:16.07	29.15s	47.73s

Finish Position and metres gained

First Arrow shows distance gain/loss from 2nd Qtr to 3rd Qtr, Second Arrow shows distance gain/loss from 3rd Qtr to Finish
Blue arrow indicates best gain in these quarters.



Menangle Race 4 Distance 1609m


Tuesday, 14 May 2024

Gross Time: 1:53.50 MileRate: 1:53.50 LeadTime: 0.00s First Qtr: 26.60s Second Qtr: 30.30s Third Qtr: 28.80s Fourth Qtr: 27.80s

DATA TABLE: 800 / 400 Posi's are position from leader and (how wide the horse was at that position)

No	Horse	Plc	Mar	800 Posi	400 Posi	Time	3rd Qtr	4th Qt
4	HARMONY	1	0.0m	4.4m (0)	0.4m (1)	1:53.50	28.52s	27.77s
1	REASON BEING	2	5.6m	12.2m (0)	8.6m (0)	1:53.91	28.54s	27.59s
6	BADLANDER	3	10.0m	19.0m (1)	6.6m (2)	1:54.23	27.93s	28.03s
2	PEACE OF HEAVEN	4	10.5m	8.4m (0)	4.4m (0)	1:54.27	28.53s	28.22s
5	WATCH ME REACT	5	13.2m	14.8m (1)	1.6m (2)	1:54.47	27.89s	28.60s
3	MISS COLLANN	6	17.7m	17.6m (0)	11.4m (1)	1:54.79	28.37s	28.24s
7	WHITE STAR MOLLY	7	18.6m	22.0m (0)	13.8m (0)	1:54.86	28.23s	28.13s
8	SNAKESKIN	8	20.1m	0.0m (0)	0.0m (0)	1:54.97	28.82s	29.19s
10	KNOCKAWARWON	9	20.7m	25.8m (0)	13.8m (3)	1:55.01	27.96s	28.28s
9	SWEET ROCKY	10	26.9m	24.2m (1)	10.6m (2)	1:55.47	27.86s	28.93s

Finish Position and metres gained



800

Visual positions in race at 2nd Quarter



400

Visual positions in race at 3rd Quarter



Menangle Race 5 Distance 1609m

Tuesday, 14 May 2024

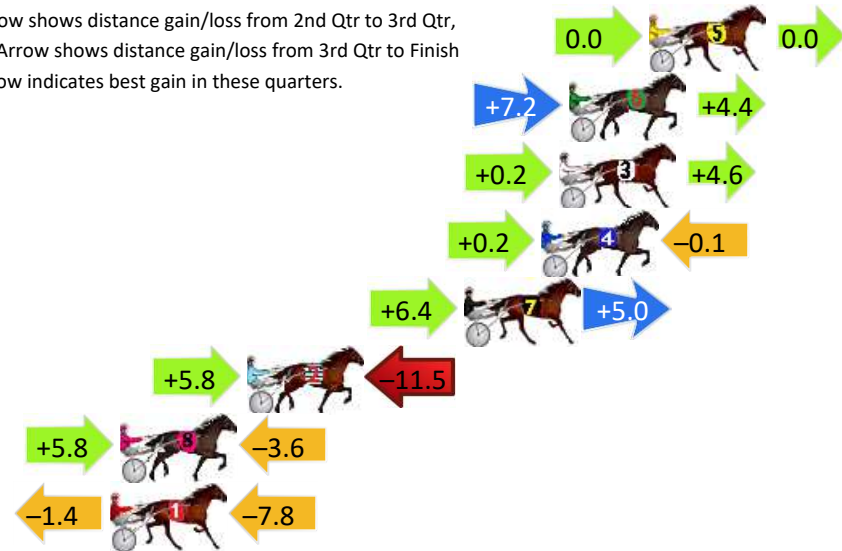
Gross Time: 1:52.20 MileRate: 1:52.20 LeadTime: 0.00s First Qtr: 26.50s Second Qtr: 30.30s Third Qtr: 28.20s Fourth Qtr: 27.20s

DATA TABLE: 800 / 400 Posi's are position from leader and (how wide the horse was at that position)

No	Horse	Plc	Mar	800 Posi	400 Posi	Time	3rd Qtr	4th Qt
5	RAKADAN	1	0.0m	0.0m (0)	0.0m (0)	1:52.20	28.20s	27.20s
6	SAGINAW	2	3.2m	14.8m (1)	7.6m (2)	1:52.43	27.70s	26.90s
3	COURT ON THE EDGE	3	3.6m	8.4m (0)	8.2m (0)	1:52.46	28.18s	26.89s
4	RYANS GANGSTER	4	4.3m	4.4m (0)	4.2m (0)	1:52.51	28.19s	27.21s
7	CHEVRON ART	5	7.4m	18.8m (1)	12.4m (2)	1:52.73	27.75s	26.86s
2	RAGING SEA	6	16.1m	10.4m (1)	4.6m (1)	1:53.35	27.81s	27.98s
8	BLACK ONYX	7	21.2m	23.4m (1)	17.6m (1)	1:53.72	27.81s	27.44s
1	KISSMELVIS	8	21.6m	12.4m (0)	13.8m (0)	1:53.75	28.31s	27.73s

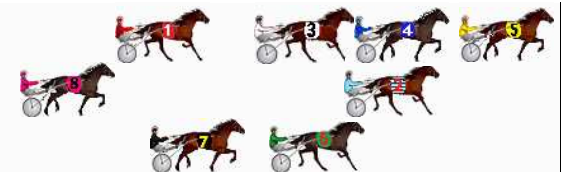
Finish Position and metres gained

First Arrow shows distance gain/loss from 2nd Qtr to 3rd Qtr, Second Arrow shows distance gain/loss from 3rd Qtr to Finish
Blue arrow indicates best gain in these quarters.



8
0
0

Visual positions in race at 2nd Quarter



4
0
0

Visual positions in race at 3rd Quarter



Menangle Race 6 Distance 1609m

Tuesday, 14 May 2024




Gross Time: 1:55.00 MileRate: 1:55.00 LeadTime: 0.00s First Qtr: 27.40s Second Qtr: 29.70s Third Qtr: 29.20s Fourth Qtr: 28.70s

DATA TABLE: 800 / 400 Posi's are position from leader and (how wide the horse was at that position)

No	Horse	Plc	Mar	800 Posi	400 Posi	Time	3rd Qtr	4th Qt
7	HALLOWEEN	1	0.0m	16.4m (1)	15.6m (2)	1:55.00	29.13s	27.59s
6	AERODYNE GUY	2	1.3m	12.2m (1)	9.6m (2)	1:55.10	29.01s	28.11s
5	WILL I AM	3	4.4m	0.0m (0)	0.0m (0)	1:55.33	29.20s	29.01s
9	THE GOLDEN CROSS	4	4.7m	3.0m (1)	3.8m (1)	1:55.35	29.26s	28.76s
3	OPERATIVE ANNA	5	5.2m	8.0m (0)	8.2m (0)	1:55.39	29.21s	28.49s
10	RUM DELIGHT	6	5.3m	16.6m (0)	15.6m (1)	1:55.40	29.12s	27.97s
2	WHAT FOR	7	6.3m	4.0m (0)	4.0m (0)	1:55.47	29.20s	28.86s
1	LETTUCE GO MIKI	8	9.1m	12.4m (0)	12.4m (0)	1:55.69	29.20s	28.46s
8	GENTLE GIANT	9	11.1m	8.0m (1)	8.4m (1)	1:55.84	29.23s	28.89s

Finish Position and metres gained

First Arrow shows distance gain/loss from 2nd Qtr to 3rd Qtr, Second Arrow shows distance gain/loss from 3rd Qtr to Finish Blue arrow indicates best gain in these quarters.



Menangle Race 7 Distance 1609m

Tuesday, 14 May 2024

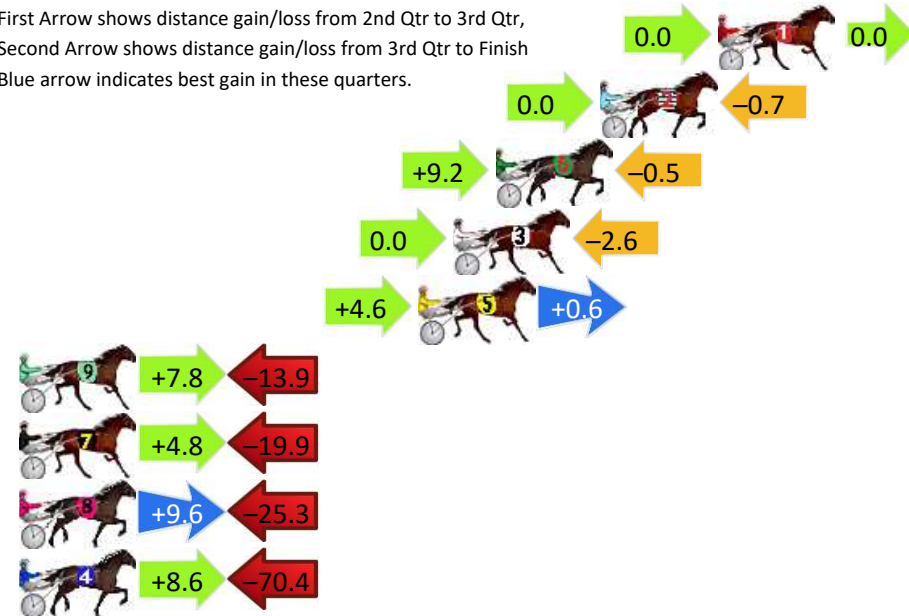
Gross Time: 1:53.90 MileRate: 1:53.90 LeadTime: 0.00s First Qtr: 28.20s Second Qtr: 30.70s Third Qtr: 28.50s Fourth Qtr: 26.50s

DATA TABLE: 800 / 400 Posi's are position from leader and (how wide the horse was at that position)

No	Horse	Plc	Mar	800 Posi	400 Posi	Time	3rd Qtr	4th Qt
1	LIBBY LOU	1	0.0m	0.0m (0)	0.0m (0)	1:53.90	28.50s	26.50s
2	OUR ULTIMATE LUKA	2	4.7m	4.0m (0)	4.0m (0)	1:54.23	28.50s	26.55s
6	BOULEVARD OF DREAMS	3	8.9m	17.6m (1)	8.4m (1)	1:54.52	27.87s	26.53s
3	BOLERO	4	10.6m	8.0m (0)	8.0m (0)	1:54.64	28.51s	26.67s
5	EYE CAN TRY	5	12.0m	17.2m (0)	12.6m (0)	1:54.74	28.18s	26.46s
9	STYLISH LAZARUS	6	33.3m	27.2m (1)	19.4m (1)	1:56.23	28.00s	27.42s
7	AELLA BY	7	36.9m	21.8m (0)	17.0m (0)	1:56.48	28.22s	27.81s
8	STARSHINE LADY	8	38.9m	23.2m (1)	13.6m (1)	1:56.62	27.91s	28.17s
4	IDEAL DESIRE	9	74.8m	13.0m (0)	4.4m (1)	1:59.13	28.09s	31.14s

Finish Position and metres gained

First Arrow shows distance gain/loss from 2nd Qtr to 3rd Qtr, Second Arrow shows distance gain/loss from 3rd Qtr to Finish
Blue arrow indicates best gain in these quarters.



800

Visual positions in race at 2nd Quarter



400

Visual positions in race at 3rd Quarter



Menangle Race 8 Distance 1609m

Tuesday, 14 May 2024

Gross Time: 1:52.90 MileRate: 1:52.90 LeadTime: 0.00s First Qtr: 27.90s Second Qtr: 30.60s Third Qtr: 28.40s Fourth Qtr: 26.00s

DATA TABLE: 800 / 400 Posi's are position from leader and (how wide the horse was at that position)

No	Horse	Plc	Mar	800 Posi	400 Posi	Time	3rd Qtr	4th Qt
1	SOHO SPECTRE	1	0.0m	0.0m (0)	0.0m (0)	1:52.90	28.40s	26.00s
2	HUMBLE	2	5.7m	4.2m (0)	4.0m (0)	1:53.29	28.39s	26.11s
6	LETTUCE NIPYA	3	6.0m	8.2m (1)	6.0m (1)	1:53.31	28.25s	26.00s
3	IDEAL TIMING	4	6.0m	8.4m (0)	8.2m (0)	1:53.31	28.38s	25.86s
9	RAVISHING SLOY	5	15.9m	16.4m (1)	14.6m (1)	1:53.99	28.28s	26.08s
4	BULLETIN	6	17.3m	12.4m (0)	13.8m (0)	1:54.09	28.51s	26.23s
8	DOUBLE FEAR	7	18.5m	20.4m (1)	18.6m (2)	1:54.17	28.28s	25.99s
7	MEMPHIS FURY	8	24.9m	4.6m (1)	1.8m (1)	1:54.61	28.28s	27.49s
5	WINGMAN LOU	9	25.5m	12.4m (1)	10.4m (1)	1:54.65	28.31s	26.98s

Finish Position and metres gained

First Arrow shows distance gain/loss from 2nd Qtr to 3rd Qtr, Second Arrow shows distance gain/loss from 3rd Qtr to Finish
Blue arrow indicates best gain in these quarters.



800

Visual positions in race at 2nd Quarter



400

Visual positions in race at 3rd Quarter



Menangle Race 9 Distance 1609m

Tuesday, 14 May 2024

Gross Time: 1:51.80 MileRate: 1:51.80 LeadTime: 0.00s First Qtr: 27.20s Second Qtr: 29.60s Third Qtr: 27.10s Fourth Qtr: 27.90s

DATA TABLE: 800 / 400 Posi's are position from leader and (how wide the horse was at that position)

No	Horse	Plc	Mar	800 Posi	400 Posi	Time	3rd Qtr	4th Qt
6	VINKE B	1	0.0m	5.2m (1)	3.4m (1)	1:51.80	26.98s	27.66s
9	MY CRACKLING ROSIE	2	1.4m	0.0m (1)	0.0m (0)	1:51.90	27.10s	28.00s
5	OUR IDEAL DREAM	3	10.8m	14.8m (1)	14.6m (1)	1:52.59	27.09s	27.64s
4	MINI MINE YET	4	14.5m	9.4m (1)	7.4m (1)	1:52.86	26.96s	28.39s
10	OURSOUTHERNSTAR	5	16.7m	13.8m (0)	23.2m (0)	1:53.03	27.75s	27.45s
1	CAPTAIN DORIAN	6	16.9m	8.6m (0)	17.6m (0)	1:53.04	27.72s	27.85s
8	MICHAEL CAINE	7	22.6m	19.2m (1)	20.4m (1)	1:53.46	27.18s	28.05s
3	HARRYS DEAL	8	29.2m	0.6m (0)	6.8m (0)	1:53.94	27.50s	29.45s
2	MY ULTIMATE FLYNN	9	30.8m	4.6m (0)	13.4m (0)	1:54.06	27.68s	29.11s
7	BUSHY BEACH	10	39.4m	25.2m (1)	25.6m (1)	1:54.69	27.11s	28.86s

Finish Position and metres gained

First Arrow shows distance gain/loss from 2nd Qtr to 3rd Qtr, Second Arrow shows distance gain/loss from 3rd Qtr to Finish
Blue arrow indicates best gain in these quarters.

