

Wagga Riverina Race 1 Distance 1740m

Tuesday, 14 May 2024




Gross Time: 2:07.90 MileRate: 1:58.30 LeadTime: 8.80s First Qtr: 30.60s Second Qtr: 30.20s Third Qtr: 29.00s Fourth Qtr: 29.30s

DATA TABLE: 800 / 400 Posi's are position from leader and (how wide the horse was at that position)

No	Horse	Plc	Mar	800 Posi	400 Posi	Time	3rd Qtr	4th Qt
1	SIGNOR JUJON	1	0.0m	4.4m (0)	5.1m (0)	2:07.90	29.05s	28.93s
8	ALL SO SASSY	2	1.4m	11.9m (2)	4.1m (2)	2:08.01	28.44s	29.11s
3	TIGER CHEDDAR	3	1.6m	0.0m (0)	1.1m (0)	2:08.02	29.08s	29.34s
5	THE BANKER	4	2.2m	7.4m (2)	0.0m (2)	2:08.07	28.46s	29.47s
6	BLUES TERROR	5	6.9m	2.1m (1)	2.8m (1)	2:08.43	29.05s	29.63s
9	JACKS LAST HOO RAA	6	8.2m	8.9m (0)	9.4m (0)	2:08.53	29.04s	29.25s
2	BIDGEE BABE	7	8.3m	12.0m (1)	8.6m (2)	2:08.54	28.75s	29.32s
10	MYBOYMYBOY	8	12.2m	17.6m (1)	12.7m (1)	2:08.84	28.65s	29.32s
4	OURMATE GEEJAY	9	17.1m	7.1m (1)	7.7m (1)	2:09.21	29.05s	30.05s

Finish Position and metres gained

First Arrow shows distance gain/loss from 2nd Qtr to 3rd Qtr, Second Arrow shows distance gain/loss from 3rd Qtr to Finish Blue arrow indicates best gain in these quarters.



Wagga Riverina Race 2 Distance 1740m

Tuesday, 14 May 2024


Gross Time: 2:06.60 MileRate: 1:57.10 LeadTime: 9.10s First Qtr: 28.40s Second Qtr: 31.50s Third Qtr: 29.60s Fourth Qtr: 28.00s

DATA TABLE: 800 / 400 Posi's are position from leader and (how wide the horse was at that position)

NoHorse	Plc	Mar	800 Posi	400 Posi	Time	3rd Qtr	4th Qt
2 FIFTYSHADESOFHAY	1	0.0m	0.0m (0)	0.0m (0)	2:06.60	29.60s	28.00s
9 BET SHEZA LADY	2	0.4m	4.8m (0)	4.2m (0)	2:06.63	29.55s	27.73s
8 SYLVIA KAY	3	3.5m	14.7m (1)	8.7m (3)	2:06.86	29.14s	27.64s
10 SPORTY BANYULA	4	7.1m	9.0m (0)	8.1m (0)	2:07.12	29.52s	27.94s
7 TAPANGA MISS	5	11.2m	13.1m (0)	8.4m (1)	2:07.42	29.24s	28.22s
5 SOCIAL STATUS	6	20.3m	9.9m (1)	4.2m (3)	2:08.09	29.17s	29.19s
6 BETTERTHANTHEBOYZ	7	23.3m	18.6m (1)	14.3m (2)	2:08.32	29.25s	28.70s
4 SWEET FRANCO	8	23.7m	5.6m (1)	4.5m (2)	2:08.34	29.51s	29.42s
3 DREAM TO DANCE	9	27.0m	1.3m (1)	0.8m (1)	2:08.59	29.56s	29.93s

Finish Position and metres gained

First Arrow shows distance gain/loss from 2nd Qtr to 3rd Qtr, Second Arrow shows distance gain/loss from 3rd Qtr to Finish
Blue arrow indicates best gain in these quarters.



800

Visual positions in race at 2nd Quarter



400

Visual positions in race at 3rd Quarter



Wagga Riverina Race 3 Distance 1740m

Tuesday, 14 May 2024


Gross Time: 2:05.80 MileRate: 1:56.30 LeadTime: 8.70s First Qtr: 28.20s Second Qtr: 29.50s Third Qtr: 29.10s Fourth Qtr: 30.30s

DATA TABLE: 800 / 400 Posi's are position from leader and (how wide the horse was at that position)

No	Horse	Plc	Mar	800 Posi	400 Posi	Time	3rd Qtr	4th Qt
4	CARMEN ON BLING	1	0.0m	4.5m (1)	6.2m (1)	2:05.80	29.23s	29.84s
7	CALL ME DRAGON	2	1.7m	13.3m (0)	12.5m (0)	2:05.93	29.06s	29.51s
6	THE LURKER	3	2.8m	18.6m (1)	17.1m (0)	2:06.02	29.01s	29.26s
3	GLAMOUR FOX	4	3.5m	13.9m (1)	13.8m (3)	2:06.08	29.11s	29.56s
5	MISSDEHEIR	5	4.2m	0.0m (0)	0.0m (0)	2:06.13	29.10s	30.63s
8	DIDNT I	6	4.4m	8.0m (2)	1.9m (1)	2:06.15	28.66s	30.51s
1	MYRUNA	7	4.5m	3.9m (0)	7.6m (0)	2:06.16	29.38s	30.10s
9	NO MORE PROMISES	8	9.8m	8.3m (0)	12.2m (1)	2:06.58	29.40s	30.18s
10	GOODTIME JAZZI	9	11.1m	17.7m (0)	22.5m (1)	2:06.68	29.48s	29.52s
2	SOKYS FALCON	10	14.8m	9.5m (1)	13.0m (2)	2:06.97	29.37s	30.51s

Finish Position and metres gained

First Arrow shows distance gain/loss from 2nd Qtr to 3rd Qtr, Second Arrow shows distance gain/loss from 3rd Qtr to Finish. Blue arrow indicates best gain in these quarters.



800

Visual positions in race at 2nd Quarter



400

Visual positions in race at 3rd Quarter



Wagga Riverina Race 4 Distance 1740m

Tuesday, 14 May 2024



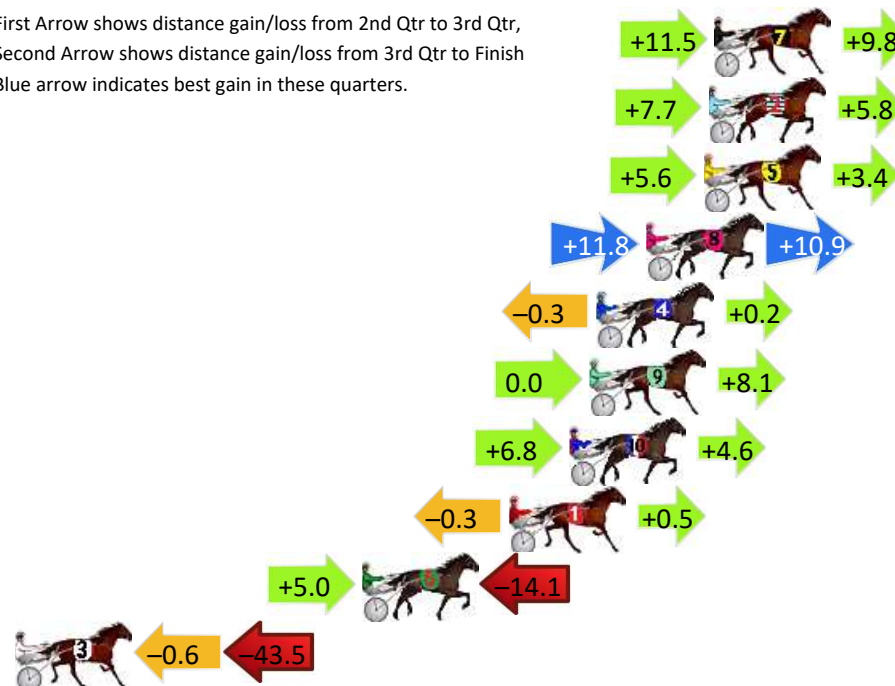
Gross Time: 2:04.60 MileRate: 1:55.30 LeadTime: 8.40s First Qtr: 27.10s Second Qtr: 30.00s Third Qtr: 29.60s Fourth Qtr: 29.50s

DATA TABLE: 800 / 400 Posi's are position from leader and (how wide the horse was at that position)

No	Horse	Plc	Mar	800 Posi	400 Posi	Time	3rd Qtr	4th Qt
7	VILLAGE AREA	1	0.0m	21.3m (1)	9.8m (2)	2:04.60	28.75s	28.78s
2	DAT LOVELY	2	0.2m	13.7m (1)	6.0m (3)	2:04.62	29.03s	29.08s
5	WILLS WAY	3	0.4m	9.4m (1)	3.8m (2)	2:04.63	29.19s	29.25s
8	MIKIS PLEASURE	4	2.7m	25.4m (1)	13.6m (2)	2:04.81	28.73s	28.71s
4	ULAANBAATAR	5	4.7m	4.6m (0)	4.9m (0)	2:04.96	29.62s	29.50s
9	CHEEZ	6	5.0m	13.1m (0)	13.1m (0)	2:04.99	29.60s	28.93s
10	DUN ME UP FRANCY	7	5.8m	17.2m (1)	10.4m (1)	2:05.05	29.09s	29.19s
1	HURRIKANE DUDE	8	8.2m	8.4m (0)	8.7m (0)	2:05.23	29.62s	29.49s
6	DRESSED IN GOLD	9	14.1m	5.0m (1)	0.0m (1)	2:05.69	29.23s	30.59s
3	KING COREY	10	44.1m	0.0m (0)	0.6m (0)	2:08.01	29.64s	32.87s

Finish Position and metres gained

First Arrow shows distance gain/loss from 2nd Qtr to 3rd Qtr, Second Arrow shows distance gain/loss from 3rd Qtr to Finish
Blue arrow indicates best gain in these quarters.



Wagga Riverina Race 5 Distance 1740m

Tuesday, 14 May 2024

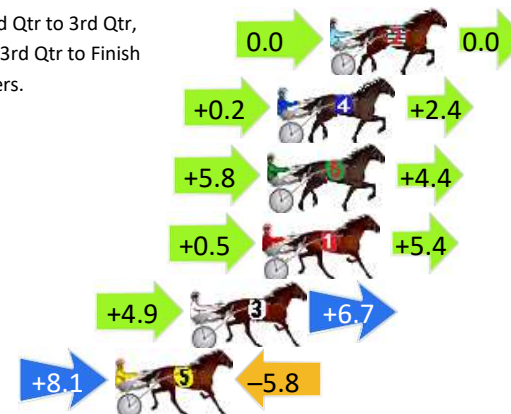
Gross Time: 2:05.20 MileRate: 1:55.80 LeadTime: 8.60s First Qtr: 28.50s Second Qtr: 30.60s Third Qtr: 29.10s Fourth Qtr: 28.40s

DATA TABLE: 800 / 400 Posi's are position from leader and (how wide the horse was at that position)

NoHorse	Plc	Mar	800 Posi	400 Posi	Time	3rd Qtr	4th Qt
2 ESCALERA	1	0.0m	0.0m (0)	0.0m (0)	2:05.20	29.10s	28.40s
4 ROCK THE NATION	2	2.1m	4.7m (0)	4.5m (0)	2:05.36	29.08s	28.24s
6 MISS EXCLUSIVE	3	2.5m	12.7m (0)	6.9m (1)	2:05.39	28.67s	28.10s
1 JEKAMIAS	4	2.7m	8.6m (0)	8.1m (0)	2:05.40	29.06s	28.02s
3 GOODTIME JUNIOR	5	5.6m	17.2m (0)	12.3m (1)	2:05.62	28.74s	27.94s
5 GIRLS ARE BEST	6	8.6m	10.9m (1)	2.8m (1)	2:05.84	28.51s	28.84s

Finish Position and metres gained

First Arrow shows distance gain/loss from 2nd Qtr to 3rd Qtr, Second Arrow shows distance gain/loss from 3rd Qtr to Finish
Blue arrow indicates best gain in these quarters.



8
0
0

Visual positions in race at 2nd Quarter



4
0
0

Visual positions in race at 3rd Quarter



Wagga Riverina Race 6 Distance 2270m

Tuesday, 14 May 2024



Gross Time: 2:48.20 MileRate: 1:59.20 LeadTime: 48.30s First Qtr: 32.30s Second Qtr: 30.30s Third Qtr: 27.70s Fourth Qtr: 29.60s

DATA TABLE: 800 / 400 Posi's are position from leader and (how wide the horse was at that position)

NoHorse	Plc	Mar	800 Posi	400 Posi	Time	3rd Qtr	4th Qt
10 ROLL THE ACES	1	0.0m	13.4m (0)	15.7m (0)	2:48.20	27.90s	28.48s
1 ROBUST EASTON	2	1.7m	0.0m (0)	0.0m (0)	2:48.33	27.70s	29.73s
5 CARBINEER	3	2.2m	3.9m (1)	6.5m (1)	2:48.37	27.89s	29.31s
3 TAKE A HIKE	4	2.3m	8.8m (1)	11.2m (1)	2:48.38	27.89s	28.98s
9 OUR STRATEGIC MISS	5	3.8m	9.3m (0)	11.8m (0)	2:48.49	27.90s	29.05s
7 DEE TERROR	6	7.2m	17.6m (1)	21.4m (2)	2:48.76	28.01s	28.64s
8 ARTS CLASSIC	7	11.0m	17.7m (0)	20.2m (0)	2:49.05	27.92s	29.01s
2 IM JIMMY JONES	8	11.6m	4.9m (0)	7.9m (0)	2:49.10	27.92s	29.94s
6 UNCHAINMYART	9	18.9m	13.2m (1)	17.7m (1)	2:49.67	28.05s	29.81s

Finish Position and metres gained

First Arrow shows distance gain/loss from 2nd Qtr to 3rd Qtr, Second Arrow shows distance gain/loss from 3rd Qtr to Finish Blue arrow indicates best gain in these quarters.



800

Visual positions in race at 2nd Quarter



400

Visual positions in race at 3rd Quarter



Wagga Riverina Race 7 Distance 1740m

Tuesday, 14 May 2024


Gross Time: 2:07.60 MileRate: 1:58.10 LeadTime: 9.00s First Qtr: 29.10s Second Qtr: 30.10s Third Qtr: 29.50s Fourth Qtr: 29.90s

DATA TABLE: 800 / 400 Posi's are position from leader and (how wide the horse was at that position)

No	Horse	Plc	Mar	800 Posi	400 Posi	Time	3rd Qtr	4th Qt
9	MOREARTSTHANCLASS	1	0.0m	4.4m (0)	4.3m (0)	2:07.60	29.50s	29.58s
7	MOST CERTAIN MICKY	2	0.4m	9.0m (0)	8.1m (0)	2:07.63	29.44s	29.33s
6	HILLY	3	2.0m	21.7m (1)	14.1m (1)	2:07.76	28.95s	29.02s
1	MILLYS PRINCE	4	3.3m	0.0m (0)	0.6m (0)	2:07.86	29.54s	30.12s
5	THATS THE ATTITUDE	5	6.1m	2.8m (1)	0.0m (1)	2:08.08	29.29s	30.38s
3	COMPLICATED	6	8.4m	17.0m (1)	9.5m (2)	2:08.26	28.95s	29.86s
4	MIAMI SURF	7	9.3m	7.2m (1)	4.3m (1)	2:08.33	29.29s	30.31s
8	ARTIMOS	8	9.7m	14.5m (0)	12.5m (0)	2:08.36	29.36s	29.74s
2	BRETTS HOPE	9	21.1m	12.1m (1)	9.5m (1)	2:09.25	29.31s	30.85s

Finish Position and metres gained

First Arrow shows distance gain/loss from 2nd Qtr to 3rd Qtr, Second Arrow shows distance gain/loss from 3rd Qtr to Finish
Blue arrow indicates best gain in these quarters.



800

Visual positions in race at 2nd Quarter



400

Visual positions in race at 3rd Quarter



Powered by

PJ Harness Analyser

Sectional Analysis Software

Not just form | Free Trial

www.facebook.com/PJHarnessRacing



RISE Digital, Harness Racing Australia nor the provider accepts any responsibility for the completeness or accuracy of any of the information contained herein, and makes no representations about its suitability for any particular purpose. Users should make their own judgements about those matters and/or seek independent advice. You assume all risks associated with use of data provided on this page

Wagga Riverina Race 8 Distance 1740m

Tuesday, 14 May 2024



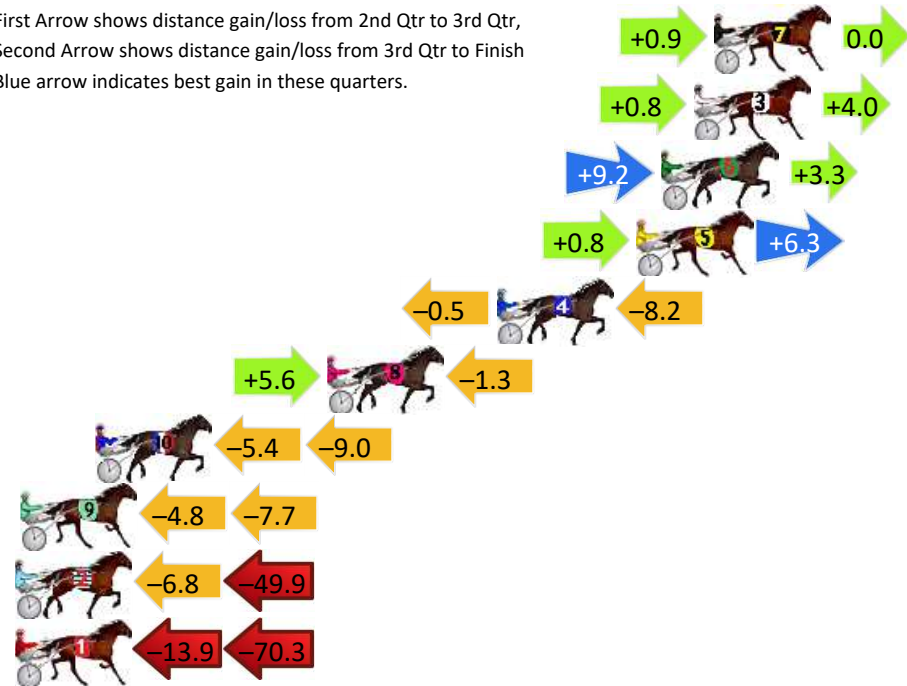
Gross Time: 2:08.10 MileRate: 1:58.50 LeadTime: 9.00s First Qtr: 27.60s Second Qtr: 31.40s Third Qtr: 29.40s Fourth Qtr: 30.70s

DATA TABLE: 800 / 400 Posi's are position from leader and (how wide the horse was at that position)

No	Horse	Plc	Mar	800 Posi	400 Posi	Time	3rd Qtr	4th Qt
7	CAN DO MAGIC	1	0.0m	0.9m (1)	0.0m (1)	2:08.10	29.33s	30.70s
3	KRISTYSGIRL	2	0.8m	5.6m (1)	4.8m (1)	2:08.16	29.35s	30.40s
6	QUICKSHIFT GIRL	3	2.1m	14.6m (1)	5.4m (2)	2:08.27	28.73s	30.47s
5	BLAZING	4	3.1m	10.2m (1)	9.4m (1)	2:08.35	29.35s	30.25s
4	ARTISTIC ANNA	5	8.7m	0.0m (0)	0.5m (0)	2:08.80	29.44s	31.36s
8	PRIDDY SWEET	6	15.5m	19.8m (1)	14.2m (1)	2:09.34	29.01s	30.88s
10	KEAYANG LACEY	7	24.8m	10.4m (0)	15.8m (0)	2:10.09	29.82s	31.51s
9	WISHIN AN HOPIN	8	27.8m	15.3m (0)	20.1m (0)	2:10.33	29.78s	31.43s
2	GIRLSGOTCURLS	9	61.4m	4.7m (0)	11.5m (0)	2:13.03	29.92s	34.77s
1	MISS PIPPA	10	206.3m	122.1m (0)	136.0m (0)	2:24.67	30.64s	37.11s

Finish Position and metres gained

First Arrow shows distance gain/loss from 2nd Qtr to 3rd Qtr, Second Arrow shows distance gain/loss from 3rd Qtr to Finish
Blue arrow indicates best gain in these quarters.



Wagga Riverina Race 9 Distance 1740m

Tuesday, 14 May 2024

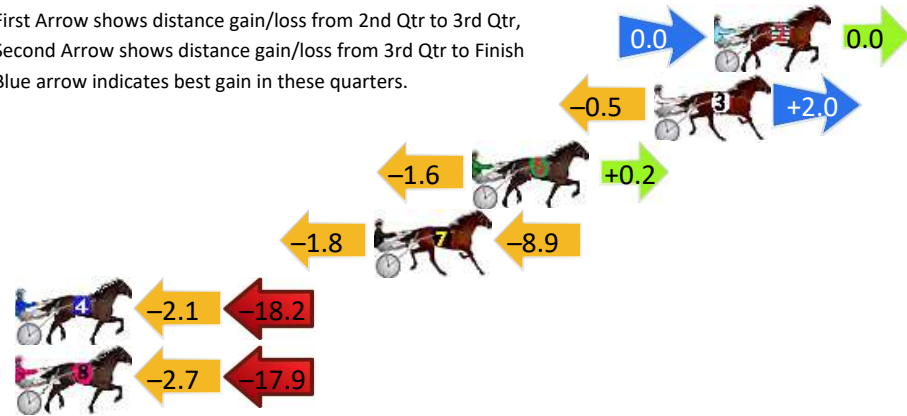
Gross Time: 2:06.30 MileRate: 1:56.80 LeadTime: 9.00s First Qtr: 28.70s Second Qtr: 30.20s Third Qtr: 29.00s Fourth Qtr: 29.40s

DATA TABLE: 800 / 400 Posi's are position from leader and (how wide the horse was at that position)

NoHorse	Plc	Mar	800 Posi	400 Posi	Time	3rd Qtr	4th Qt
2 REAL IMAGE	1	0.0m	0.0m (0)	0.0m (0)	2:06.30	29.00s	29.40s
3 REASON TO LAUGH	2	2.4m	3.9m (0)	4.4m (0)	2:06.49	29.04s	29.27s
6 EASTBRO DANI	3	9.7m	8.3m (0)	9.9m (0)	2:07.05	29.12s	29.43s
7 UNIT FORTY ONE	4	13.6m	2.9m (1)	4.7m (1)	2:07.35	29.13s	30.11s
4 MOHAWK PARK	5	28.7m	8.4m (1)	10.5m (1)	2:08.51	29.15s	30.85s
8 ROCKING MANDY	6	32.8m	12.2m (0)	14.9m (0)	2:08.83	29.20s	30.85s


Finish Position and metres gained

First Arrow shows distance gain/loss from 2nd Qtr to 3rd Qtr, Second Arrow shows distance gain/loss from 3rd Qtr to Finish Blue arrow indicates best gain in these quarters.



800

Visual positions in race at 2nd Quarter



400

Visual positions in race at 3rd Quarter

