

# Menangle Race 1 Distance 2300m

Saturday, 20 July 2024

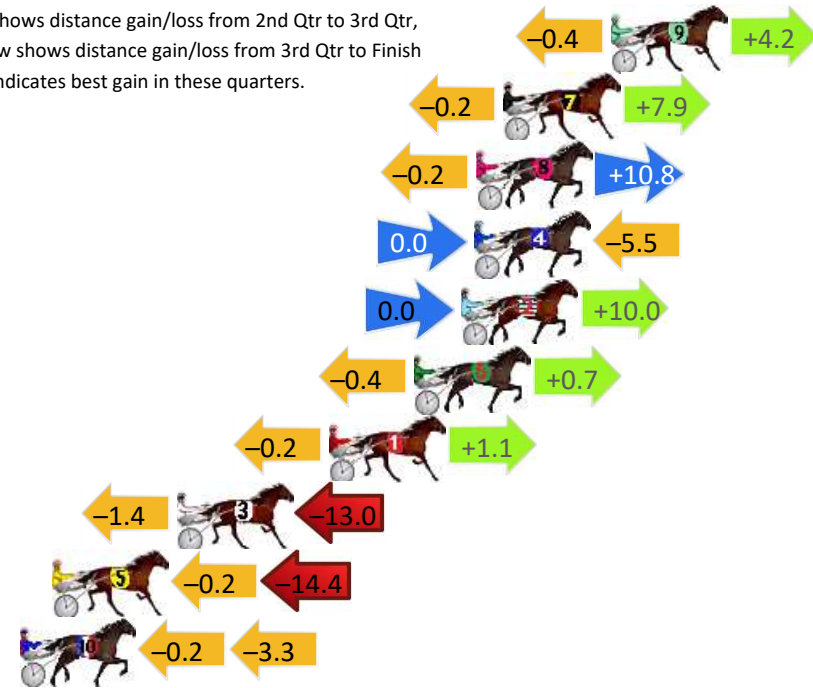
Gross Time: 2:43.80 MileRate: 1:54.60 LeadTime: 50.10s First Qtr: 30.50s Second Qtr: 28.50s Third Qtr: 27.20s Fourth Qtr: 27.50s

DATA TABLE: 800 / 400 Posi's are position from leader and (how wide the horse was at that position)

No	Horse	Plc	Mar	800 Posi	400 Posi	Time	3rd Qtr	4th Qt
9	PETES SAID SO	1	0.0m	3.8m (0)	4.2m (0)	2:43.80	27.23s	27.21s
7	WHEREYABINBOPPIN	2	4.3m	12.0m (1)	12.2m (2)	2:44.11	27.22s	26.96s
8	JAY OK	3	5.4m	16.0m (1)	16.2m (2)	2:44.19	27.22s	26.76s
4	STAR MAJOR	4	5.5m	0.0m (0)	0.0m (0)	2:44.20	27.20s	27.88s
2	MALCOLMS RHYTHM	5	6.0m	16.0m (0)	16.0m (1)	2:44.23	27.20s	26.82s
6	BOOM	6	7.9m	8.2m (0)	8.6m (0)	2:44.37	27.23s	27.45s
1	MACH DA VINCI	7	11.3m	12.2m (0)	12.4m (0)	2:44.62	27.21s	27.42s
3	MASTER CATCH	8	17.4m	3.0m (1)	4.4m (1)	2:45.06	27.29s	28.39s
5	OUR MONEY ROCKS	9	22.4m	7.8m (1)	8.0m (2)	2:45.42	27.21s	28.48s
10	JILLIBY SYLVESTER	10	23.7m	20.2m (1)	20.4m (2)	2:45.52	27.21s	27.73s

## Finish Position and metres gained

First Arrow shows distance gain/loss from 2nd Qtr to 3rd Qtr, Second Arrow shows distance gain/loss from 3rd Qtr to Finish  
Blue arrow indicates best gain in these quarters.



800

Visual positions in race at 2nd Quarter



400

Visual positions in race at 3rd Quarter



# Menangle Race 2 Distance 1609m

Saturday, 20 July 2024


Gross Time: 1:53.40 MileRate: 1:53.40 LeadTime: 0.00s First Qtr: 27.20s Second Qtr: 30.60s Third Qtr: 28.80s Fourth Qtr: 26.80s

DATA TABLE: 800 / 400 Posi's are position from leader and (how wide the horse was at that position)

No	Horse	Plc	Mar	800 Posi	400 Posi	Time	3rd Qtr	4th Qt
5	FIAMMA	1	0.0m	0.0m (0)	0.0m (0)	1:53.40	28.80s	26.80s
6	SURFERS DELIGHT	2	0.8m	12.2m (1)	9.4m (2)	1:53.46	28.59s	26.23s
2	PITCH PERFECT	3	2.8m	4.2m (1)	1.8m (1)	1:53.60	28.64s	26.87s
8	DOUBLE ACT	3	2.8m	16.0m (1)	13.6m (2)	1:53.60	28.61s	26.08s
3	ARDENS ACE	5	3.7m	3.8m (0)	3.8m (0)	1:53.66	28.80s	26.79s
11	JOE NIEN	6	5.2m	8.2m (1)	5.4m (2)	1:53.77	28.61s	26.79s
7	MONTALBANO	7	5.8m	16.0m (0)	16.6m (0)	1:53.81	28.81s	26.08s
4	JILLIBY NITRO	8	7.7m	7.8m (0)	7.6m (1)	1:53.94	28.79s	26.81s
1	DANCE AND DELIVER	9	8.0m	11.8m (0)	12.2m (0)	1:53.97	28.82s	26.52s
10	KING TIGER	10	19.8m	20.0m (1)	21.8m (0)	1:54.80	28.92s	26.67s

## Finish Position and metres gained

First Arrow shows distance gain/loss from 2nd Qtr to 3rd Qtr, Second Arrow shows distance gain/loss from 3rd Qtr to Finish  
Blue arrow indicates best gain in these quarters.



800

Visual positions in race at 2nd Quarter



400

Visual positions in race at 3rd Quarter



# Menangle Race 3 Distance 1609m

Saturday, 20 July 2024


Gross Time: 1:50.50 MileRate: 1:50.50 LeadTime: 0.00s First Qtr: 26.60s Second Qtr: 27.30s Third Qtr: 28.60s Fourth Qtr: 28.00s

DATA TABLE: 800 / 400 Posi's are position from leader and (how wide the horse was at that position)

No	Horse	Plc	Mar	800 Posi	400 Posi	Time	3rd Qtr	4th Qt
2	MICK DANGER	1	0.0m	12.2m (0)	12.4m (0)	1:50.50	28.60s	27.14s
6	IM ROCKIN IT	2	3.0m	13.6m (1)	8.8m (2)	1:50.72	28.26s	27.60s
10	ULTIMATE BIRD	3	4.5m	0.0m (0)	0.0m (0)	1:50.83	28.60s	28.31s
5	HAS THE COURAGE	4	6.7m	20.2m (0)	18.4m (2)	1:50.99	28.46s	27.19s
3	AMERICAN HAMMER	5	7.3m	8.0m (0)	8.4m (0)	1:51.04	28.63s	27.92s
9	CORBIE STUMBLER	6	9.7m	4.0m (0)	4.4m (0)	1:51.21	28.63s	28.37s
7	ITS DOWN TO DIGGER	7	9.9m	9.2m (1)	5.0m (1)	1:51.23	28.31s	28.34s
4	CAPTAIN RITCHIE	8	12.6m	16.2m (0)	16.8m (0)	1:51.43	28.64s	27.71s
11	MAJOR MICKEY	9	25.8m	17.8m (1)	14.4m (2)	1:52.40	28.37s	28.79s
8	KEEPERS IDEAL	10	54.2m	2.8m (1)	10.8m (1)	1:54.49	29.20s	31.02s

## Finish Position and metres gained

First Arrow shows distance gain/loss from 2nd Qtr to 3rd Qtr, Second Arrow shows distance gain/loss from 3rd Qtr to Finish  
Blue arrow indicates best gain in these quarters.



800

Visual positions in race at 2nd Quarter



400

Visual positions in race at 3rd Quarter



# Menangle Race 4 Distance 1609m

Saturday, 20 July 2024




Gross Time: 1:52.30 MileRate: 1:52.30 LeadTime: 0.00s First Qtr: 27.40s Second Qtr: 29.30s Third Qtr: 27.90s Fourth Qtr: 27.70s

DATA TABLE: 800 / 400 Posi's are position from leader and (how wide the horse was at that position)

No	Horse	Plc	Mar	800 Posi	400 Posi	Time	3rd Qtr	4th Qt
6	OOGA CHAKA	1	0.0m	0.0m (0)	0.0m (0)	1:52.30	27.90s	27.70s
9	KILLARA SAMURAI	2	2.9m	4.2m (0)	5.8m (0)	1:52.51	28.01s	27.50s
11	WINONA WRITER	3	2.9m	13.4m (1)	14.0m (1)	1:52.51	27.94s	26.94s
1	POPS BOY	4	4.0m	8.4m (0)	10.4m (0)	1:52.59	28.04s	27.26s
12	TITIAN RAIDER	5	8.5m	17.4m (1)	18.2m (1)	1:52.92	27.95s	27.03s
5	NOR WESTA	6	9.8m	12.4m (0)	15.2m (0)	1:53.01	28.09s	27.33s
8	SHEFFIELD SPARKY	7	10.8m	18.0m (0)	20.8m (0)	1:53.09	28.09s	27.01s
10	CAPTAIN TOM	8	12.7m	23.0m (1)	22.6m (1)	1:53.23	27.87s	27.02s
2	SMOOTH BUZZ	9	16.2m	4.0m (1)	1.6m (1)	1:53.48	27.74s	28.71s
7	NEXT TO ME	10	27.9m	8.2m (1)	10.0m (1)	1:54.33	28.03s	28.93s

## Finish Position and metres gained

First Arrow shows distance gain/loss from 2nd Qtr to 3rd Qtr, Second Arrow shows distance gain/loss from 3rd Qtr to Finish  
Blue arrow indicates best gain in these quarters.



# Menangle Race 5 Distance 1609m

Saturday, 20 July 2024


Gross Time: 1:52.90 MileRate: 1:52.90 LeadTime: 0.00s First Qtr: 27.80s Second Qtr: 28.90s Third Qtr: 28.90s Fourth Qtr: 27.30s

DATA TABLE: 800 / 400 Posi's are position from leader and (how wide the horse was at that position)

No	Horse	Plc	Mar	800 Posi	400 Posi	Time	3rd Qtr	4th Qt
12	MISTER BLUECHIP	1	0.0m	22.0m (1)	14.8m (2)	1:52.90	28.37s	26.30s
6	WHATABOYJACK	2	1.2m	12.0m (0)	13.6m (1)	1:52.99	28.99s	26.46s
9	CASH AND BLING	3	2.6m	16.8m (1)	10.6m (2)	1:53.09	28.45s	26.76s
1	ROCLEA IMAGE	4	4.1m	4.0m (0)	4.2m (0)	1:53.19	28.91s	27.29s
4	RACING TIME	5	4.2m	7.2m (1)	2.2m (1)	1:53.20	28.55s	27.44s
7	BARTELLO	6	5.0m	0.0m (0)	0.0m (0)	1:53.26	28.91s	27.64s
3	DIEING ART	7	7.1m	11.4m (1)	6.0m (1)	1:53.41	28.52s	27.37s
11	RED REACTOR	8	7.9m	20.2m (0)	21.6m (1)	1:53.47	28.97s	26.37s
2	SHADES OF HEAVEN	9	14.5m	8.0m (0)	10.0m (0)	1:53.94	29.05s	27.61s
10	CONSTANTINA	10	18.8m	16.2m (0)	17.6m (1)	1:54.25	29.00s	27.38s

## Finish Position and metres gained

First Arrow shows distance gain/loss from 2nd Qtr to 3rd Qtr, Second Arrow shows distance gain/loss from 3rd Qtr to Finish  
Blue arrow indicates best gain in these quarters.



800

Visual positions in race at 2nd Quarter



400

Visual positions in race at 3rd Quarter



# Menangle Race 6 Distance 1609m

Saturday, 20 July 2024


Gross Time: 1:50.90 MileRate: 1:50.90 LeadTime: 0.00s First Qtr: 26.70s Second Qtr: 29.20s Third Qtr: 27.80s Fourth Qtr: 27.20s

DATA TABLE: 800 / 400 Posi's are position from leader and (how wide the horse was at that position)

No	Horse	Plc	Mar	800 Posi	400 Posi	Time	3rd Qtr	4th Qt
11	MAJOR DELIGHT	1	0.0m	0.0m (1)	0.0m (0)	1:50.90	27.80s	27.20s
7	LITTLE BLISS	2	5.2m	9.0m (1)	9.4m (1)	1:51.27	27.82s	26.92s
9	TOTAL DIVA	3	7.3m	16.4m (0)	23.6m (0)	1:51.42	28.28s	26.10s
5	LE BELLE BIJOUX	4	12.8m	0.2m (0)	6.4m (0)	1:51.82	28.23s	27.63s
1	MARIA ALLEGONDA	5	13.2m	8.2m (0)	13.4m (1)	1:51.85	28.16s	27.19s
6	PAS DE CHEVAL	6	14.4m	19.2m (1)	20.0m (3)	1:51.93	27.85s	26.82s
8	ARDENS DELIGHT	7	17.5m	4.2m (1)	4.8m (1)	1:52.15	27.85s	28.06s
2	DELIGHTFUL STAR	8	18.1m	12.4m (0)	19.2m (0)	1:52.20	28.26s	27.13s
4	CARRERA SUNSET	9	19.4m	14.0m (1)	16.6m (2)	1:52.29	27.98s	27.39s
3	MORE GOODA	10	24.3m	4.2m (0)	10.0m (0)	1:52.64	28.21s	28.17s

## Finish Position and metres gained

First Arrow shows distance gain/loss from 2nd Qtr to 3rd Qtr, Second Arrow shows distance gain/loss from 3rd Qtr to Finish  
Blue arrow indicates best gain in these quarters.



800

Visual positions in race at 2nd Quarter



400

Visual positions in race at 3rd Quarter



# Menangle Race 7 Distance 1609m

Saturday, 20 July 2024


Gross Time: 1:52.50 MileRate: 1:52.50 LeadTime: 0.00s First Qtr: 27.90s Second Qtr: 30.00s Third Qtr: 27.90s Fourth Qtr: 26.70s

DATA TABLE: 800 / 400 Posi's are position from leader and (how wide the horse was at that position)

No	Horse	Plc	Mar	800 Posi	400 Posi	Time	3rd Qtr	4th Qt
11	SPECULATING	1	0.0m	4.2m (0)	5.2m (0)	1:52.50	27.96s	26.35s
3	VINKE B	2	0.5m	8.4m (0)	9.6m (0)	1:52.54	27.97s	26.10s
7	WAYOUTWEST	3	1.4m	12.4m (1)	11.2m (1)	1:52.60	27.80s	26.05s
6	SUNDAY MORNINGS	4	1.7m	0.0m (0)	0.0m (0)	1:52.62	27.90s	26.81s
5	OUR IDEAL DREAM	5	2.3m	8.4m (1)	7.2m (1)	1:52.66	27.81s	26.37s
4	MY ULTIMATE CARTER	6	5.9m	4.0m (1)	3.4m (1)	1:52.92	27.86s	26.87s
8	HEZ DUSTY	7	9.5m	16.8m (1)	16.0m (1)	1:53.17	27.84s	26.27s
9	BARA RILEY	8	9.8m	20.6m (1)	20.2m (1)	1:53.19	27.86s	26.01s
2	TAKE A HIKE	9	11.2m	16.4m (0)	18.4m (0)	1:53.29	28.02s	26.22s
1	ROSBERG	10	15.4m	12.4m (0)	14.0m (0)	1:53.58	28.01s	26.79s

## Finish Position and metres gained

First Arrow shows distance gain/loss from 2nd Qtr to 3rd Qtr, Second Arrow shows distance gain/loss from 3rd Qtr to Finish  
Blue arrow indicates best gain in these quarters.



800

Visual positions in race at 2nd Quarter



400

Visual positions in race at 3rd Quarter



# Menangle Race 8 Distance 1609m

Saturday, 20 July 2024

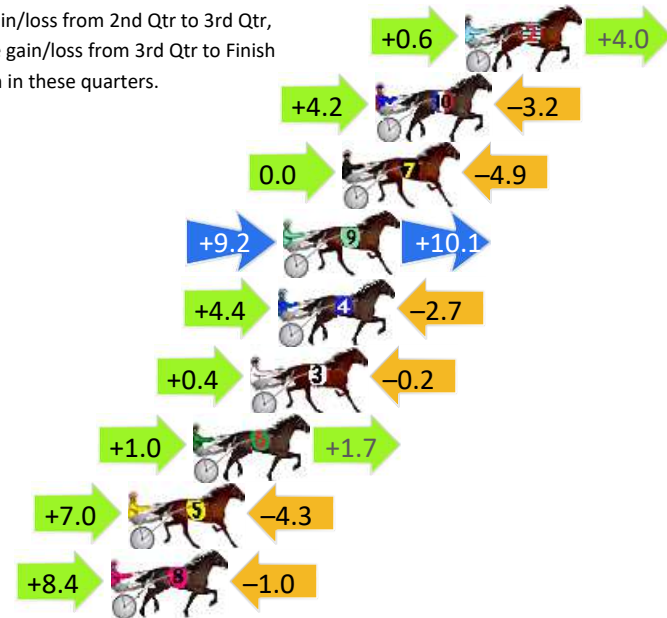
Gross Time: 1:56.40 MileRate: 1:56.40 LeadTime: 0.00s First Qtr: 28.70s Second Qtr: 30.30s Third Qtr: 29.10s Fourth Qtr: 28.30s

DATA TABLE: 800 / 400 Posi's are position from leader and (how wide the horse was at that position)

No	Horse	Plc	Mar	800 Posi	400 Posi	Time	3rd Qtr	4th Qt
2	SUPER SERVICE	1	0.0m	4.6m (0)	4.0m (0)	1:56.40	29.05s	28.02s
10	HOT TO TROT	2	3.6m	4.6m (1)	0.4m (1)	1:56.67	28.80s	28.53s
7	SHEZA PLEASURE	3	4.9m	0.0m (0)	0.0m (0)	1:56.76	29.10s	28.64s
9	CHIEF RUNNINGCLOUD	4	7.3m	26.6m (1)	17.4m (1)	1:56.94	28.43s	27.59s
4	ITZFERGIETIME	5	7.5m	9.2m (1)	4.8m (1)	1:56.96	28.79s	28.49s
3	ELECTROJET	6	8.6m	8.8m (0)	8.4m (0)	1:57.04	29.07s	28.31s
6	ALDEBARAN JENSEN	7	10.9m	13.6m (0)	12.6m (0)	1:57.21	29.03s	28.18s
5	GUNNER	8	13.5m	16.2m (1)	9.2m (1)	1:57.40	28.60s	28.60s
8	AFFAIRE DE COVER	9	14.2m	21.6m (1)	13.2m (1)	1:57.46	28.50s	28.37s

## Finish Position and metres gained

First Arrow shows distance gain/loss from 2nd Qtr to 3rd Qtr, Second Arrow shows distance gain/loss from 3rd Qtr to Finish  
Blue arrow indicates best gain in these quarters.



800

Visual positions in race at 2nd Quarter



400

Visual positions in race at 3rd Quarter

