

Goulburn Race 1 Distance 1710m

Monday, 8 April 2024



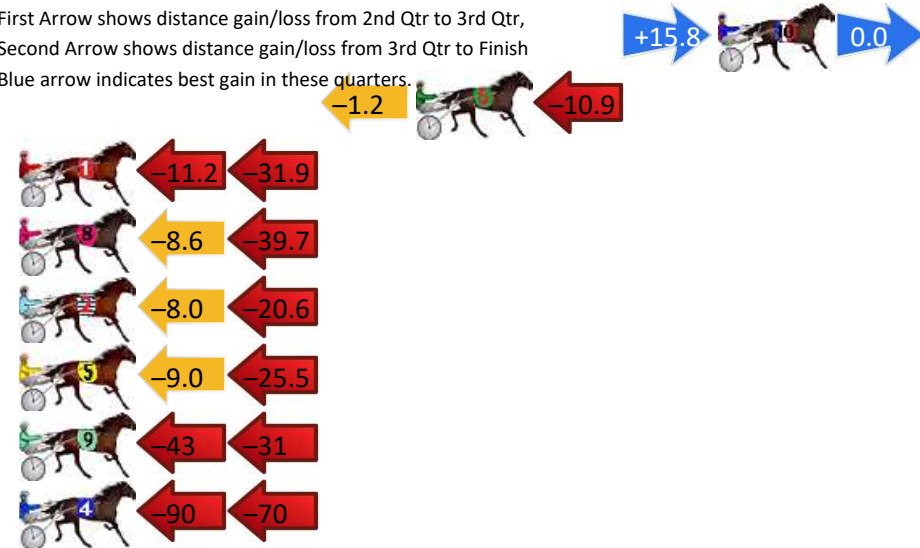
Gross Time: 2:09.00 MileRate: 2:01.40 LeadTime: 7.10s First Qtr: 29.50s Second Qtr: 31.70s Third Qtr: 29.40s Fourth Qtr: 31.30s

DATA TABLE: 800 / 400 Posi's are position from leader and (how wide the horse was at that position)

No	Horse	Plc	Mar	800 Posi	400 Posi	Time	3rd Qtr	4th Qt
10	KENNYWOULD	1	0.0m	15.8m (0)	0.0m (1)	2:09.00	28.21s	31.30s
6	ONAWINGANDAPRA YER	2	12.1m	0.0m (0)	1.2m (0)	2:09.99	29.46s	32.15s
1	CRITICAL ADVANTAGE	3	49.5m	6.4m (0)	17.6m (0)	2:13.05	30.17s	33.78s
8	LOVE WHO	4	73.3m	25.0m (0)	33.6m (0)	2:15.00	29.96s	34.39s
2	DOWN UNDER RORS	5	76.6m	48.0m (0)	56.0m (0)	2:15.27	29.95s	32.90s
5	ILLUSORY FEAT	6	77.5m	43.0m (1)	52.0m (0)	2:15.34	30.02s	33.28s
9	TARENDAISE	7	85.6m	12.4m (1)	55.0m (1)	2:16.00	32.54s	33.68s
4	MIDNIGHT SECRET	8	189.1m	30.8m (0)	120.0m (0)	2:24.47	35.97s	36.68s

Finish Position and metres gained

First Arrow shows distance gain/loss from 2nd Qtr to 3rd Qtr,
Second Arrow shows distance gain/loss from 3rd Qtr to Finish
Blue arrow indicates best gain in these quarters.



Goulburn Race 2 Distance 1710m

Monday, 8 April 2024


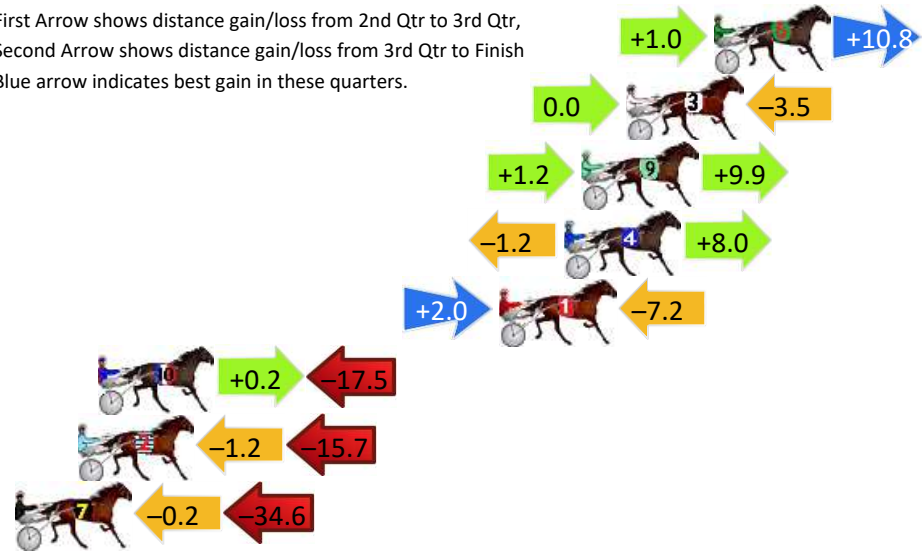
Gross Time: 2:08.00 MileRate: 2:00.50 LeadTime: 6.20s First Qtr: 31.00s Second Qtr: 31.70s Third Qtr: 29.30s Fourth Qtr: 29.80s

DATA TABLE: 800 / 400 Posi's are position from leader and (how wide the horse was at that position)

No	Horse	Plc	Mar	800 Posi	400 Posi	Time	3rd Qtr	4th Qt
6	ACE OF REASON	1	0.0m	11.8m (1)	10.8m (2)	2:08.00	29.23s	29.00s
3	IDEAL ANDY	2	3.5m	0.0m (0)	0.0m (0)	2:08.27	29.30s	30.06s
9	DOUBLE SAID	3	5.3m	16.4m (1)	15.2m (2)	2:08.41	29.22s	29.07s
4	ULTIMATE DESTINY	4	6.0m	12.8m (0)	14.0m (0)	2:08.47	29.39s	29.21s
1	ZINSSAR	5	8.6m	3.4m (1)	1.4m (1)	2:08.67	29.15s	30.33s
10	SWIFT AND DIRECT	6	24.7m	7.4m (1)	7.2m (1)	2:09.93	29.27s	31.10s
2	KANGALOO LAH BLING	7	25.5m	8.6m (0)	9.8m (0)	2:09.99	29.38s	30.96s
7	MANKIND	8	39.0m	4.2m (0)	4.4m (0)	2:11.05	29.29s	32.36s

Finish Position and metres gained

First Arrow shows distance gain/loss from 2nd Qtr to 3rd Qtr, Second Arrow shows distance gain/loss from 3rd Qtr to Finish
Blue arrow indicates best gain in these quarters.



800

Visual positions in race at 2nd Quarter



400

Visual positions in race at 3rd Quarter



Goulburn Race 3 Distance 1710m


Monday, 8 April 2024

Gross Time: 2:05.10 MileRate: 1:57.70 LeadTime: 6.60s First Qtr: 29.40s Second Qtr: 31.80s Third Qtr: 27.80s Fourth Qtr: 29.50s

DATA TABLE: 800 / 400 Posi's are position from leader and (how wide the horse was at that position)

NoHorse	Plc	Mar	800 Posi	400 Posi	Time	3rd Qtr	4th Qt
2 BROOKESSMARTDAN CER	1	0.0m	8.6m (0)	5.4m (2)	2:05.10	27.58s	29.10s
10 SATIN BANYULA	2	8.6m	15.4m (1)	10.6m (2)	2:05.77	27.46s	29.35s
6 KING COREY	3	13.8m	4.0m (0)	4.2m (0)	2:06.17	27.79s	30.20s
8 ALL STAR MAGICIAN	4	14.3m	0.0m (0)	0.0m (0)	2:06.21	27.77s	30.55s
7 OPERATIVE ANNA	5	18.9m	5.4m (1)	1.8m (1)	2:06.56	27.51s	30.75s
9 MONTEREI DUKE	6	26.3m	19.4m (1)	17.0m (1)	2:07.13	27.61s	30.18s
4 FULL OF WISDOM	7	27.7m	11.0m (1)	10.0m (0)	2:07.24	27.69s	30.80s
1 DUKE	8	30.2m	13.0m (0)	18.2m (0)	2:07.44	28.15s	30.38s
5 JACKS UP	9	31.2m	22.0m (0)	25.0m (1)	2:07.51	28.00s	29.95s
3 PARK RUN	10	32.6m	17.2m (0)	22.8m (0)	2:07.62	28.18s	30.22s

Finish Position and metres gained



800

Visual positions in race at 2nd Quarter



400

Visual positions in race at 3rd Quarter



Goulburn Race 4 Distance 1710m

Monday, 8 April 2024

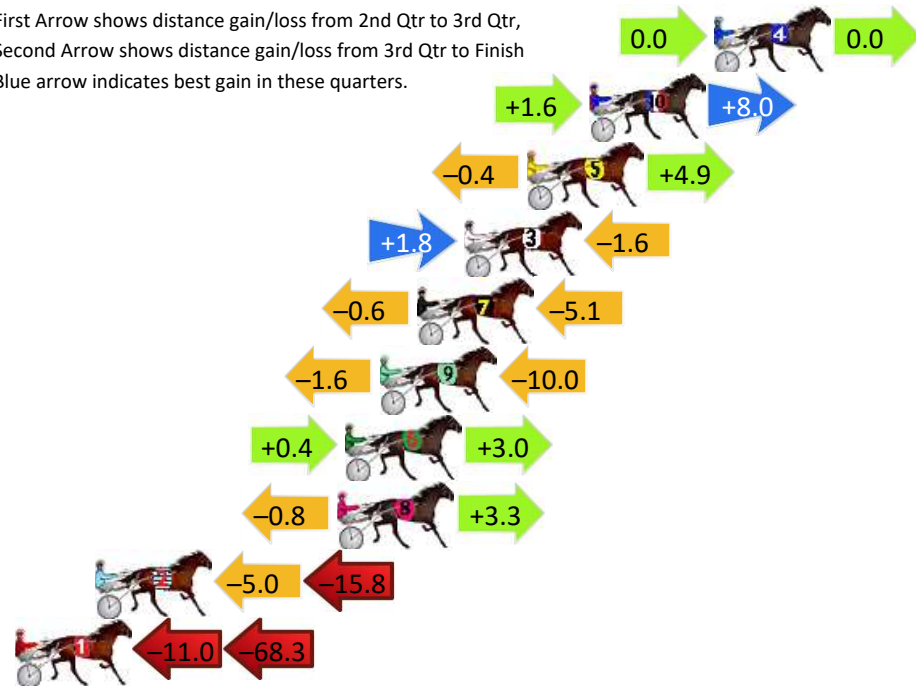
Gross Time: 2:06.20 MileRate: 1:58.80 LeadTime: 6.60s First Qtr: 30.90s Second Qtr: 29.50s Third Qtr: 28.40s Fourth Qtr: 30.80s

DATA TABLE: 800 / 400 Posi's are position from leader and (how wide the horse was at that position)

No	Horse	Plc	Mar	800 Posi	400 Posi	Time	3rd Qtr	4th Qt
4	WOODLEA BEAVER	1	0.0m	0.0m (0)	0.0m (0)	2:06.20	28.40s	30.80s
10	TAKE A HIKE	2	5.0m	14.6m (1)	13.0m (2)	2:06.60	28.31s	30.19s
5	JUST ROCKNROLL	3	7.5m	12.0m (0)	12.4m (1)	2:06.80	28.44s	30.42s
3	HIGHWAY WRITER	4	10.0m	10.2m (1)	8.4m (3)	2:07.01	28.26s	30.92s
7	OUR THUNDER	5	11.9m	6.2m (1)	6.8m (2)	2:07.16	28.43s	31.19s
9	FOREVER REASON	6	13.4m	1.8m (1)	3.4m (1)	2:07.28	28.49s	31.57s
6	ROCKING LOU	7	14.8m	18.2m (1)	17.8m (2)	2:07.39	28.38s	30.57s
8	SPORTY BANYULA	8	15.1m	17.6m (0)	18.4m (1)	2:07.42	28.47s	30.55s
2	BURRABADINE DANCER	9	24.8m	4.0m (0)	9.0m (0)	2:08.20	28.72s	32.01s
1	JAYS CASH	10	87.3m	8.0m (0)	19.0m (0)	2:13.23	29.01s	36.03s

Finish Position and metres gained

First Arrow shows distance gain/loss from 2nd Qtr to 3rd Qtr, Second Arrow shows distance gain/loss from 3rd Qtr to Finish
Blue arrow indicates best gain in these quarters.



800

Visual positions in race at 2nd Quarter



400

Visual positions in race at 3rd Quarter



Goulburn Race 5 Distance 1710m

Monday, 8 April 2024




Gross Time: 2:06.00 MileRate: 1:58.60 LeadTime: 6.60s First Qtr: 32.10s Second Qtr: 30.00s Third Qtr: 27.40s Fourth Qtr: 29.90s

DATA TABLE: 800 / 400 Posi's are position from leader and (how wide the horse was at that position)

No	Horse	Plc	Mar	800 Posi	400 Posi	Time	3rd Qtr	4th Qt
2	TOOLIJOOA BEACH	1	0.0m	5.0m (0)	6.8m (0)	2:06.00	27.55s	29.39s
5	GOODOLBOYSANDBEER	2	1.7m	2.6m (1)	1.8m (1)	2:06.13	27.34s	29.89s
3	SIR KNIGHT	3	7.2m	0.0m (0)	0.0m (0)	2:06.56	27.38s	30.44s
7	EYEDIDNTLOSEIT	4	12.3m	14.6m (0)	17.6m (0)	2:06.96	27.63s	29.51s
1	RED ROCK	5	12.5m	10.4m (0)	13.0m (0)	2:06.98	27.59s	29.86s
6	DREAM TO DANCE	6	13.3m	20.2m (1)	22.2m (1)	2:07.04	27.57s	29.24s
10	BRACKEN WARRIOR	7	16.1m	11.6m (1)	14.0m (2)	2:07.26	27.56s	30.06s
4	ALL NIGHT LONG	8	17.6m	7.4m (1)	12.2m (1)	2:07.38	27.73s	30.30s
9	TUKURUA	9	20.0m	16.0m (1)	18.6m (2)	2:07.57	27.58s	30.00s
8	PRINCE LOUIE	10	25.3m	24.8m (1)	32.0m (0)	2:07.98	27.93s	29.40s

Finish Position and metres gained

First Arrow shows distance gain/loss from 2nd Qtr to 3rd Qtr, Second Arrow shows distance gain/loss from 3rd Qtr to Finish
Blue arrow indicates best gain in these quarters.



Goulburn Race 6 Distance 1710m

Monday, 8 April 2024


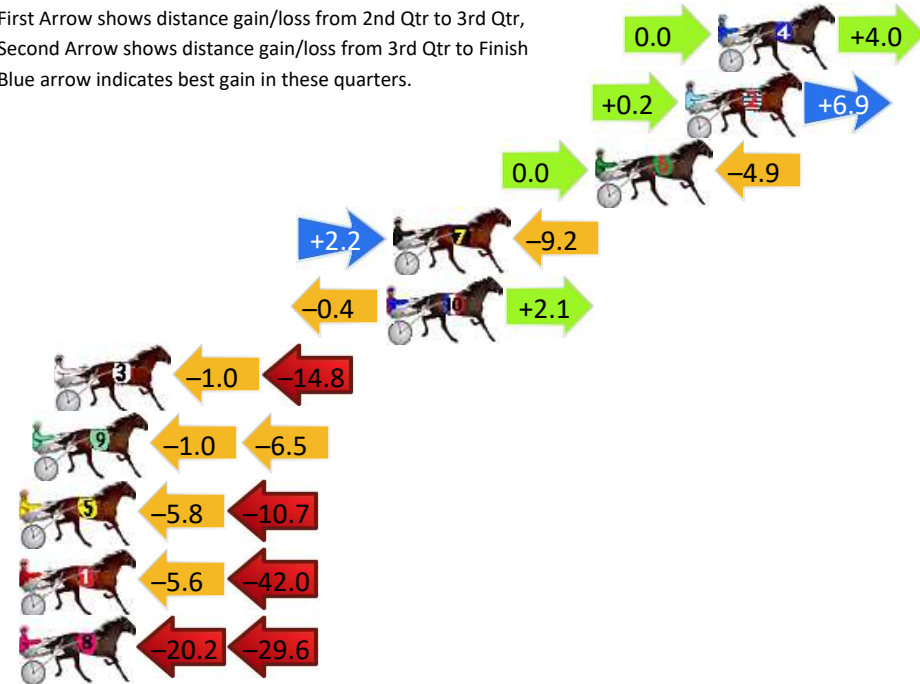
Gross Time: 2:06.20 MileRate: 1:58.80 LeadTime: 6.50s First Qtr: 31.10s Second Qtr: 30.40s Third Qtr: 27.90s Fourth Qtr: 30.30s

DATA TABLE: 800 / 400 Posi's are position from leader and (how wide the horse was at that position)

No	Horse	Plc	Mar	800 Posi	400 Posi	Time	3rd Qtr	4th Qt
4	WHEN TO FOLDEM	1	0.0m	4.0m (0)	4.0m (0)	2:06.20	27.91s	30.00s
2	SHE WHO DARES	2	1.3m	8.4m (0)	8.2m (0)	2:06.30	27.91s	29.78s
6	SWEET CHAPPY LOU	3	4.9m	0.0m (0)	0.0m (0)	2:06.59	27.89s	30.67s
7	CHRISSY EVE	4	13.0m	6.0m (1)	3.8m (1)	2:07.23	27.71s	30.99s
10	FAY IRENE	5	13.3m	15.0m (1)	15.4m (2)	2:07.26	27.94s	30.14s
3	MISS BALLET	6	26.6m	10.8m (1)	11.8m (1)	2:08.31	27.93s	31.41s
9	SHEZA LENNY	7	27.5m	20.0m (1)	21.0m (1)	2:08.38	27.95s	30.79s
5	JUSTADIVA	8	34.7m	18.2m (0)	24.0m (0)	2:08.95	28.29s	31.11s
1	GILDA JUNE	9	61.6m	14.0m (0)	19.6m (0)	2:11.09	28.18s	33.46s
8	LUCKILY	10	74.6m	24.8m (1)	45.0m (0)	2:12.12	29.27s	32.53s

Finish Position and metres gained

First Arrow shows distance gain/loss from 2nd Qtr to 3rd Qtr, Second Arrow shows distance gain/loss from 3rd Qtr to Finish
Blue arrow indicates best gain in these quarters.



Goulburn Race 7 Distance 1710m

Monday, 8 April 2024




Gross Time: 2:03.20 MileRate: 1:56.00 LeadTime: 6.60s First Qtr: 29.10s Second Qtr: 29.10s Third Qtr: 28.30s Fourth Qtr: 30.10s

DATA TABLE: 800 / 400 Posi's are position from leader and (how wide the horse was at that position)

No	Horse	Plc	Mar	800 Posi	400 Posi	Time	3rd Qtr	4th Qt
2	CONSIDER IT DONE	1	0.0m	0.0m (0)	0.0m (0)	2:03.20	28.30s	30.10s
3	FREASON	2	1.4m	8.6m (1)	2.6m (1)	2:03.31	27.87s	30.01s
1	ICE BLASTER	3	2.7m	4.0m (0)	5.2m (0)	2:03.41	28.39s	29.91s
10	WEAREALLALONE	4	10.1m	18.6m (1)	11.6m (2)	2:04.00	27.80s	29.99s
9	THE METAL FLYER	5	10.8m	8.0m (0)	8.4m (1)	2:04.05	28.32s	30.28s
7	THOMAS ROYAL	6	12.1m	27.2m (1)	22.4m (1)	2:04.15	27.97s	29.33s
4	WILLS WAY	7	12.6m	12.2m (0)	14.0m (0)	2:04.19	28.43s	30.00s
8	MAJOR HUSS	8	13.3m	23.2m (0)	19.4m (0)	2:04.25	28.04s	29.64s
6	ANGELSHAVTIME	9	13.7m	23.0m (1)	17.2m (2)	2:04.28	27.89s	29.84s
5	RETURN SERVE	10	44.5m	14.4m (1)	16.4m (1)	2:06.71	28.38s	32.20s

Finish Position and metres gained

First Arrow shows distance gain/loss from 2nd Qtr to 3rd Qtr, Second Arrow shows distance gain/loss from 3rd Qtr to Finish
Blue arrow indicates best gain in these quarters.



Goulburn Race 8 Distance 2240m

Monday, 8 April 2024

Gross Time: 2:48.90 MileRate: 2:01.30 LeadTime: 47.30s First Qtr: 34.30s Second Qtr: 30.30s Third Qtr: 28.50s Fourth Qtr: 28.50s

DATA TABLE: 800 / 400 Posi's are position from leader and (how wide the horse was at that position)

No	Horse	Plc	Mar	800 Posi	400 Posi	Time	3rd Qtr	4th Qt
2	THATS ART	1	0.0m	0.0m (0)	0.0m (0)	2:48.90	28.50s	28.50s
1	CEE OH DEE	2	2.6m	4.0m (0)	4.0m (0)	2:49.09	28.50s	28.40s
10	THE TALK	3	4.8m	10.2m (1)	9.6m (1)	2:49.26	28.46s	28.16s
3	MIKIBEQUICK	4	4.9m	1.8m (1)	1.0m (1)	2:49.27	28.44s	28.78s
5	YUM CHA	5	5.9m	6.2m (1)	5.4m (1)	2:49.34	28.44s	28.54s
4	KILLARA SAMURAI	6	7.4m	12.6m (0)	13.2m (0)	2:49.45	28.54s	28.09s
8	SIX AGAIN	7	10.1m	14.4m (1)	14.2m (1)	2:49.66	28.49s	28.21s
7	CAN FEEL THE FURY	8	10.4m	17.0m (0)	18.0m (0)	2:49.68	28.57s	27.96s
6	THE EX HORSEIST	9	12.5m	18.4m (1)	16.6m (2)	2:49.84	28.37s	28.21s
9	ARENA QUEEN	10	14.1m	8.6m (0)	8.6m (0)	2:49.96	28.50s	28.89s

Finish Position and metres gained

First Arrow shows distance gain/loss from 2nd Qtr to 3rd Qtr, Second Arrow shows distance gain/loss from 3rd Qtr to Finish
Blue arrow indicates best gain in these quarters.



800

Visual positions in race at 2nd Quarter



400

Visual positions in race at 3rd Quarter



Goulburn Race 9 Distance 1710m

Monday, 8 April 2024

Gross Time: 2:02.90 MileRate: 1:55.60 LeadTime: 6.40s First Qtr: 30.40s Second Qtr: 29.00s Third Qtr: 27.50s Fourth Qtr: 29.60s

DATA TABLE: 800 / 400 Posi's are position from leader and (how wide the horse was at that position)

NoHorse	Plc	Mar	800 Posi	400 Posi	Time	3rd Qtr	4th Qt
1 RAGING SEA	1	0.0m	11.0m (0)	6.2m (1)	2:02.90	27.18s	29.14s
4 ZENXENA	2	2.9m	9.6m (1)	1.8m (1)	2:03.13	26.94s	29.68s
9 THE TEXAS RANGER	3	6.0m	15.2m (0)	15.4m (1)	2:03.37	27.54s	28.91s
3 DON BOSTON	4	10.8m	0.0m (0)	0.0m (0)	2:03.74	27.47s	30.39s
2 HERE COMES BOBBY	5	11.0m	19.6m (1)	10.6m (1)	2:03.75	26.86s	29.63s
8 ALWAYS THUNDER	6	16.0m	23.8m (1)	19.4m (2)	2:04.14	27.20s	29.35s
7 ARDENS REALITY	7	20.7m	19.4m (0)	15.8m (0)	2:04.51	27.23s	29.96s
6 MURPHYS REWARD	8	23.9m	15.0m (1)	13.6m (2)	2:04.75	27.37s	30.36s
5 LIGHTNING BABY	9	45.2m	6.6m (0)	11.6m (0)	2:06.41	27.77s	32.07s

Finish Position and metres gained

