

# Albury Race 1 Distance 1770m

Tuesday, 9 April 2024



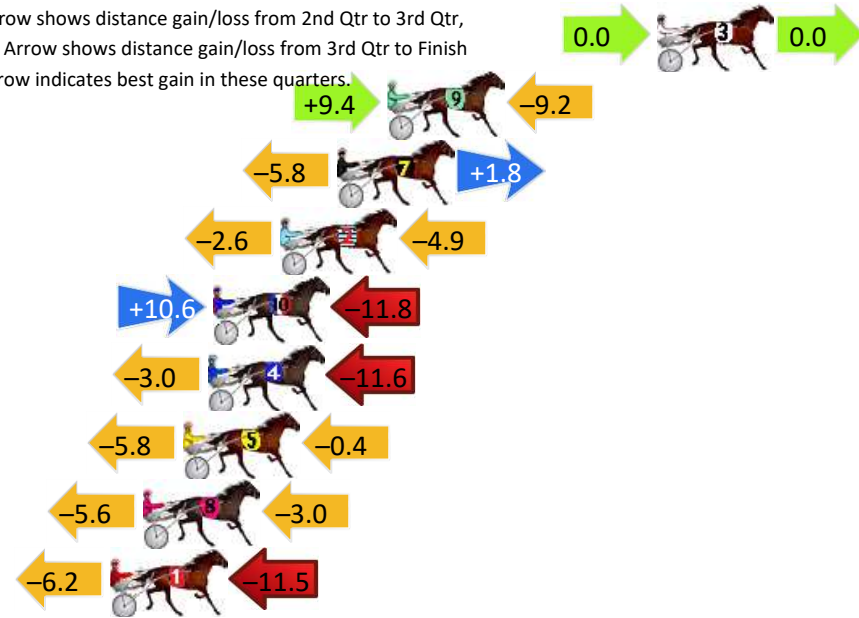
Gross Time: 2:14.40 MileRate: 2:02.20 LeadTime: 11.20s First Qtr: 30.60s Second Qtr: 32.60s Third Qtr: 29.80s Fourth Qtr: 30.20s

DATA TABLE: 800 / 400 Posi's are position from leader and (how wide the horse was at that position)

No	Horse	Plc	Mar	800 Posi	400 Posi	Time	3rd Qtr	4th Qt
3	ELENA	1	0.0m	0.0m (0)	0.0m (0)	2:14.40	29.80s	30.20s
9	BONDI PRINCE	2	10.8m	11.0m (2)	1.6m (1)	2:15.25	29.09s	30.89s
7	MOREARTSTHANCLASS	3	12.8m	8.8m (0)	14.6m (0)	2:15.41	30.23s	30.06s
2	OKTOLOVE	4	15.1m	7.6m (1)	10.2m (1)	2:15.59	29.99s	30.57s
10	COMPLICATED	5	17.8m	16.6m (2)	6.0m (1)	2:15.81	29.00s	31.09s
4	MASTER OF ILLUSION	6	18.0m	3.4m (1)	6.4m (0)	2:15.82	30.02s	31.07s
5	MISTER REBEL	7	19.0m	12.8m (0)	18.6m (0)	2:15.90	30.23s	30.23s
8	MOST CERTAIN MICKY	8	20.6m	12.0m (1)	17.6m (1)	2:16.03	30.22s	30.43s
1	EYES FOR DOLLARS	9	21.9m	4.2m (0)	10.4m (0)	2:16.13	30.26s	31.06s

## Finish Position and metres gained

First Arrow shows distance gain/loss from 2nd Qtr to 3rd Qtr, Second Arrow shows distance gain/loss from 3rd Qtr to Finish  
Blue arrow indicates best gain in these quarters.



# Albury Race 2 Distance 1770m

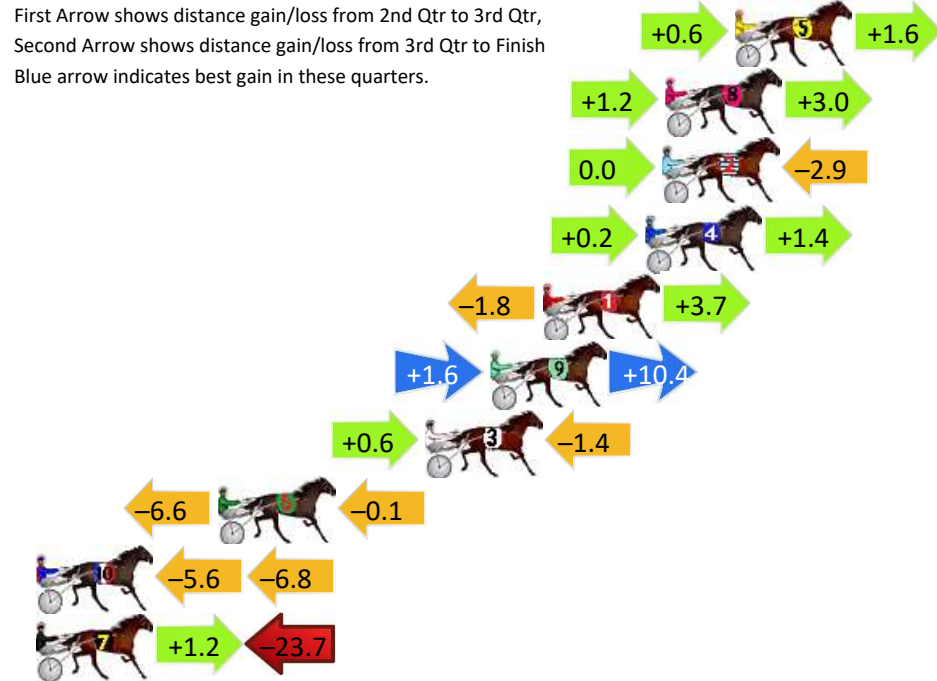
Tuesday, 9 April 2024

Gross Time: 2:12.50 MileRate: 2:00.40 LeadTime: 11.90s First Qtr: 30.10s Second Qtr: 31.70s Third Qtr: 29.40s Fourth Qtr: 29.40s

DATA TABLE: 800 / 400 Posi's are position from leader and (how wide the horse was at that position)

No	Horse	Plc	Mar	800 Posi	400 Posi	Time	3rd Qtr	4th Qt
5	TIZZY LIZZIE	1	0.0m	2.2m (1)	1.6m (1)	2:12.50	29.36s	29.28s
8	NIVEKALON PUNTA	2	2.8m	7.0m (1)	5.8m (1)	2:12.72	29.31s	29.18s
2	PLANET DOWNS	3	2.9m	0.0m (0)	0.0m (0)	2:12.72	29.40s	29.61s
4	CARMEN ON BLING	4	3.6m	5.2m (0)	5.0m (0)	2:12.78	29.39s	29.30s
1	MAGINOT LINE	5	7.7m	9.6m (0)	11.4m (0)	2:13.09	29.53s	29.13s
9	PAYROLL	6	9.8m	21.8m (1)	20.2m (2)	2:13.26	29.28s	28.64s
3	IN ME TO GRIN	7	12.4m	11.6m (1)	11.0m (1)	2:13.46	29.36s	29.50s
6	GOODTIME JAZZI	8	20.7m	14.0m (0)	20.6m (0)	2:14.10	29.88s	29.41s
10	MILLWOOD GRACE	9	31.4m	19.0m (0)	24.6m (1)	2:14.92	29.81s	29.90s
7	WAMBOYNEINAMERICA	10	39.9m	17.4m (1)	16.2m (1)	2:15.58	29.31s	31.13s

## Finish Position and metres gained



800

Visual positions in race at 2nd Quarter



400

Visual positions in race at 3rd Quarter



# Albury Race 3 Distance 1770m

Tuesday, 9 April 2024

Gross Time: 2:15.00 MileRate: 2:02.80 LeadTime: 11.50s First Qtr: 31.40s Second Qtr: 32.50s Third Qtr: 30.10s Fourth Qtr: 29.50s

DATA TABLE: 800 / 400 Posi's are position from leader and (how wide the horse was at that position)

No	Horse	Plc	Mar	800 Posi	400 Posi	Time	3rd Qtr	4th Qt
1	MISSDEHEIR	1	0.0m	0.0m (0)	0.0m (0)	2:15.00	30.10s	29.50s
4	SIGNOR JUJON	2	11.1m	16.8m (1)	12.0m (2)	2:15.86	29.74s	29.43s
5	NO MORE PROMISES	3	12.0m	8.0m (1)	7.8m (2)	2:15.93	30.09s	29.81s
9	MYBOYMYBOY	4	12.8m	21.0m (1)	18.2m (2)	2:15.99	29.89s	29.10s
6	HILLY	5	13.4m	3.2m (1)	4.0m (1)	2:16.04	30.17s	30.19s
2	BRETTS HOPE	6	13.7m	4.4m (0)	4.6m (0)	2:16.06	30.12s	30.17s
7	GLAMOUR FOX	7	14.7m	8.8m (0)	9.2m (0)	2:16.14	30.13s	29.90s
3	ALL SO SASSY	8	16.3m	12.6m (1)	11.2m (1)	2:16.26	30.00s	29.87s
10	JACKS LAST HOO RAA	9	17.9m	15.0m (0)	15.4m (1)	2:16.38	30.13s	29.68s

## Finish Position and metres gained

First Arrow shows distance gain/loss from 2nd Qtr to 3rd Qtr, Second Arrow shows distance gain/loss from 3rd Qtr to Finish  
Blue arrow indicates best gain in these quarters



800

Visual positions in race at 2nd Quarter



400

Visual positions in race at 3rd Quarter



# Albury Race 4 Distance 1770m

Tuesday, 9 April 2024


Gross Time: 2:14.50 MileRate: 2:02.30 LeadTime: 11.20s First Qtr: 30.80s Second Qtr: 32.60s Third Qtr: 29.90s Fourth Qtr: 30.00s

DATA TABLE: 800 / 400 Posi's are position from leader and (how wide the horse was at that position)

No	Horse	Plc	Mar	800 Posi	400 Posi	Time	3rd Qtr	4th Qt
6	SCOTTIE MACH	1	0.0m	13.4m (1)	8.8m (2)	2:14.50	29.56s	29.34s
1	BLUES TERROR	2	0.4m	4.2m (0)	5.2m (0)	2:14.53	29.98s	29.64s
10	BETTERTHANTHEBOYZ	3	0.8m	17.6m (1)	13.6m (2)	2:14.56	29.60s	29.05s
5	CALL ME DRAGON	4	1.3m	0.6m (1)	0.2m (1)	2:14.60	29.87s	30.08s
3	MELATI BOY	5	2.0m	0.0m (0)	0.0m (0)	2:14.66	29.90s	30.15s
2	ROLL THE ACES	6	2.6m	9.0m (1)	3.4m (2)	2:14.70	29.48s	29.94s
4	SOKYS FALCON	7	4.0m	5.2m (1)	5.0m (1)	2:14.81	29.89s	29.93s
7	OURMATE GEEJAY	8	8.5m	9.2m (0)	11.2m (1)	2:15.17	30.05s	29.80s
9	MYRUNA	9	21.4m	19.2m (0)	23.4m (1)	2:16.18	30.21s	29.85s
8	THIS YANKEE ROCKS	10	23.1m	14.4m (0)	18.0m (0)	2:16.32	30.17s	30.38s

## Finish Position and metres gained

First Arrow shows distance gain/loss from 2nd Qtr to 3rd Qtr, Second Arrow shows distance gain/loss from 3rd Qtr to Finish. Blue arrow indicates best gain in these quarters.



800

Visual positions in race at 2nd Quarter



400

Visual positions in race at 3rd Quarter



# Albury Race 5 Distance 1770m

Tuesday, 9 April 2024



Gross Time: 2:11.60 MileRate: 1:59.70 LeadTime: 10.80s First Qtr: 30.20s Second Qtr: 31.10s Third Qtr: 29.70s Fourth Qtr: 29.80s

DATA TABLE: 800 / 400 Posi's are position from leader and (how wide the horse was at that position)

No	Horse	Plc	Mar	800 Posi	400 Posi	Time	3rd Qtr	4th Qt
4	SLIPPIN THE LIFE	1	0.0m	9.4m (1)	8.4m (2)	2:11.60	29.63s	29.18s
6	HES A TERROR	2	5.0m	0.2m (1)	2.6m (1)	2:11.99	29.88s	29.98s
2	BARWEN STORM	3	6.9m	0.0m (0)	0.0m (0)	2:12.14	29.70s	30.31s
5	IMPERIOUS	4	8.6m	4.6m (1)	7.0m (1)	2:12.27	29.88s	29.92s
1	TIPPING POINT	5	10.0m	3.8m (0)	4.0m (0)	2:12.38	29.71s	30.24s
9	SYLVIA KAY	6	12.3m	18.0m (1)	13.0m (1)	2:12.56	29.33s	29.75s
8	GLAMORS SYMBOL	7	16.2m	8.0m (0)	8.6m (0)	2:12.86	29.74s	30.36s
3	EMIKO	8	17.1m	12.4m (0)	13.4m (0)	2:12.94	29.77s	30.07s
7	ROBUST EASTON	9	17.8m	29.4m (0)	19.2m (0)	2:12.99	28.95s	29.70s
10	ACHERON	10	18.2m	14.2m (1)	11.2m (3)	2:13.02	29.48s	30.32s

## Finish Position and metres gained

First Arrow shows distance gain/loss from 2nd Qtr to 3rd Qtr, Second Arrow shows distance gain/loss from 3rd Qtr to Finish  
Blue arrow indicates best gain in these quarters.



# Albury Race 6 Distance 1770m

Tuesday, 9 April 2024

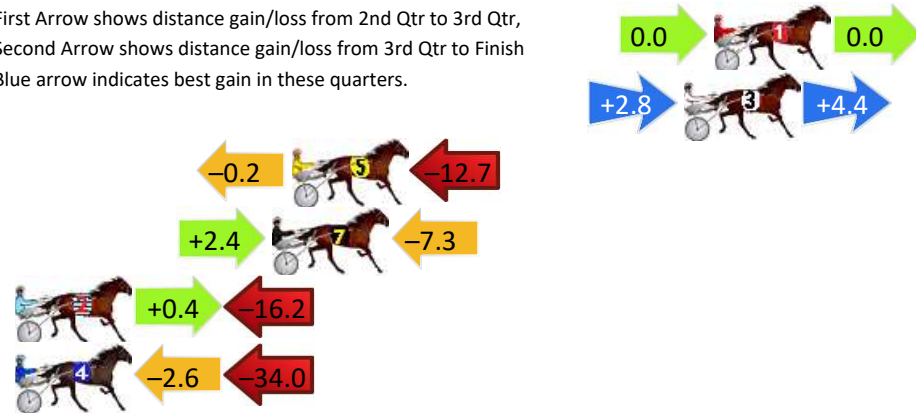
Gross Time: 2:15.20 MileRate: 2:02.90 LeadTime: 11.10s First Qtr: 31.40s Second Qtr: 33.10s Third Qtr: 30.90s Fourth Qtr: 28.70s

DATA TABLE: 800 / 400 Posi's are position from leader and (how wide the horse was at that position)

NoHorse	Plc	Mar	800 Posi	400 Posi	Time	3rd Qtr	4th Qt
1 SURAZ	1	0.0m	0.0m (0)	0.0m (0)	2:15.20	30.90s	28.70s
3 ADIEU MIKENNIS	2	1.2m	8.4m (0)	5.6m (1)	2:15.29	30.68s	28.39s
5 PROMISE ME TINTIN	3	16.9m	4.0m (0)	4.2m (0)	2:16.47	30.95s	29.61s
7 JOLTED LOVER	4	17.7m	12.8m (0)	10.4m (1)	2:16.53	30.74s	29.22s
2 BLAZING	5	32.6m	16.8m (0)	16.4m (1)	2:17.66	30.91s	29.86s
4 NORDIC ICE DRIFT	6	57.6m	21.0m (0)	23.6m (0)	2:19.54	31.19s	31.13s

## Finish Position and metres gained

First Arrow shows distance gain/loss from 2nd Qtr to 3rd Qtr, Second Arrow shows distance gain/loss from 3rd Qtr to Finish. Blue arrow indicates best gain in these quarters.



8  
0  
0

Visual positions in race at 2nd Quarter



4  
0  
0

Visual positions in race at 3rd Quarter



# Albury Race 7 Distance 1770m

Tuesday, 9 April 2024

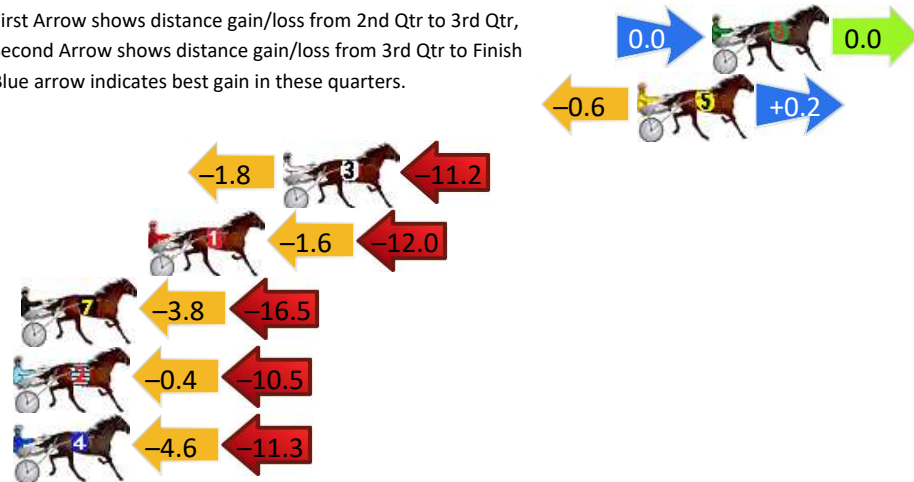
Gross Time: 2:13.60 MileRate: 2:01.50 LeadTime: 10.90s First Qtr: 31.50s Second Qtr: 32.30s Third Qtr: 30.10s Fourth Qtr: 28.80s

DATA TABLE: 800 / 400 Posi's are position from leader and (how wide the horse was at that position)

No	Horse	Plc	Mar	800 Posi	400 Posi	Time	3rd Qtr	4th Qt
6	ANTETOKOUNMPO	1	0.0m	0.0m (0)	0.0m (0)	2:13.60	30.10s	28.80s
5	OLE CHESTER	2	3.0m	2.6m (1)	3.2m (1)	2:13.83	30.14s	28.79s
3	KAMIKAZE SCOOB	3	17.2m	4.2m (0)	6.0m (0)	2:14.90	30.25s	29.60s
1	SHIRLEY HALL	4	22.6m	9.0m (0)	10.6m (0)	2:15.31	30.24s	29.66s
7	REASON TO LAUGH	5	27.7m	7.4m (1)	11.2m (1)	2:15.69	30.40s	29.98s
2	EASTBRO DANI	6	28.3m	17.4m (1)	17.8m (1)	2:15.74	30.15s	29.55s
4	ALISKI	7	29.1m	13.2m (0)	17.8m (0)	2:15.80	30.46s	29.61s

## Finish Position and metres gained

First Arrow shows distance gain/loss from 2nd Qtr to 3rd Qtr, Second Arrow shows distance gain/loss from 3rd Qtr to Finish. Blue arrow indicates best gain in these quarters.



800

Visual positions in race at 2nd Quarter



400

Visual positions in race at 3rd Quarter

