

Menangle Race 1 Distance 1609m

Tuesday, 9 April 2024


Gross Time: 1:57.80 MileRate: 1:56.40 LeadTime: 0.00s First Qtr: 29.40s Second Qtr: 30.20s Third Qtr: 29.50s Fourth Qtr: 28.70s


DATA TABLE: 800 / 400 Posi's are position from leader and (how wide the horse was at that position)

No	Horse	Plc	Mar	800 Posi	400 Posi	Time	3rd Qtr	4th Qt
12	LEAF STRIDE	1	0.0m	8.6m (0)	0.0m (1)	1:56.40	28.88s	28.70s
3	DOWN UNDER EARL	2	2.0m	4.0m (0)	4.2m (0)	1:57.99	29.51s	28.54s
6	MELPARK MAGIC	3	11.8m	0.0m (0)	0.2m (0)	1:58.72	29.53s	29.53s
10	FLASH KYVALLEY	4	14.5m	12.8m (0)	9.0m (0)	1:58.92	29.23s	29.09s
11	PHARISEE	5	15.2m	17.4m (0)	14.0m (0)	1:58.97	29.26s	28.79s
7	TEDESCO	6	24.9m	30.8m (0)	23.6m (0)	1:59.69	28.98s	28.79s
8	OH NOVA LOVE	7	26.8m	37.0m (1)	26.2m (1)	1:59.84	28.72s	28.74s
5	SHOULD BEBARCA	8	33.2m	26.4m (0)	34.6m (1)	2:00.32	30.09s	28.60s
9	TWIXTEN	9	41.5m	38.6m (0)	36.0m (0)	2:00.93	29.32s	29.09s
13	MONARCH STRIDE	10	42.1m	42.4m (1)	35.0m (2)	2:00.97	28.97s	29.21s
14	ALDEBARAN JENSEN	11	45.9m	49.4m (0)	43.2m (0)	2:01.26	29.05s	28.89s
2	KYLIES LIFE	12	72.9m	22.0m (0)	51.4m (1)	2:03.27	31.65s	30.23s
4	YOUNG SON	13	250.4m	180.0m (0)	180.0m (0)	2:16.51	29.57s	33.72s
1	IM THE COMMANDO	14	474.5m	350.0m (0)	350.0m (0)	2:33.22	29.62s	37.58s

Finish Position and metres gained

First Arrow shows distance gain/loss from 2nd Qtr to 3rd Qtr, Second Arrow shows distance gain/loss from 3rd Qtr to Finish
Blue arrow indicates best gain in these quarters.





Menangle Race 2 Distance 1609m

Tuesday, 9 April 2024


Gross Time: 1:55.40 MileRate: 1:55.40 LeadTime: 0.00s First Qtr: 27.90s Second Qtr: 30.20s Third Qtr: 28.80s Fourth Qtr: 28.50s

DATA TABLE: 800 / 400 Posi's are position from leader and (how wide the horse was at that position)

NoHorse	Plc	Mar	800 Posi	400 Posi	Time	3rd Qtr	4th Qt
2 KNOCKAWARWON	1	0.0m	0.0m (0)	0.0m (0)	1:55.40	28.80s	28.50s
7 OJENNY MAY	2	2.3m	17.0m (1)	19.0m (3)	1:55.54	28.94s	27.32s
8 WILL I AM	3	4.5m	21.0m (1)	23.2m (2)	1:55.71	28.95s	27.18s
6 WHAT FOR	4	5.6m	7.8m (0)	13.6m (0)	1:55.79	29.21s	27.93s
1 SEEMESHINEYHEELS	5	6.2m	4.0m (0)	9.0m (0)	1:55.83	29.16s	28.30s
5 BELL RIVERKID	6	6.3m	4.8m (1)	6.8m (1)	1:55.84	28.94s	28.46s
4 MERCURIUS	7	6.3m	13.0m (1)	15.2m (2)	1:55.85	28.95s	27.87s
3 CARIBBEAN RUNA	8	19.4m	9.0m (1)	11.2m (1)	1:56.82	28.96s	29.08s
9 LETTUCE GO MIKI	9	30.3m	15.0m (0)	18.6m (0)	1:57.63	29.06s	29.33s

Finish Position and metres gained

First Arrow shows distance gain/loss from 2nd Qtr to 3rd Qtr, Second Arrow shows distance gain/loss from 3rd Qtr to Finish. Blue arrow indicates best gain in these quarters.



800

Visual positions in race at 2nd Quarter



400

Visual positions in race at 3rd Quarter

Menangle Race 3 Distance 1609m

Tuesday, 9 April 2024

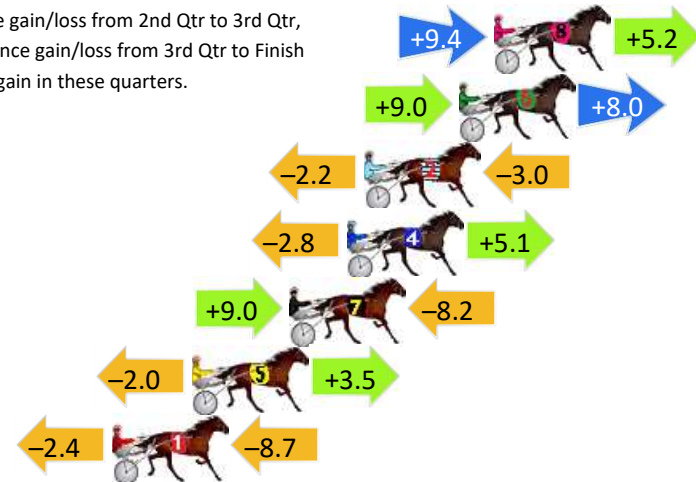
Gross Time: 1:58.20 MileRate: 1:58.20 LeadTime: 0.00s First Qtr: 27.70s Second Qtr: 33.10s Third Qtr: 30.80s Fourth Qtr: 26.60s

DATA TABLE: 800 / 400 Posi's are position from leader and (how wide the horse was at that position)

No	Horse	Plc	Mar	800 Posi	400 Posi	Time	3rd Qtr	4th Qt
8	PEACE OUT	1	0.0m	14.6m (1)	5.2m (1)	1:58.20	30.10s	26.26s
6	OUR DANCE MONKEY	2	1.4m	18.4m (0)	9.4m (1)	1:58.28	30.12s	26.07s
2	LONDON BABY	3	5.2m	0.0m (0)	2.2m (0)	1:58.56	30.97s	26.80s
4	SUGAR RUSH	4	5.9m	8.2m (0)	11.0m (0)	1:58.63	30.97s	26.26s
7	CRUSADER MISS	5	8.2m	9.0m (1)	0.0m (1)	1:58.80	30.20s	27.14s
5	LA FEAST	6	12.1m	13.6m (0)	15.6m (1)	1:59.09	30.92s	26.37s
1	WINDY HILL LUCY	7	15.3m	4.2m (0)	6.6m (0)	1:59.33	31.02s	27.18s

Finish Position and metres gained

First Arrow shows distance gain/loss from 2nd Qtr to 3rd Qtr, Second Arrow shows distance gain/loss from 3rd Qtr to Finish
Blue arrow indicates best gain in these quarters.



8
0
0

Visual positions in race at 2nd Quarter



4
0
0

Visual positions in race at 3rd Quarter



Menangle Race 4 Distance 1609m

Tuesday, 9 April 2024

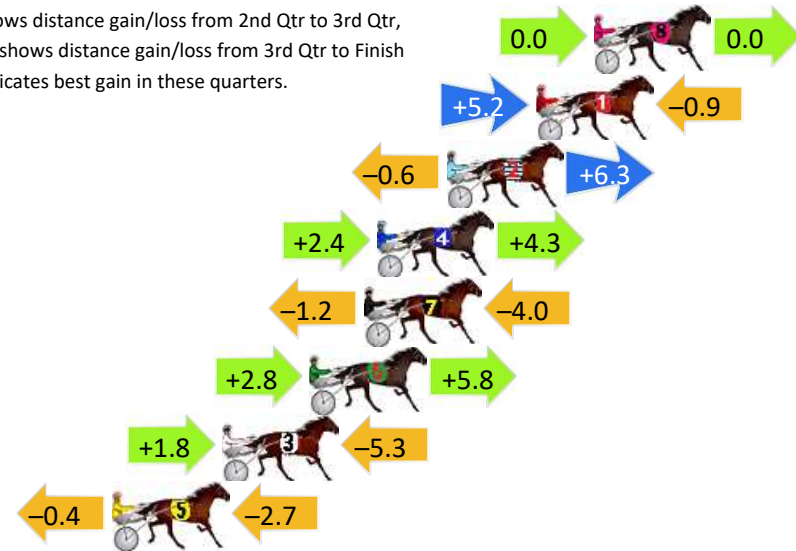
Gross Time: 1:53.70 MileRate: 1:53.70 LeadTime: 0.00s First Qtr: 26.40s Second Qtr: 31.50s Third Qtr: 28.80s Fourth Qtr: 27.00s

DATA TABLE: 800 / 400 Posi's are position from leader and (how wide the horse was at that position)

No	Horse	Plc	Mar	800 Posi	400 Posi	Time	3rd Qtr	4th Qt
8	HARRYS DEAL	1	0.0m	0.0m (0)	0.0m (0)	1:53.70	28.80s	27.00s
1	MONTEFIORE	2	2.3m	6.6m (1)	1.4m (1)	1:53.85	28.44s	27.06s
2	POWER UP	3	5.9m	11.6m (0)	12.2m (0)	1:54.11	28.83s	26.58s
4	MINI MINE YET	4	8.7m	15.4m (1)	13.0m (2)	1:54.32	28.62s	26.71s
7	SNOW HUNTER	5	9.2m	4.0m (0)	5.2m (0)	1:54.36	28.89s	27.27s
6	KATES VIRTUE	6	11.4m	20.0m (1)	17.2m (2)	1:54.52	28.59s	26.61s
3	GIMME A REASON	7	14.9m	11.4m (1)	9.6m (1)	1:54.78	28.69s	27.36s
5	OUR REDEMPTION	8	19.3m	16.2m (0)	16.6m (0)	1:55.11	28.83s	27.18s


Finish Position and metres gained

First Arrow shows distance gain/loss from 2nd Qtr to 3rd Qtr, Second Arrow shows distance gain/loss from 3rd Qtr to Finish
Blue arrow indicates best gain in these quarters.



8
0
0

Visual positions in race at 2nd Quarter



4
0
0

Visual positions in race at 3rd Quarter



Menangle Race 5 Distance 1609m

Tuesday, 9 April 2024




Gross Time: 1:55.40 MileRate: 1:55.40 LeadTime: 0.00s First Qtr: 28.10s Second Qtr: 30.60s Third Qtr: 29.30s Fourth Qtr: 27.40s

DATA TABLE: 800 / 400 Posi's are position from leader and (how wide the horse was at that position)

No	Horse	Plc	Mar	800 Posi	400 Posi	Time	3rd Qtr	4th Qt
2	ITS CONFIDENTIAL	1	0.0m	11.6m (1)	10.2m (2)	1:55.40	29.18s	26.71s
5	HEZATREACHEROUS	2	0.2m	0.0m (0)	0.0m (0)	1:55.45	29.30s	27.41s
7	GO WITHOUT	3	0.8m	7.2m (1)	6.2m (1)	1:55.51	29.22s	27.03s
4	STAY FOOLISH	4	1.5m	12.4m (0)	14.8m (0)	1:55.54	29.44s	26.49s
9	RED SAPPHIRE	5	3.0m	3.2m (1)	1.8m (1)	1:55.66	29.20s	27.48s
1	ZERON	6	6.3m	4.2m (0)	5.0m (0)	1:55.90	29.36s	27.49s
3	LOCKITINEDDY	7	6.6m	8.2m (0)	9.4m (0)	1:55.92	29.38s	27.21s
6	PETES CRUNCH TIME	8	11.9m	16.6m (0)	21.4m (0)	1:56.32	29.62s	26.75s
8	WARRAWEES SHOUT	9	26.2m	15.8m (1)	16.2m (1)	1:57.38	29.35s	28.08s

Finish Position and metres gained

First Arrow shows distance gain/loss from 2nd Qtr to 3rd Qtr, Second Arrow shows distance gain/loss from 3rd Qtr to Finish
Blue arrow indicates best gain in these quarters.



Menangle Race 6 Distance 1609m

Tuesday, 9 April 2024

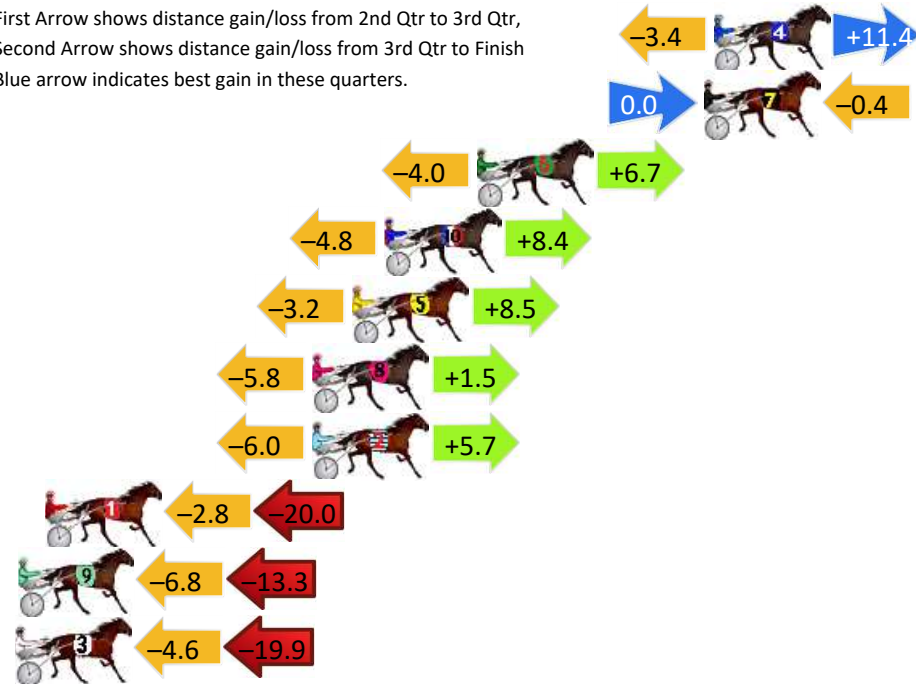
Gross Time: 1:54.90 MileRate: 1:54.90 LeadTime: 0.00s First Qtr: 27.70s Second Qtr: 29.40s Third Qtr: 29.10s Fourth Qtr: 28.70s

DATA TABLE: 800 / 400 Posi's are position from leader and (how wide the horse was at that position)

No	Horse	Plc	Mar	800 Posi	400 Posi	Time	3rd Qtr	4th Qt
4	FIFTYSHADES CRESCO	1	0.0m	8.0m (0)	11.4m (0)	1:54.90	29.34s	27.89s
7	KATLAS DREAM	2	0.4m	0.0m (0)	0.0m (0)	1:54.95	29.10s	28.73s
6	AERODYNE GUY	3	9.5m	12.2m (0)	16.2m (0)	1:55.62	29.38s	28.22s
10	DON KEE	4	13.2m	16.8m (0)	21.6m (0)	1:55.89	29.44s	28.10s
5	CRAZY SHIPPO	5	14.5m	19.8m (1)	23.0m (3)	1:55.99	29.33s	28.09s
8	RUM DELIGHT	6	16.1m	11.8m (1)	17.6m (2)	1:56.11	29.52s	28.59s
2	HALLOWEEN	7	16.1m	15.8m (1)	21.8m (2)	1:56.11	29.53s	28.29s
1	GENTLE GIANT	8	26.8m	4.0m (0)	6.8m (0)	1:56.91	29.31s	30.13s
9	TELL ME THIS	9	27.9m	7.8m (1)	14.6m (1)	1:56.99	29.60s	29.65s
3	THE GOLDEN CROSS	10	28.1m	3.6m (1)	8.2m (1)	1:57.01	29.44s	30.12s

Finish Position and metres gained

First Arrow shows distance gain/loss from 2nd Qtr to 3rd Qtr, Second Arrow shows distance gain/loss from 3rd Qtr to Finish
Blue arrow indicates best gain in these quarters.



800

Visual positions in race at 2nd Quarter



400

Visual positions in race at 3rd Quarter



Menangle Race 7 Distance 1609m

Tuesday, 9 April 2024

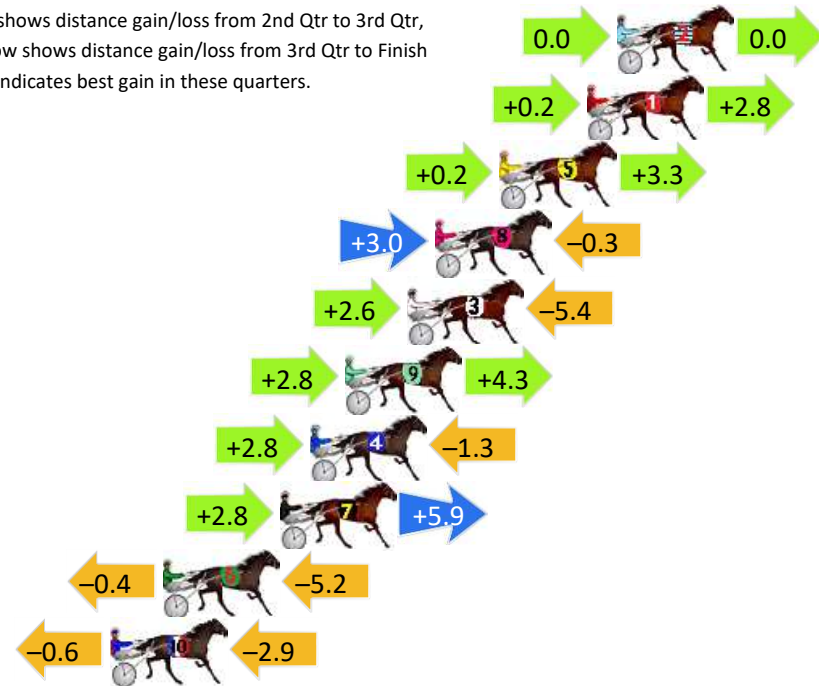
Gross Time: 1:56.30 MileRate: 1:56.30 LeadTime: 0.00s First Qtr: 28.20s Second Qtr: 31.50s Third Qtr: 29.50s Fourth Qtr: 27.10s

DATA TABLE: 800 / 400 Posi's are position from leader and (how wide the horse was at that position)

No	Horse	Plc	Mar	800 Posi	400 Posi	Time	3rd Qtr	4th Qt
2	PROTAGONIST	1	0.0m	0.0m (0)	0.0m (0)	1:56.30	29.50s	27.10s
1	CORZAN DRAMA	2	1.2m	4.2m (0)	4.0m (0)	1:56.41	29.48s	26.91s
5	SHARK DANCER	3	4.7m	8.2m (0)	8.0m (0)	1:56.67	29.48s	26.88s
8	ROYAL VINCENT	4	7.3m	10.0m (1)	7.0m (2)	1:56.87	29.29s	27.12s
3	MICHAEL CAINE	5	8.4m	5.6m (1)	3.0m (1)	1:56.95	29.33s	27.46s
9	EXPLOSIVE BRONSKI	6	10.9m	18.0m (1)	15.2m (2)	1:57.14	29.29s	26.81s
4	KNIGHT WALKER	7	12.3m	13.8m (1)	11.0m (2)	1:57.24	29.31s	27.19s
7	WATCH ME REACT	8	13.5m	22.2m (1)	19.4m (2)	1:57.33	29.29s	26.70s
6	LINCS POOR BOY	9	18.2m	12.6m (0)	13.0m (0)	1:57.68	29.54s	27.45s
10	THE REAL ROCKETMAN	10	20.3m	16.8m (0)	17.4m (0)	1:57.84	29.55s	27.30s

Finish Position and metres gained

First Arrow shows distance gain/loss from 2nd Qtr to 3rd Qtr, Second Arrow shows distance gain/loss from 3rd Qtr to Finish
Blue arrow indicates best gain in these quarters.



800

Visual positions in race at 2nd Quarter



400

Visual positions in race at 3rd Quarter

Menangle Race 8 Distance 1609m

Tuesday, 9 April 2024



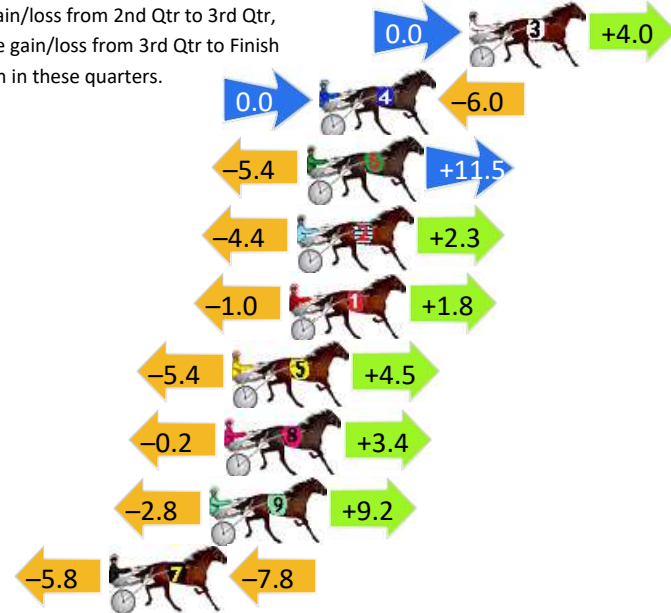
Gross Time: 1:55.00 MileRate: 1:55.00 LeadTime: 0.00s First Qtr: 27.70s Second Qtr: 30.70s Third Qtr: 28.80s Fourth Qtr: 27.80s

DATA TABLE: 800 / 400 Posi's are position from leader and (how wide the horse was at that position)

NoHorse	Plc	Mar	800 Posi	400 Posi	Time	3rd Qtr	4th Qt
3 RYANS GANGSTER	1	0.0m	4.0m (0)	4.0m (0)	1:55.00	28.80s	27.52s
4 PRINCE OF PEACE	2	6.0m	0.0m (0)	0.0m (0)	1:55.49	28.81s	28.21s
6 KATCHAR SHOOBEE	3	6.5m	12.6m (1)	18.0m (2)	1:55.53	29.17s	27.01s
2 SPIRIT AND SOUL	4	6.9m	4.8m (1)	9.2m (2)	1:55.56	29.11s	27.64s
1 VOLANDO DENARIO	5	7.2m	8.0m (0)	9.0m (0)	1:55.57	28.87s	27.68s
5 HAS THE COURAGE	6	9.5m	8.6m (1)	14.0m (2)	1:55.75	29.17s	27.49s
8 CAPTAIN BLOOD	7	9.8m	13.0m (0)	13.2m (0)	1:55.77	28.81s	27.57s
9 MAGIC MATTEO	8	10.4m	16.8m (1)	19.6m (1)	1:55.82	28.99s	27.16s
7 AGIFTFROMTHEANGELS	9	14.4m	0.8m (1)	6.6m (1)	1:56.11	29.22s	28.34s

Finish Position and metres gained

First Arrow shows distance gain/loss from 2nd Qtr to 3rd Qtr, Second Arrow shows distance gain/loss from 3rd Qtr to Finish
Blue arrow indicates best gain in these quarters.



Menangle Race 9 Distance 1609m

Tuesday, 9 April 2024

Gross Time: 1:55.30 MileRate: 1:55.30 LeadTime: 0.00s First Qtr: 27.40s Second Qtr: 30.90s Third Qtr: 29.30s Fourth Qtr: 27.70s

DATA TABLE: 800 / 400 Posi's are position from leader and (how wide the horse was at that position)

No	Horse	Plc	Mar	800 Posi	400 Posi	Time	3rd Qtr	4th Qt
2	CARRERA SUNSET	1	0.0m	8.0m (1)	8.2m (2)	1:55.30	29.30s	27.14s
7	SON OF THE SHARK	2	3.6m	16.4m (1)	16.8m (2)	1:55.53	29.30s	26.79s
6	IL BANDITO	3	4.2m	12.8m (0)	12.4m (0)	1:55.57	29.26s	27.14s
9	NEPTUNE	4	4.7m	0.0m (0)	0.0m (0)	1:55.62	29.31s	28.02s
8	JUST AS WELL	5	5.3m	4.4m (0)	4.2m (0)	1:55.67	29.29s	27.78s
3	ROCKNROLL GIG	6	6.3m	12.2m (1)	12.8m (2)	1:55.74	29.33s	27.25s
10	SIR RICHARD LEE	7	7.5m	16.8m (0)	16.8m (0)	1:55.83	29.28s	27.06s
1	NO DRAMAS	8	9.5m	8.8m (0)	8.4m (0)	1:55.98	29.27s	27.78s
5	ANANAIS	9	14.4m	4.0m (1)	4.4m (1)	1:56.34	29.35s	28.39s

Finish Position and metres gained

First Arrow shows distance gain/loss from 2nd Qtr to 3rd Qtr, Second Arrow shows distance gain/loss from 3rd Qtr to Finish
Blue arrow indicates best gain in these quarters.

