

Bathurst Race 1 Distance 1730m

Wednesday, 10 April 2024


Gross Time: 2:04.20 MileRate: 1:55.50 LeadTime: 8.10s First Qtr: 28.40s Second Qtr: 28.60s Third Qtr: 29.20s Fourth Qtr: 29.90s

DATA TABLE: 800 / 400 Posi's are position from leader and (how wide the horse was at that position)

No	Horse	Plc	Mar	800 Posi	400 Posi	Time	3rd Qtr	4th Qt
9	HUMBLE	1	0.0m	9.4m (0)	9.8m (0)	2:04.20	29.24s	29.17s
5	BETTING RANGER	2	2.1m	1.4m (1)	3.0m (1)	2:04.36	29.32s	29.83s
2	DELIGHTFUL STAR	3	3.3m	0.0m (0)	0.0m (0)	2:04.46	29.20s	30.15s
1	BLAZIN CHIMES	4	5.1m	5.0m (0)	4.8m (0)	2:04.60	29.19s	29.92s
6	NIKALONG MINT	5	8.4m	18.2m (0)	15.8m (0)	2:04.86	29.03s	29.35s
4	HALL MOST AN ANGEL	6	12.2m	13.4m (0)	14.2m (3)	2:05.16	29.26s	29.75s
10	BEACHRIDE	7	12.9m	11.8m (1)	9.6m (3)	2:05.21	29.04s	30.15s
3	BONJORGE	8	25.3m	6.6m (1)	9.2m (1)	2:06.18	29.38s	31.10s
7	WATCH THE GREAT ONE	9	28.4m	3.0m (2)	8.2m (2)	2:06.42	29.56s	31.40s
8	SANTA KLAWS	10	57.1m	21.4m (1)	23.4m (1)	2:08.67	29.32s	32.40s

Finish Position and metres gained

First Arrow shows distance gain/loss from 2nd Qtr to 3rd Qtr, Second Arrow shows distance gain/loss from 3rd Qtr to Finish. Blue arrow indicates best gain in these quarters.



800

Visual positions in race at 2nd Quarter



400

Visual positions in race at 3rd Quarter



Bathurst Race 2 Distance 1730m

Wednesday, 10 April 2024


Gross Time: 2:07.50 MileRate: 1:58.60 LeadTime: 8.10s First Qtr: 31.10s Second Qtr: 31.00s Third Qtr: 28.50s Fourth Qtr: 28.80s

DATA TABLE: 800 / 400 Posi's are position from leader and (how wide the horse was at that position)

No	Horse	Plc	Mar	800 Posi	400 Posi	Time	3rd Qtr	4th Qt
3	TUAPEKA LOU	1	0.0m	0.0m (0)	0.0m (0)	2:07.50	28.50s	28.80s
10	BETTING JEWEL	2	2.1m	11.4m (1)	6.2m (2)	2:07.66	28.13s	28.51s
6	YES YOU MAY	3	2.8m	12.2m (0)	12.8m (0)	2:07.71	28.55s	28.08s
1	CHASIN BETTER DAYS	4	4.3m	4.0m (0)	4.0m (0)	2:07.83	28.50s	28.82s
9	HUNTER SHANNON	5	4.8m	8.0m (0)	8.4m (0)	2:07.86	28.53s	28.54s
7	OURSWEETPOG	6	7.6m	16.4m (0)	17.0m (0)	2:08.07	28.55s	28.13s
8	SCRUFFY	7	9.3m	20.4m (1)	14.4m (2)	2:08.20	28.07s	28.43s
4	THE ROGUE I AM	8	9.7m	15.8m (1)	10.2m (2)	2:08.23	28.10s	28.76s
5	ULAANBAATAR	9	11.8m	7.2m (1)	2.4m (1)	2:08.39	28.15s	29.47s

Finish Position and metres gained

First Arrow shows distance gain/loss from 2nd Qtr to 3rd Qtr, Second Arrow shows distance gain/loss from 3rd Qtr to Finish
Blue arrow indicates best gain in these quarters.



800

Visual positions in race at 2nd Quarter



400

Visual positions in race at 3rd Quarter



Bathurst Race 3 Distance 1730m


Wednesday, 10 April 2024

Gross Time: 2:05.50 MileRate: 1:56.70 LeadTime: 8.50s First Qtr: 27.50s Second Qtr: 30.70s Third Qtr: 29.00s Fourth Qtr: 29.80s

DATA TABLE: 800 / 400 Posi's are position from leader and (how wide the horse was at that position)

No	Horse	Plc	Mar	800 Posi	400 Posi	Time	3rd Qtr	4th Qt
5	LETTYS REASON	1	0.0m	12.6m (0)	13.6m (0)	2:05.50	29.09s	28.79s
3	NIFTY RONALD	2	6.1m	4.2m (0)	5.2m (0)	2:05.98	29.07s	29.87s
9	BEER MONEY	3	7.6m	5.6m (1)	5.2m (2)	2:06.09	28.97s	29.98s
2	TOSSIES SON	4	7.7m	9.6m (1)	9.2m (2)	2:06.10	28.97s	29.69s
1	MARVELLOUS MAC	5	8.0m	0.0m (0)	0.0m (0)	2:06.12	28.99s	30.39s
6	KEEPERS IDEAL	6	14.5m	17.6m (1)	13.2m (4)	2:06.63	28.68s	29.90s
11	ROCKINDOWNUNDE R	7	15.4m	13.6m (1)	12.4m (3)	2:06.70	28.91s	30.02s
7	FLYING COLOURS	8	16.5m	21.8m (1)	17.2m (2)	2:06.79	28.66s	29.75s
10	HUNK OF SPUNK	9	18.0m	8.4m (0)	8.8m (1)	2:06.91	29.02s	30.48s
4	BO DUKE	10	28.3m	1.0m (1)	2.6m (1)	2:07.71	29.09s	31.70s

Finish Position and metres gained



800

Visual positions in race at 2nd Quarter



400

Visual positions in race at 3rd Quarter



Powered by

PJ Harness Analyser

Sectional Analysis Software

Not just form | Free Trial

www.facebook.com/PJHarnessRacing



RISE Digital, Harness Racing Australia nor the provider accepts any responsibility for the completeness or accuracy of any of the information contained herein, and makes no representations about its suitability for any particular purpose. Users should make their own judgements about those matters and/or seek independent advice. You assume all risks associated with use of data provided on this page

Bathurst Race 4 Distance 2260m

Wednesday, 10 April 2024

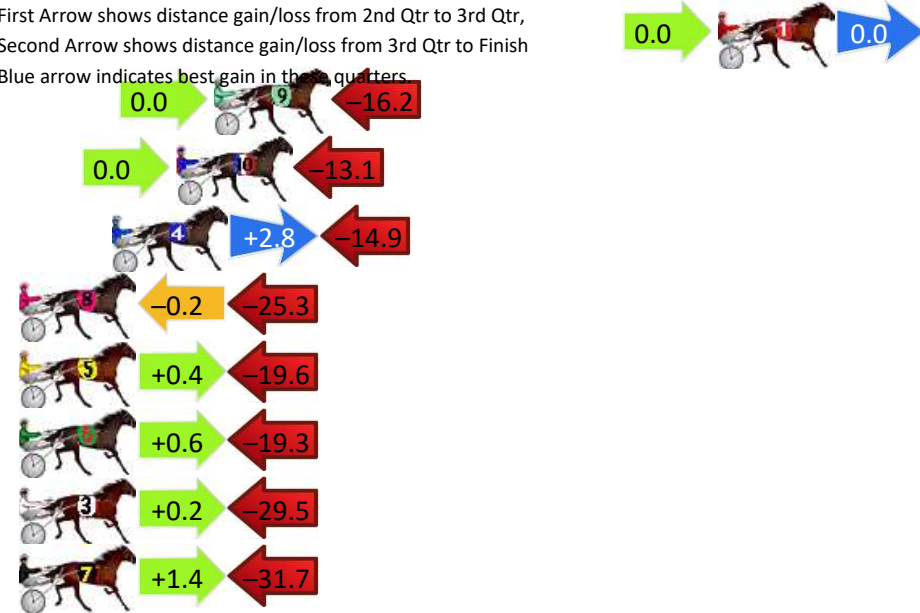
Gross Time: 2:45.00 MileRate: 1:57.50 LeadTime: 48.50s First Qtr: 31.00s Second Qtr: 29.00s Third Qtr: 28.20s Fourth Qtr: 28.30s

DATA TABLE: 800 / 400 Posi's are position from leader and (how wide the horse was at that position)

NoHorse	Plc	Mar	800 Posi	400 Posi	Time	3rd Qtr	4th Qt
1 ITZMINEONTHELINE	1	0.0m	0.0m (0)	0.0m (0)	2:45.00	28.20s	28.30s
9 SAILOR GIRL	2	20.2m	4.0m (0)	4.0m (0)	2:46.50	28.20s	29.44s
10 MAN MOUNTAIN	3	21.7m	8.6m (0)	8.6m (0)	2:46.61	28.20s	29.22s
4 BETTOR KEPPEL	4	24.3m	12.2m (1)	9.4m (2)	2:46.81	28.00s	29.35s
8 TERRYRAMA	5	28.3m	2.8m (1)	3.0m (1)	2:47.10	28.21s	30.08s
5 TAMANISHA TERROR	6	32.2m	13.0m (0)	12.6m (1)	2:47.39	28.17s	29.68s
6 DON ARTHUR	7	36.1m	17.4m (0)	16.8m (0)	2:47.68	28.16s	29.66s
3 NO ALIBI	8	37.3m	8.0m (1)	7.8m (1)	2:47.77	28.18s	30.38s
7 SPEED DIAL	9	47.1m	16.8m (1)	15.4m (2)	2:48.50	28.10s	30.53s

Finish Position and metres gained

First Arrow shows distance gain/loss from 2nd Qtr to 3rd Qtr, Second Arrow shows distance gain/loss from 3rd Qtr to Finish. Blue arrow indicates best gain in the 3rd quarter.



800

Visual positions in race at 2nd Quarter



400

Visual positions in race at 3rd Quarter



Bathurst Race 5 Distance 1730m

Wednesday, 10 April 2024


Gross Time: 2:03.80 MileRate: 1:55.20 LeadTime: 8.00s First Qtr: 27.90s Second Qtr: 30.60s Third Qtr: 28.00s Fourth Qtr: 29.30s

DATA TABLE: 800 / 400 Posi's are position from leader and (how wide the horse was at that position)

No	Horse	Plc	Mar	800 Posi	400 Posi	Time	3rd Qtr	4th Qt
7	HEZ DUSTY	1	0.0m	15.0m (1)	11.6m (1)	2:03.80	27.78s	28.46s
5	COURT ON THE EDGE	2	1.4m	10.8m (1)	7.6m (1)	2:03.91	27.78s	28.85s
6	SMOOTH OVERARM	3	3.2m	20.4m (1)	15.6m (1)	2:04.05	27.68s	28.40s
9	MYRA DAWN	4	3.8m	16.4m (0)	17.0m (0)	2:04.09	28.06s	28.34s
4	MY CRACKLING ROSIE	5	6.9m	4.0m (0)	4.2m (0)	2:04.33	28.01s	29.50s
3	BULLY BOURNE	6	7.1m	0.0m (0)	0.0m (0)	2:04.35	27.99s	29.82s
8	ALTA DOWNS	7	10.7m	23.8m (0)	21.2m (0)	2:04.62	27.83s	28.54s
2	KINGSTON SHANNON	8	10.9m	8.2m (0)	8.8m (0)	2:04.64	28.04s	29.45s
1	JUNGLE BABY	9	11.4m	12.2m (0)	12.8m (0)	2:04.68	28.04s	29.20s
10	PAS DE CHEVAL	10	19.5m	6.0m (1)	3.6m (1)	2:05.30	27.80s	30.46s

Finish Position and metres gained

First Arrow shows distance gain/loss from 2nd Qtr to 3rd Qtr, Second Arrow shows distance gain/loss from 3rd Qtr to Finish
Blue arrow indicates best gain in these quarters.



800

Visual positions in race at 2nd Quarter



400

Visual positions in race at 3rd Quarter



Bathurst Race 6 Distance 1730m

Wednesday, 10 April 2024


Gross Time: 2:05.30 MileRate: 1:56.50 LeadTime: 8.30s First Qtr: 28.50s Second Qtr: 30.80s Third Qtr: 29.00s Fourth Qtr: 28.70s

DATA TABLE: 800 / 400 Posi's are position from leader and (how wide the horse was at that position)

NoHorse	Plc	Mar	800 Posi	400 Posi	Time	3rd Qtr	4th Qt
4 PACING HOPE	1	0.0m	12.4m (0)	12.6m (0)	2:05.30	29.01s	27.80s
1 MERAKI	2	2.6m	4.0m (0)	4.0m (0)	2:05.50	29.00s	28.60s
2 UNREAL FEELING	3	3.6m	0.0m (0)	0.0m (0)	2:05.57	29.00s	28.96s
3 MAID OF MONEY	4	5.9m	8.2m (1)	8.0m (2)	2:05.74	28.98s	28.55s
9 CAMSTAR ROAD	5	6.4m	8.0m (0)	8.2m (0)	2:05.78	29.01s	28.57s
8 CARBAGANOOSH	6	10.9m	20.8m (0)	20.0m (1)	2:06.12	28.94s	28.05s
5 WARRAWEE CRUZIN	7	12.4m	17.0m (0)	16.6m (0)	2:06.23	28.97s	28.40s
7 THE DANCER	8	24.7m	17.4m (1)	16.8m (2)	2:07.16	28.96s	29.26s
6 DANCE BABY DANCE	9	27.4m	12.4m (1)	12.6m (2)	2:07.36	29.02s	29.76s
10 GABBYS SPORTSTAR	10	38.2m	3.8m (1)	6.8m (1)	2:08.18	29.23s	30.94s


Finish Position and metres gained

First Arrow shows distance gain/loss from 2nd Qtr to 3rd Qtr, Second Arrow shows distance gain/loss from 3rd Qtr to Finish
Blue arrow indicates best gain in these quarters.



800

Visual positions in race at 2nd Quarter



400

Visual positions in race at 3rd Quarter



Bathurst Race 7 Distance 1730m

Wednesday, 10 April 2024

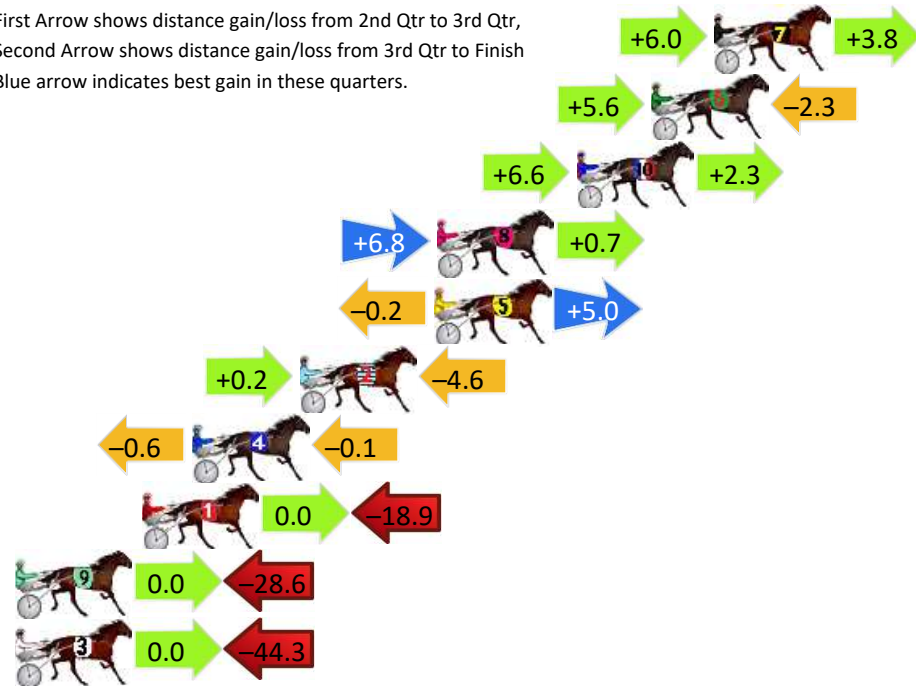
Gross Time: 2:06.60 MileRate: 1:57.80 LeadTime: 8.30s First Qtr: 28.80s Second Qtr: 30.80s Third Qtr: 29.80s Fourth Qtr: 28.90s

DATA TABLE: 800 / 400 Posi's are position from leader and (how wide the horse was at that position)

No	Horse	Plc	Mar	800 Posi	400 Posi	Time	3rd Qtr	4th Qt
7	IDEAL DENNY	1	0.0m	9.8m (1)	3.8m (2)	2:06.60	29.36s	28.63s
6	TULHURST DANCER	2	2.5m	5.8m (1)	0.2m (1)	2:06.79	29.39s	29.07s
10	TAPAGANOOSH	3	5.5m	14.4m (1)	7.8m (2)	2:07.02	29.32s	28.73s
8	THE HANDSOME ONE	4	11.1m	18.6m (1)	11.8m (1)	2:07.44	29.30s	28.85s
5	BELL RIVER BOY	5	11.2m	16.0m (0)	16.2m (0)	2:07.45	29.81s	28.54s
2	LUCKY ZARA	6	16.6m	12.2m (0)	12.0m (0)	2:07.86	29.79s	29.23s
4	DYNAMITE DEE	7	20.9m	20.2m (0)	20.8m (0)	2:08.19	29.84s	28.91s
1	MASAKE	8	22.9m	4.0m (0)	4.0m (0)	2:08.34	29.82s	30.26s
9	KISSED BY A ROSE	9	28.6m	0.0m (0)	0.0m (0)	2:08.77	29.83s	30.95s
3	DONT TELL PHYLLIS	10	52.3m	8.0m (0)	8.0m (0)	2:10.57	29.85s	32.08s

Finish Position and metres gained

First Arrow shows distance gain/loss from 2nd Qtr to 3rd Qtr, Second Arrow shows distance gain/loss from 3rd Qtr to Finish
Blue arrow indicates best gain in these quarters.



800

Visual positions in race at 2nd Quarter



400

Visual positions in race at 3rd Quarter



Bathurst Race 8 Distance 1730m

Wednesday, 10 April 2024


Gross Time: 2:07.10 MileRate: 1:58.30 LeadTime: 8.50s First Qtr: 28.70s Second Qtr: 32.30s Third Qtr: 29.30s Fourth Qtr: 28.30s

DATA TABLE: 800 / 400 Posi's are position from leader and (how wide the horse was at that position)

No	Horse	Plc	Mar	800 Posi	400 Posi	Time	3rd Qtr	4th Qt
10	LETTUCE NIPYA	1	0.0m	12.6m (1)	7.6m (2)	2:07.10	28.93s	27.77s
9	MAMMALS HEART	2	0.4m	12.4m (0)	7.6m (1)	2:07.13	28.95s	27.79s
2	HOOKEO ON WINNING	3	1.8m	8.0m (1)	3.2m (2)	2:07.23	28.95s	28.20s
3	FIFTY THREE STARS	4	10.2m	3.8m (1)	0.0m (1)	2:07.86	29.04s	29.02s
4	HALL CASH	5	13.7m	16.6m (1)	12.0m (2)	2:08.12	28.97s	28.42s
6	MACS A DUDE	6	15.3m	16.8m (0)	12.4m (1)	2:08.24	28.99s	28.50s
7	DREAM MELODY	7	15.4m	0.0m (0)	0.0m (0)	2:08.25	29.32s	29.38s
1	CHILLAX	8	18.7m	8.2m (0)	9.4m (0)	2:08.49	29.40s	28.95s
8	KNOW THE SCORE	9	19.5m	21.2m (1)	11.2m (3)	2:08.55	28.59s	28.88s
5	NIFTY SCHOOBEE	10	20.0m	4.2m (0)	5.0m (0)	2:08.59	29.38s	29.36s

Finish Position and metres gained

First Arrow shows distance gain/loss from 2nd Qtr to 3rd Qtr, Second Arrow shows distance gain/loss from 3rd Qtr to Finish Blue arrow indicates best gain in these quarters.



800

Visual positions in race at 2nd Quarter



400

Visual positions in race at 3rd Quarter



Bathurst Race 9 Distance 1730m

Wednesday, 10 April 2024




Gross Time: 2:10.20 MileRate: 2:01.10 LeadTime: 8.10s First Qtr: 28.10s Second Qtr: 33.60s Third Qtr: 30.90s Fourth Qtr: 29.50s

DATA TABLE: 800 / 400 Posi's are position from leader and (how wide the horse was at that position)

No	Horse	Plc	Mar	800 Posi	400 Posi	Time	3rd Qtr	4th Qt
10	JUDITH GWENDA	1	0.0m	10.6m (1)	8.2m (1)	2:10.20	30.71s	28.90s
4	IRK MCGLURK	2	5.1m	6.4m (1)	4.0m (1)	2:10.59	30.72s	29.58s
8	ERMINNIE QUINCE	3	7.7m	14.6m (1)	12.4m (1)	2:10.80	30.73s	29.16s
9	MAKE MINE BETTOR	4	8.2m	8.2m (0)	9.8m (0)	2:10.83	31.02s	29.38s
5	SUSIEQ SHANNON	5	9.7m	0.0m (0)	1.4m (0)	2:10.95	31.02s	30.11s
1	FOGWATCH	6	15.4m	4.0m (0)	5.4m (0)	2:11.39	31.02s	30.23s
7	BABYFACE QUINCE	7	21.9m	12.4m (0)	14.0m (0)	2:11.89	31.03s	30.08s
3	EMILYS PRINCE	8	23.2m	18.6m (1)	18.2m (1)	2:11.99	30.88s	29.87s
6	JILLIBY TSUNAMI	9	24.3m	2.4m (1)	0.0m (1)	2:12.08	30.76s	31.28s
2	NEVERTOOLATE	10	98.3m	65.0m (0)	75.0m (0)	2:17.80	31.69s	31.21s

Finish Position and metres gained

First Arrow shows distance gain/loss from 2nd Qtr to 3rd Qtr, Second Arrow shows distance gain/loss from 3rd Qtr to Finish
Blue arrow indicates best gain in these quarters.



Bathurst Race 10 Distance 1730m

Wednesday, 10 April 2024

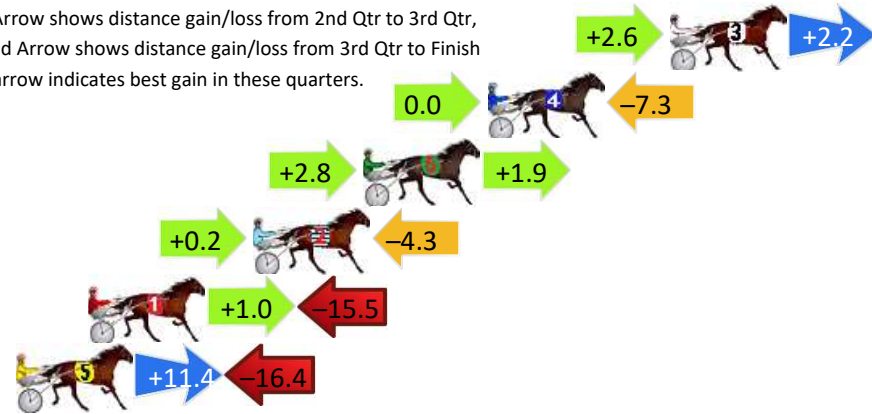
Gross Time: 2:08.60 MileRate: 1:59.60 LeadTime: 8.70s First Qtr: 29.70s Second Qtr: 32.50s Third Qtr: 29.90s Fourth Qtr: 27.80s

DATA TABLE: 800 / 400 Posi's are position from leader and (how wide the horse was at that position)

NoHorse	Plc	Mar	800 Posi	400 Posi	Time	3rd Qtr	4th Qt
3 JUNGLE DRAGON	1	0.0m	4.8m (0)	2.2m (1)	2:08.60	29.71s	27.65s
4 SHE THE DEVIL	2	7.3m	0.0m (0)	0.0m (0)	2:09.13	29.92s	28.30s
6 DOLLY ROCKET	3	12.3m	17.0m (0)	14.2m (1)	2:09.50	29.69s	27.67s
2 AIR BORN	4	16.7m	12.6m (0)	12.4m (0)	2:09.82	29.90s	28.10s
1 MOONLIGHT RIVER	5	23.3m	8.8m (0)	7.8m (0)	2:10.30	29.87s	28.87s
5 TULHURST PARTYGIRL	6	26.2m	21.2m (0)	9.8m (1)	2:10.52	29.13s	28.93s

Finish Position and metres gained

First Arrow shows distance gain/loss from 2nd Qtr to 3rd Qtr,
Second Arrow shows distance gain/loss from 3rd Qtr to Finish
Blue arrow indicates best gain in these quarters.



800

Visual positions in race at 2nd Quarter



400

Visual positions in race at 3rd Quarter

