

Penrith Race 1 Distance 1720m

Thursday, 11 April 2024


Gross Time: 2:04.50 MileRate: 1:56.50 LeadTime: 7.40s First Qtr: 29.70s Second Qtr: 30.40s Third Qtr: 28.20s Fourth Qtr: 28.80s

DATA TABLE: 800 / 400 Posi's are position from leader and (how wide the horse was at that position)

No	Horse	Plc	Mar	800 Posi	400 Posi	Time	3rd Qtr	4th Qt
7	HEAVENLY REASON	1	0.0m	9.1m (0)	7.3m (1)	2:04.50	28.08s	28.28s
3	BARTELLO	2	4.4m	11.7m (1)	9.3m (3)	2:04.83	28.04s	28.47s
2	THERES WALLY	3	4.7m	0.0m (0)	0.0m (0)	2:04.86	28.20s	29.16s
8	SEASTORIE	4	4.8m	13.4m (0)	11.9m (0)	2:04.86	28.10s	28.32s
5	SPORTS NARRATOR	5	5.1m	3.4m (1)	2.3m (1)	2:04.89	28.12s	29.03s
1	RIPSTONE SNORTER	6	5.5m	5.1m (0)	4.0m (0)	2:04.92	28.12s	28.94s
4	MITCHELLS RUN	7	8.7m	16.0m (1)	14.1m (3)	2:05.16	28.08s	28.46s
9	MERRYWOOD TONY	8	9.2m	20.3m (1)	16.9m (0)	2:05.20	27.98s	28.30s
10	COLIN BROMAC	9	10.4m	17.4m (0)	14.1m (2)	2:05.29	27.98s	28.59s
6	SINBINNED	10	31.7m	7.7m (1)	10.2m (2)	2:06.90	28.38s	30.48s

Finish Position and metres gained

First Arrow shows distance gain/loss from 2nd Qtr to 3rd Qtr,
Second Arrow shows distance gain/loss from 3rd Qtr to Finish
Blue arrow indicates best gain in these quarters.



800

Visual positions in race at 2nd Quarter



400

Visual positions in race at 3rd Quarter



Penrith Race 2 Distance 1720m

Thursday, 11 April 2024


Gross Time: 2:03.70 MileRate: 1:55.70 LeadTime: 7.40s First Qtr: 29.30s Second Qtr: 29.70s Third Qtr: 29.10s Fourth Qtr: 28.20s

DATA TABLE: 800 / 400 Posi's are position from leader and (how wide the horse was at that position)

No	Horse	Plc	Mar	800 Posi	400 Posi	Time	3rd Qtr	4th Qt
1	DENNY ROCKS	1	0.0m	0.0m (0)	0.0m (0)	2:03.70	29.10s	28.20s
2	BARA RILEY	2	1.9m	4.4m (0)	3.9m (0)	2:03.84	29.06s	28.06s
5	ROCKSIE ROCK	3	3.8m	2.8m (1)	2.3m (1)	2:03.98	29.06s	28.32s
7	DESIDERIO	4	9.8m	8.6m (0)	7.6m (0)	2:04.43	29.02s	28.39s
10	RADIANT AMBER	5	13.9m	12.7m (0)	7.9m (2)	2:04.73	28.74s	28.67s
6	THE POOBAH	6	15.6m	16.6m (0)	12.9m (0)	2:04.86	28.82s	28.44s
8	MITSI GAYNOR	7	20.0m	16.0m (1)	13.5m (1)	2:05.18	28.90s	28.72s
9	CROWN MOJO	8	21.0m	19.9m (1)	17.4m (1)	2:05.26	28.90s	28.52s
3	DILETTO	9	23.0m	6.9m (1)	6.7m (1)	2:05.40	29.08s	29.42s
4	BE MY GIRL	10	43.4m	11.6m (1)	15.7m (2)	2:06.92	29.38s	30.30s


Finish Position and metres gained

First Arrow shows distance gain/loss from 2nd Qtr to 3rd Qtr, Second Arrow shows distance gain/loss from 3rd Qtr to Finish
Blue arrow indicates best gain in these quarters.



800

Visual positions in race at 2nd Quarter



400

Visual positions in race at 3rd Quarter



Penrith Race 3 Distance 1720m


Thursday, 11 April 2024

Gross Time: 2:03.60 MileRate: 1:55.70 LeadTime: 7.30s First Qtr: 28.50s Second Qtr: 29.30s Third Qtr: 29.80s Fourth Qtr: 28.70s

DATA TABLE: 800 / 400 Posi's are position from leader and (how wide the horse was at that position)

No	Horse	Plc	Mar	800 Posi	400 Posi	Time	3rd Qtr	4th Qt
4	CLASSIC ANGELINA	1	0.0m	5.0m (1)	2.8m (2)	2:03.60	29.64s	28.50s
9	OURSOUTHERNSTAR	2	3.4m	12.6m (1)	12.1m (2)	2:03.86	29.76s	28.08s
8	OURTREACHEROUS REIGN	3	5.1m	8.8m (1)	7.2m (2)	2:03.98	29.68s	28.56s
6	FEAR THE EAGLE	4	11.3m	12.9m (0)	12.1m (1)	2:04.45	29.74s	28.67s
10	AMERICAN BEAUTY	5	12.6m	17.3m (1)	16.0m (2)	2:04.55	29.70s	28.49s
2	ACCELERE	6	14.0m	4.4m (0)	5.5m (1)	2:04.65	29.88s	29.35s
3	MISTER CHEESE	7	17.3m	0.6m (1)	0.0m (1)	2:04.90	29.76s	30.00s
5	BETTOR TO BE TRICKY	8	20.3m	21.4m (1)	16.5m (1)	2:05.13	29.44s	29.03s
7	TIMELY SOVEREIGN	9	27.7m	8.8m (0)	9.9m (0)	2:05.69	29.88s	30.07s
1	YEAH SOPHIE	10	62.9m	0.0m (0)	2.8m (0)	2:08.34	30.00s	33.24s

Finish Position and metres gained



800

Visual positions in race at 2nd Quarter



400

Visual positions in race at 3rd Quarter



Penrith Race 4 Distance 2125m

Thursday, 11 April 2024


Gross Time: 2:35.00 MileRate: 1:57.40 LeadTime: 36.00s First Qtr: 30.00s Second Qtr: 29.30s Third Qtr: 29.10s Fourth Qtr: 30.60s

DATA TABLE: 800 / 400 Posi's are position from leader and (how wide the horse was at that position)

No	Horse	Plc	Mar	800 Posi	400 Posi	Time	3rd Qtr	4th Qt
8	BERTIE JONES	1	0.0m	10.8m (1)	10.8m (2)	2:35.00	29.12s	29.80s
4	WHATABOYJACK	2	0.1m	0.0m (0)	0.0m (0)	2:35.01	29.10s	30.61s
5	DIEING ART	3	1.8m	2.8m (1)	2.2m (1)	2:35.14	29.06s	30.58s
1	BIG BLACK DIAMOND	4	4.8m	4.7m (0)	8.1m (0)	2:35.38	29.36s	30.38s
7	LOORRIM CREEK	5	12.2m	13.6m (0)	18.3m (1)	2:35.98	29.48s	30.22s
10	BETTOR LISTEN	6	14.2m	16.0m (1)	15.1m (0)	2:36.14	29.06s	30.62s
9	DAN FERNANDO	7	14.6m	18.3m (0)	23.2m (1)	2:36.17	29.50s	30.05s
6	MAJOR STATEMENT	8	16.1m	20.5m (1)	18.9m (2)	2:36.29	29.02s	30.49s
2	YANKEE IDEAL	9	25.7m	6.9m (1)	10.3m (1)	2:37.06	29.36s	31.90s
3	KATCHAR SHOOBEE	10	88.4m	10.0m (0)	25.9m (0)	2:42.08	30.30s	35.76s


Finish Position and metres gained

First Arrow shows distance gain/loss from 2nd Qtr to 3rd Qtr, Second Arrow shows distance gain/loss from 3rd Qtr to Finish Blue arrow indicates best gain in these quarters.



800

Visual positions in race at 2nd Quarter



400

Visual positions in race at 3rd Quarter

Penrith Race 5 Distance 1720m

Thursday, 11 April 2024


Gross Time: 2:02.60 MileRate: 1:54.70 LeadTime: 7.40s First Qtr: 28.80s Second Qtr: 29.90s Third Qtr: 28.10s Fourth Qtr: 28.40s

DATA TABLE: 800 / 400 Posi's are position from leader and (how wide the horse was at that position)

No	Horse	Plc	Mar	800 Posi	400 Posi	Time	3rd Qtr	4th Qt
2	KILLARA JUGGERNAUT	1	0.0m	0.0m (0)	0.0m (0)	2:02.60	28.10s	28.40s
8	MAJIC MOMENT	2	14.0m	11.5m (1)	8.8m (2)	2:03.64	27.92s	28.82s
7	RICKOSHAY	3	16.5m	8.6m (0)	8.8m (0)	2:03.83	28.12s	29.01s
1	CHARLIES ACE	4	18.0m	4.3m (0)	4.6m (0)	2:03.94	28.12s	29.42s
10	SURF ACE	5	20.0m	15.8m (1)	12.8m (2)	2:04.09	27.90s	28.99s
6	FOXY DADA	6	21.1m	20.1m (1)	18.2m (1)	2:04.17	27.98s	28.69s
5	FULL BROTHER	7	22.4m	16.6m (0)	16.5m (0)	2:04.27	28.10s	28.91s
4	SUNDAY MORNINGS	8	22.6m	2.6m (1)	3.4m (1)	2:04.29	28.16s	29.85s
3	SHADES OF HEAVEN	9	22.8m	7.5m (1)	8.0m (1)	2:04.30	28.14s	29.54s
9	LOCHIEL	10	23.4m	12.6m (0)	12.0m (1)	2:04.35	28.06s	29.31s

Finish Position and metres gained

First Arrow shows distance gain/loss from 2nd Qtr to 3rd Qtr, Second Arrow shows distance gain/loss from 3rd Qtr to Finish
Blue arrow indicates best gain in these quarters.



800

Visual positions in race at 2nd Quarter



400

Visual positions in race at 3rd Quarter



Penrith Race 6 Distance 2125m

Thursday, 11 April 2024

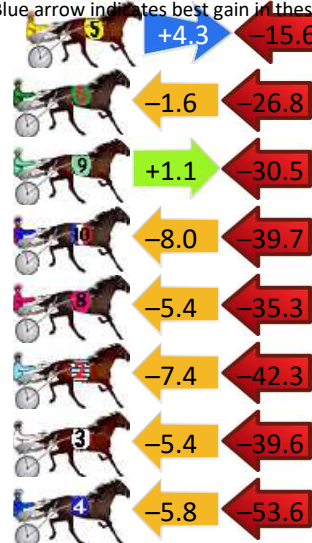
Gross Time: 2:33.80 MileRate: 1:56.50 LeadTime: 35.90s First Qtr: 29.70s Second Qtr: 28.90s Third Qtr: 29.60s Fourth Qtr: 29.70s

DATA TABLE: 800 / 400 Posi's are position from leader and (how wide the horse was at that position)

No	Horse	Plc	Mar	800 Posi	400 Posi	Time	3rd Qtr	4th Qt
1	YOUTAKEMYBREATH AWAY	1	0.0m	0.0m (0)	0.0m (0)	2:33.80	29.60s	29.70s
5	SARA TA SLOY	2	27.5m	16.2m (1)	11.9m (3)	2:35.94	29.32s	30.96s
6	MADAZALWAYS	3	48.5m	20.1m (0)	21.7m (2)	2:37.57	29.76s	31.87s
9	STONEYROYD	4	49.5m	20.1m (1)	19.0m (3)	2:37.65	29.56s	32.15s
10	SILENT REACTION	5	51.1m	3.4m (1)	11.4m (1)	2:37.78	30.20s	32.84s
8	BARA DAMON	6	52.7m	12.0m (1)	17.4m (2)	2:37.90	30.02s	32.52s
2	DIDSHEDOIT	7	55.3m	5.6m (0)	13.0m (0)	2:38.10	30.16s	33.04s
3	OKAY GRINGO	8	55.3m	10.3m (0)	15.7m (1)	2:38.10	30.02s	32.84s
4	MY STELLA ROSE	9	67.2m	7.8m (1)	13.6m (2)	2:39.03	30.04s	33.93s

Finish Position and metres gained

First Arrow shows distance gain/loss from 2nd Qtr to 3rd Qtr, Second Arrow shows distance gain/loss from 3rd Qtr to Finish
Blue arrow indicates best gain in these quarters.



800

Visual positions in race at 2nd Quarter



400

Visual positions in race at 3rd Quarter



Penrith Race 7 Distance 1720m

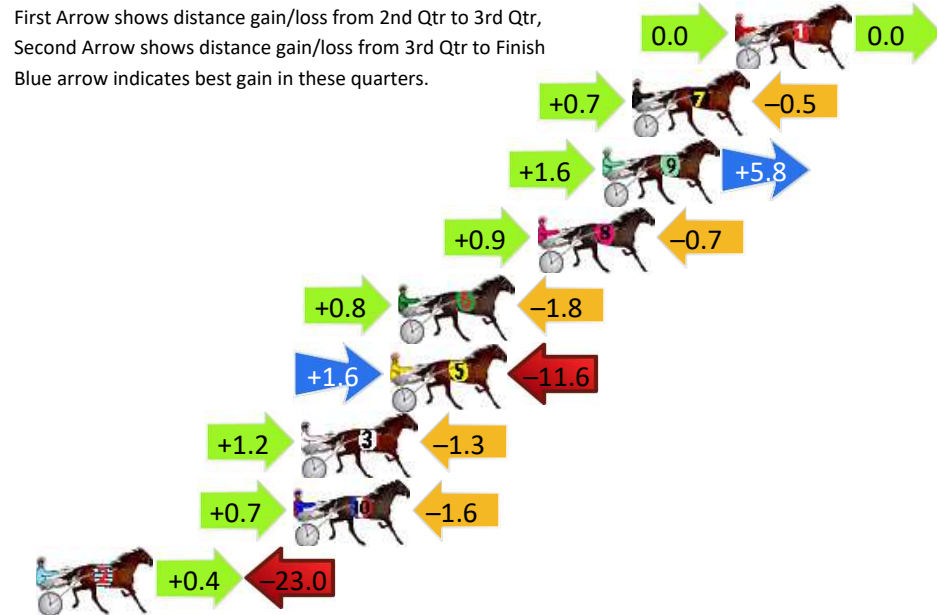
Thursday, 11 April 2024

Gross Time: 2:08.50 MileRate: 2:00.20 LeadTime: 7.60s First Qtr: 31.10s Second Qtr: 31.90s Third Qtr: 29.70s Fourth Qtr: 28.20s

DATA TABLE: 800 / 400 Posi's are position from leader and (how wide the horse was at that position)

No	Horse	Plc	Mar	800 Posi	400 Posi	Time	3rd Qtr	4th Qt
1	WATTOSBLAZE OF GLORY	1	0.0m	0.0m (0)	0.0m (0)	2:08.50	29.70s	28.20s
7	OUR TEMPO	2	4.1m	4.3m (0)	3.6m (0)	2:08.80	29.64s	28.24s
9	LARRIKIN LENNY	3	5.3m	12.7m (0)	11.1m (0)	2:08.89	29.56s	27.79s
8	A LOT OF LUVIN	4	7.9m	8.1m (0)	7.2m (1)	2:09.09	29.62s	28.27s
6	BIRDY GAL	5	13.5m	12.5m (1)	11.7m (1)	2:09.50	29.62s	28.36s
5	RIP JACKSON	6	13.8m	3.8m (1)	2.2m (1)	2:09.52	29.58s	29.06s
3	DEEBO	7	17.4m	17.3m (1)	16.1m (1)	2:09.79	29.58s	28.33s
10	OURSURFINSAFARI	8	17.7m	16.8m (0)	16.1m (0)	2:09.81	29.62s	28.35s
2	ARTFUL BABE	9	31.3m	8.7m (1)	8.3m (2)	2:10.82	29.66s	29.92s

Finish Position and metres gained



800

Visual positions in race at 2nd Quarter



400

Visual positions in race at 3rd Quarter



Penrith Race 8 Distance 1720m

Thursday, 11 April 2024


Gross Time: 2:05.60 MileRate: 1:57.50 LeadTime: 7.60s First Qtr: 28.90s Second Qtr: 29.10s Third Qtr: 29.80s Fourth Qtr: 30.20s

DATA TABLE: 800 / 400 Posi's are position from leader and (how wide the horse was at that position)

No	Horse	Plc	Mar	800 Posi	400 Posi	Time	3rd Qtr	4th Qt
2	TEAM OF STARZZZ	1	0.0m	3.9m (0)	0.5m (1)	2:05.60	29.56s	30.16s
8	MIZZ ADELE	2	8.3m	11.3m (1)	4.8m (3)	2:06.26	29.34s	30.50s
1	SARGE	3	8.4m	10.0m (0)	5.4m (1)	2:06.26	29.48s	30.46s
9	CAPITALEE	4	8.9m	18.0m (0)	10.7m (1)	2:06.30	29.30s	30.10s
6	CLEMENTSORRELL	5	9.5m	21.9m (1)	11.8m (2)	2:06.35	29.10s	30.07s
3	SOUTHBOUND TRAIN	6	11.7m	6.6m (1)	2.2m (2)	2:06.53	29.48s	30.97s
7	BEAU STEELE	7	13.3m	14.1m (0)	5.9m (0)	2:06.65	29.22s	30.81s
10	ULTIMATE AD	8	16.2m	21.9m (0)	14.5m (1)	2:06.88	29.30s	30.40s
5	LOCHART SHARD	9	19.6m	16.9m (1)	7.5m (2)	2:07.15	29.14s	31.19s
4	HOLD BACK THE RIVER	10	22.9m	0.0m (0)	0.0m (0)	2:07.41	29.80s	32.01s

Finish Position and metres gained

First Arrow shows distance gain/loss from 2nd Qtr to 3rd Qtr,
Second Arrow shows distance gain/loss from 3rd Qtr to Finish
Blue arrow indicates best gain in these quarters.



800

Visual positions in race at 2nd Quarter



400

Visual positions in race at 3rd Quarter



Penrith Race 9 Distance 2125m

Thursday, 11 April 2024

Gross Time: 2:37.00 MileRate: 1:58.90 LeadTime: 37.20s First Qtr: 30.40s Second Qtr: 29.60s Third Qtr: 30.00s Fourth Qtr: 29.80s

DATA TABLE: 800 / 400 Posi's are position from leader and (how wide the horse was at that position)

No	Horse	Plc	Mar	800 Posi	400 Posi	Time	3rd Qtr	4th Qt
5	SETTEBELLO	1	0.0m	30.5m (1)	12.9m (1)	2:37.00	28.72s	28.84s
7	PUPPETEER	2	11.8m	8.7m (0)	4.9m (0)	2:37.92	29.72s	30.36s
8	NITRO DANNY	3	17.3m	16.3m (1)	7.5m (3)	2:38.35	29.36s	30.59s
4	ART OF RHYTHM	4	21.0m	11.7m (1)	5.4m (1)	2:38.64	29.54s	31.04s
2	SAPPHIRESNDIAMONDS	5	22.7m	4.4m (0)	0.0m (1)	2:38.77	29.68s	31.57s
9	ROCKETON	6	23.1m	20.7m (1)	11.3m (2)	2:38.80	29.32s	30.76s
3	HES MY REASON	7	31.6m	13.1m (0)	10.2m (0)	2:39.47	29.80s	31.51s
10	CLASSIC WATCH	8	32.9m	26.1m (1)	15.9m (2)	2:39.57	29.26s	31.19s
1	SWEET ROCKY	9	34.3m	7.3m (1)	5.4m (2)	2:39.68	29.86s	32.08s
6	COURAGE OF MONTANA	10	45.9m	0.0m (0)	0.5m (0)	2:40.58	30.04s	33.34s

Finish Position and metres gained

