

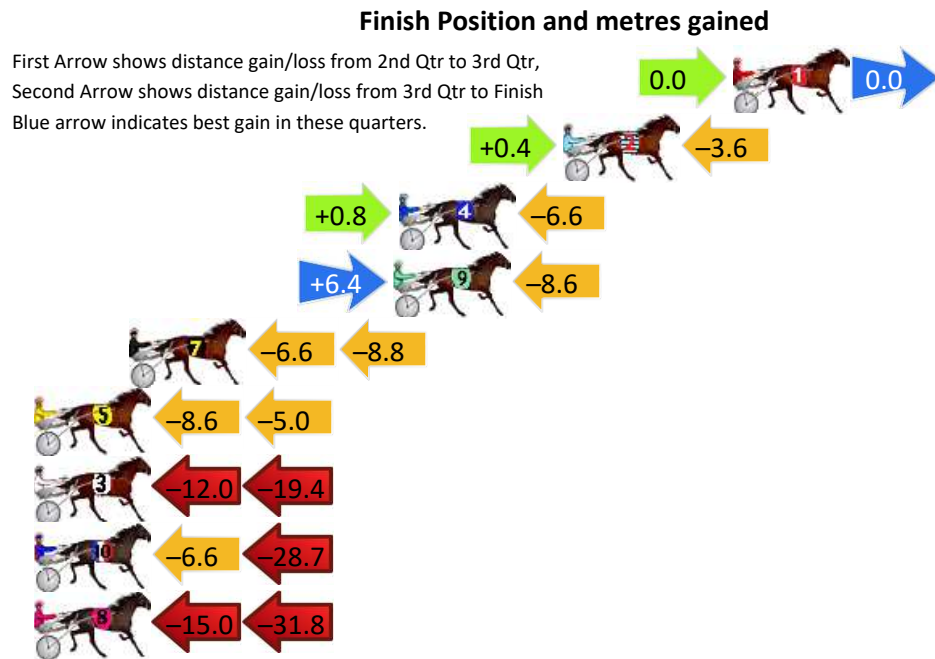
Tamworth Race 1 Distance 1609m

Thursday, 11 April 2024

Gross Time: 1:57.00 MileRate: 1:57.00 LeadTime: 0.00s First Qtr: 27.70s Second Qtr: 29.70s Third Qtr: 29.20s Fourth Qtr: 30.40s

DATA TABLE: 800 / 400 Posi's are position from leader and (how wide the horse was at that position)

No	Horse	Plc	Mar	800 Posi	400 Posi	Time	3rd Qtr	4th Qt
1	ASCOT SHOWTIME	1	0.0m	0.0m (0)	0.0m (0)	1:57.00	29.20s	30.40s
2	SONOFABET	2	6.8m	3.6m (1)	3.2m (1)	1:57.54	29.16s	30.67s
4	TASMANS DELIGHT	3	13.4m	7.6m (1)	6.8m (0)	1:58.07	29.13s	30.90s
9	LIMOUSINE CHEEKY	4	13.6m	11.4m (1)	5.0m (2)	1:58.08	28.71s	31.05s
7	TINTENBAR	5	24.2m	8.8m (0)	15.4m (1)	1:58.93	29.68s	31.07s
5	LUCKY TERROR	6	31.0m	17.4m (0)	26.0m (1)	1:59.47	29.83s	30.78s
3	RAZOR SHARP	7	35.8m	4.4m (0)	16.4m (0)	1:59.85	30.06s	31.87s
10	CASSINO MAN	8	50.7m	15.4m (1)	22.0m (1)	2:01.03	29.65s	32.57s
8	WHERESTHESTORM	9	60.2m	13.4m (0)	28.4m (0)	2:01.79	30.26s	32.80s



800

Visual positions in race at 2nd Quarter



400

Visual positions in race at 3rd Quarter

Tamworth Race 2 Distance 1609m

Thursday, 11 April 2024

Gross Time: 2:01.50 MileRate: 2:01.50 LeadTime: 0.00s First Qtr: 30.40s Second Qtr: 31.10s Third Qtr: 30.10s Fourth Qtr: 29.90s

DATA TABLE: 800 / 400 Posi's are position from leader and (how wide the horse was at that position)

No	Horse	Plc	Mar	800 Posi	400 Posi	Time	3rd Qtr	4th Qt
2	IAM THE JOKER	1	0.0m	0.0m (0)	0.0m (0)	2:01.50	30.10s	29.90s
1	FREDDIES DELIGHT	2	0.4m	5.2m (0)	3.6m (1)	2:01.53	29.98s	29.66s
7	DONT TELL DOROTHY	3	0.5m	9.2m (0)	6.8m (0)	2:01.54	29.92s	29.43s
4	OUR BUSHWACKER	4	4.3m	13.8m (0)	11.0m (0)	2:01.84	29.89s	29.40s
8	OVERTHEMOON	5	6.8m	10.8m (1)	10.8m (1)	2:02.03	30.10s	29.60s
6	LADY PEBBLES	6	12.7m	22.6m (1)	18.6m (1)	2:02.49	29.80s	29.46s
10	COLETTE	7	13.4m	18.8m (1)	13.4m (2)	2:02.55	29.70s	29.90s
3	ITS INEVITABLE	8	14.6m	6.8m (1)	8.4m (3)	2:02.64	30.22s	30.36s
5	DARK SIDE	9	14.7m	2.8m (1)	5.8m (2)	2:02.65	30.33s	30.56s
9	SPARKLING SUE	10	15.0m	14.8m (1)	10.0m (4)	2:02.67	29.74s	30.27s

Finish Position and metres gained

First Arrow shows distance gain/loss from 2nd Qtr to 3rd Qtr, Second Arrow shows distance gain/loss from 3rd Qtr to Finish
Blue arrow indicates best gain in these quarters.



800

Visual positions in race at 2nd Quarter



400

Visual positions in race at 3rd Quarter

Tamworth Race 3 Distance 1609m

Thursday, 11 April 2024



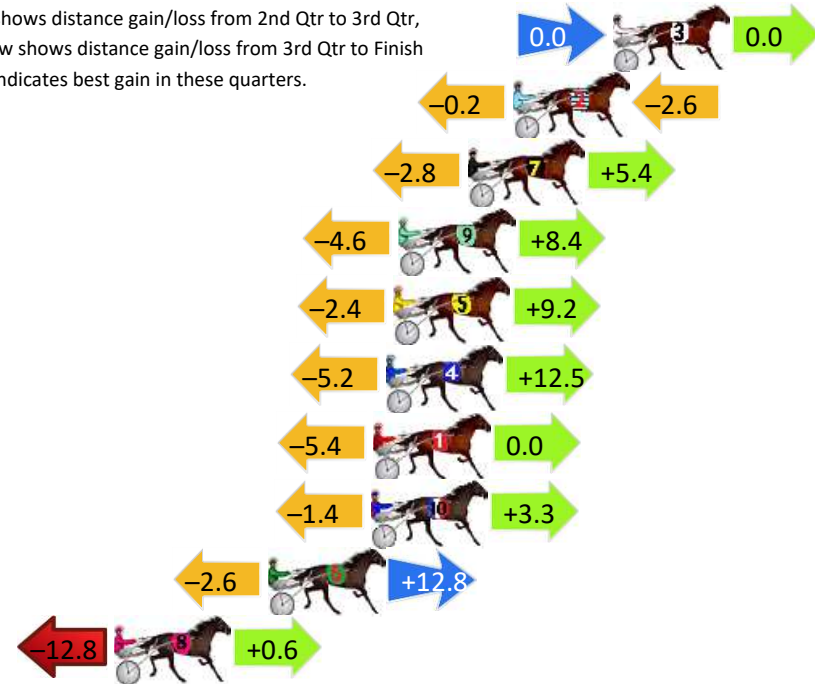
Gross Time: 1:59.20 MileRate: 1:59.20 LeadTime: 0.00s First Qtr: 28.40s Second Qtr: 30.40s Third Qtr: 29.00s Fourth Qtr: 31.50s

DATA TABLE: 800 / 400 Posi's are position from leader and (how wide the horse was at that position)

No	Horse	Plc	Mar	800 Posi	400 Posi	Time	3rd Qtr	4th Qt
3	DEVELSTIX	1	0.0m	0.0m (0)	0.0m (0)	1:59.20	29.00s	31.50s
2	SEVEN RIPPIN ACES	2	4.0m	1.2m (1)	1.4m (1)	1:59.53	29.01s	31.70s
7	ARMA ROLLING STONE	3	5.8m	8.4m (0)	11.2m (1)	1:59.68	29.23s	31.08s
9	SEAMARK	4	8.6m	12.4m (0)	17.0m (0)	1:59.91	29.37s	30.84s
5	DON HESTON	5	8.8m	15.6m (1)	18.0m (2)	1:59.92	29.21s	30.78s
4	CHAL BE	6	9.1m	16.4m (0)	21.6m (0)	1:59.95	29.43s	30.52s
1	SPLIT EAR	7	9.6m	4.2m (0)	9.6m (0)	1:59.99	29.41s	31.50s
10	SAFE JEWELS	8	9.7m	11.6m (1)	13.0m (2)	1:60.00	29.12s	31.24s
6	SHADY JESS	9	13.8m	24.0m (0)	26.6m (1)	2:00.34	29.24s	30.50s
8	KARALTA COURAGE	10	20.0m	7.8m (1)	20.6m (1)	2:00.85	29.96s	31.45s

Finish Position and metres gained

First Arrow shows distance gain/loss from 2nd Qtr to 3rd Qtr, Second Arrow shows distance gain/loss from 3rd Qtr to Finish
Blue arrow indicates best gain in these quarters.



Tamworth Race 4 Distance 1609m

Thursday, 11 April 2024


Gross Time: 1:58.40 MileRate: 1:58.40 LeadTime: 0.00s First Qtr: 29.30s Second Qtr: 30.30s Third Qtr: 28.60s Fourth Qtr: 30.20s

DATA TABLE: 800 / 400 Posi's are position from leader and (how wide the horse was at that position)

No	Horse	Plc	Mar	800 Posi	400 Posi	Time	3rd Qtr	4th Qt
2	BEE SEVENTEEN	1	0.0m	0.0m (0)	0.0m (0)	1:58.40	28.60s	30.20s
7	MONTANA NIGHTS	2	0.2m	8.0m (0)	8.0m (0)	1:58.42	28.62s	29.61s
1	SHADOW ECLIPSE	3	2.2m	4.0m (0)	4.0m (0)	1:58.57	28.60s	30.06s
10	ROCKS ARNT PETS	4	4.7m	12.2m (0)	12.2m (0)	1:58.77	28.61s	29.64s
8	ZACHAROONI	5	10.7m	8.4m (1)	8.4m (1)	1:59.25	28.60s	30.37s
3	BULLDOG BRAWLER	6	11.2m	4.0m (1)	3.8m (1)	1:59.29	28.57s	30.76s
6	VAN NIEKERK	7	26.2m	21.0m (0)	26.4m (0)	2:00.47	29.00s	30.18s
4	IN CHEVRON WE TRUST	8	26.8m	16.8m (1)	22.0m (1)	2:00.52	28.97s	30.56s
5	FOREVER MOMENTS	9	36.8m	16.6m (0)	22.0m (0)	2:01.31	28.97s	31.31s
9	ZOEMAGIC	10	37.3m	12.4m (1)	17.6m (0)	2:01.35	28.94s	31.68s

Finish Position and metres gained

First Arrow shows distance gain/loss from 2nd Qtr to 3rd Qtr, Second Arrow shows distance gain/loss from 3rd Qtr to Finish
Blue arrow indicates best gain in these quarters.



800

Visual positions in race at 2nd Quarter



400

Visual positions in race at 3rd Quarter



Tamworth Race 5 Distance 1980m

Thursday, 11 April 2024


Gross Time: 2:31.00 MileRate: 2:02.80 LeadTime: 27.20s First Qtr: 31.40s Second Qtr: 32.30s Third Qtr: 29.10s Fourth Qtr: 31.00s

DATA TABLE: 800 / 400 Posi's are position from leader and (how wide the horse was at that position)

No	Horse	Plc	Mar	800 Posi	400 Posi	Time	3rd Qtr	4th Qt
7	AMERICAN MANDY	1	0.0m	4.0m (0)	3.8m (0)	2:31.00	29.09s	30.71s
8	TRIPLE EMM	2	2.8m	5.8m (2)	3.0m (2)	2:31.23	28.89s	30.98s
5	PRINCE OF PAYNE	3	8.1m	8.0m (0)	8.8m (0)	2:31.66	29.16s	30.95s
6	SMOLENSKI	4	8.6m	6.4m (1)	7.0m (1)	2:31.70	29.14s	31.12s
1	MY LATIN LADY	5	10.3m	0.0m (0)	0.0m (0)	2:31.83	29.08s	31.79s
2	PANIC BUY	6	11.2m	12.6m (0)	14.0m (0)	2:31.91	29.21s	30.78s
10	BARRYS BROTHER	7	21.6m	2.4m (1)	3.0m (1)	2:32.75	29.10s	32.43s
3	SWEET SUNSHINE	8	24.2m	14.2m (1)	20.2m (0)	2:32.96	29.54s	31.31s
9	BUDDY PERFECT	9	30.1m	14.8m (2)	17.6m (1)	2:33.44	29.28s	31.96s
4	BRAVE BONDI	10	32.6m	10.4m (2)	11.2m (2)	2:33.64	29.11s	32.65s

Finish Position and metres gained

First Arrow shows distance gain/loss from 2nd Qtr to 3rd Qtr, Second Arrow shows distance gain/loss from 3rd Qtr to Finish Blue arrow indicates best gain in these quarters.



800

Visual positions in race at 2nd Quarter



400

Visual positions in race at 3rd Quarter



Tamworth Race 6 Distance 1609m

Thursday, 11 April 2024

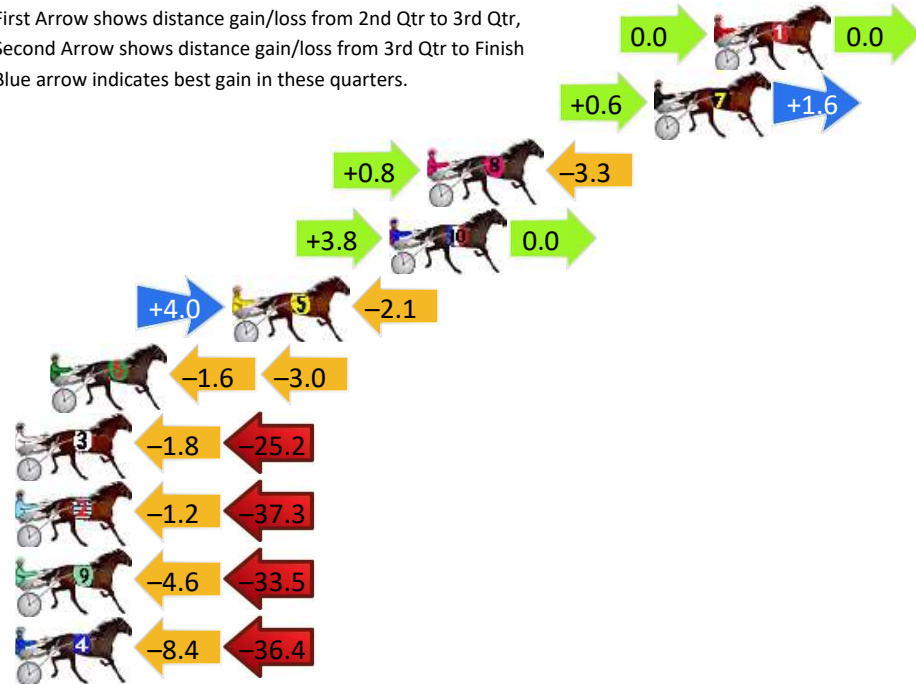
Gross Time: 1:57.20 MileRate: 1:57.20 LeadTime: 0.00s First Qtr: 27.70s Second Qtr: 29.00s Third Qtr: 29.30s Fourth Qtr: 31.20s

DATA TABLE: 800 / 400 Posi's are position from leader and (how wide the horse was at that position)

No	Horse	Plc	Mar	800 Posi	400 Posi	Time	3rd Qtr	4th Qt
1	RIPPIN GOOD FEELIN	1	0.0m	0.0m (0)	0.0m (0)	1:57.20	29.30s	31.20s
7	YOU CANNOT HIDE	2	2.4m	4.6m (0)	4.0m (0)	1:57.40	29.26s	31.08s
8	WHATA TERROR	3	11.5m	9.0m (0)	8.2m (0)	1:58.14	29.23s	31.46s
10	MISS MARAVU	4	13.0m	16.8m (0)	13.0m (0)	1:58.26	29.01s	31.20s
5	FLIRTS DIVA	5	19.3m	21.2m (0)	17.2m (1)	1:58.77	28.99s	31.36s
6	DASHNDOT	6	26.6m	22.0m (1)	23.6m (0)	1:59.37	29.41s	31.43s
3	PARABELLUM	7	30.6m	3.6m (1)	5.4m (1)	1:59.70	29.38s	33.15s
2	SAINT KARAMARA	8	46.5m	8.0m (1)	9.2m (1)	2:00.99	29.30s	34.09s
9	BENJIMAGEE	9	55.9m	17.8m (1)	22.4m (2)	2:01.76	29.57s	33.80s
4	ENABLE ME	10	58.0m	13.2m (1)	21.6m (1)	2:01.93	29.85s	34.02s

Finish Position and metres gained

First Arrow shows distance gain/loss from 2nd Qtr to 3rd Qtr, Second Arrow shows distance gain/loss from 3rd Qtr to Finish
Blue arrow indicates best gain in these quarters.



800

Visual positions in race at 2nd Quarter



400

Visual positions in race at 3rd Quarter





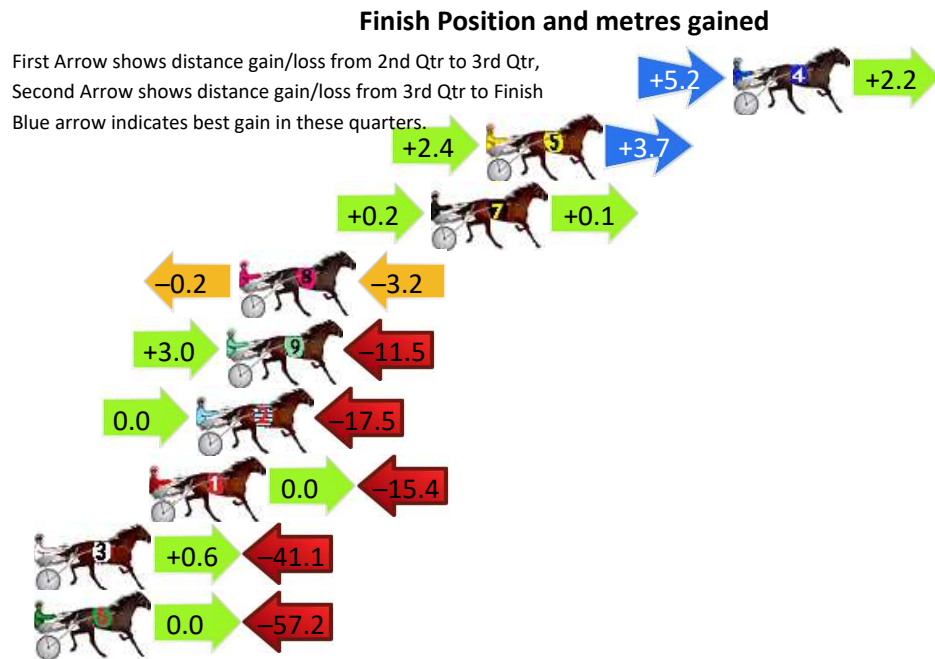
Tamworth Race 7 Distance 1980m

Thursday, 11 April 2024

Gross Time: 2:27.50 MileRate: 1:59.90 LeadTime: 26.10s First Qtr: 31.10s Second Qtr: 30.70s Third Qtr: 30.00s Fourth Qtr: 29.60s

DATA TABLE: 800 / 400 Posi's are position from leader and (how wide the horse was at that position)

No	Horse	Plc	Mar	800 Posi	400 Posi	Time	3rd Qtr	4th Qt
4	RAINBOW JET	1	0.0m	7.4m (1)	2.2m (2)	2:27.50	29.61s	29.44s
5	GOTONEBETTOR	2	9.9m	16.0m (1)	13.6m (1)	2:28.27	29.82s	29.33s
7	DOLLARSIGN	3	12.1m	12.4m (0)	12.2m (0)	2:28.44	29.99s	29.59s
8	ASHLEYS BLUE CHIP	4	19.8m	16.4m (0)	16.6m (0)	2:29.04	30.02s	29.84s
9	MISTER ARTIKULATE	5	20.3m	11.8m (1)	8.8m (1)	2:29.07	29.78s	30.45s
2	HE SAID SHE SAID	6	21.5m	4.0m (0)	4.0m (0)	2:29.17	30.01s	30.89s
1	TABRA	7	23.4m	8.0m (0)	8.0m (0)	2:29.32	30.01s	30.73s
3	BOOKER BAY	8	43.9m	3.4m (1)	2.8m (1)	2:30.91	29.98s	32.62s
6	PRINCESS REMI	9	57.2m	0.0m (0)	0.0m (0)	2:31.94	30.03s	33.81s



Tamworth Race 8 Distance 1609m

Thursday, 11 April 2024

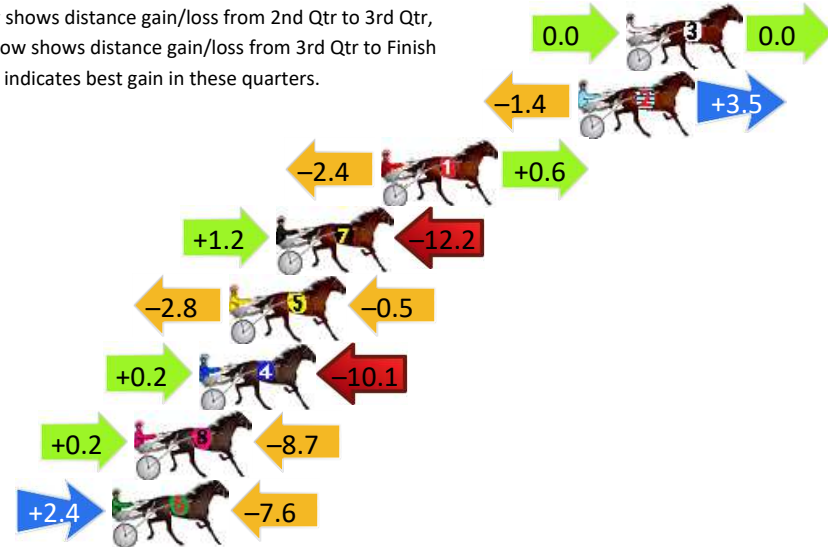
Gross Time: 1:58.10 MileRate: 1:58.10 LeadTime: 0.00s First Qtr: 30.20s Second Qtr: 30.60s Third Qtr: 29.30s Fourth Qtr: 28.00s

DATA TABLE: 800 / 400 Posi's are position from leader and (how wide the horse was at that position)

NoHorse	Plc	Mar	800 Posi	400 Posi	Time	3rd Qtr	4th Qt
3 RACING PAULA	1	0.0m	0.0m (0)	0.0m (0)	1:58.10	29.30s	28.00s
2 CARMELITE	2	1.9m	4.0m (0)	5.4m (0)	1:58.24	29.39s	27.76s
1 DOUGS RULES	3	9.8m	8.0m (0)	10.4m (0)	1:58.82	29.47s	27.96s
7 COLBY	4	14.0m	3.0m (1)	1.8m (1)	1:59.13	29.23s	28.85s
5 PARATROUPER	5	15.9m	12.6m (0)	15.4m (0)	1:59.27	29.50s	28.03s
4 CLASSICMAJOR	6	17.1m	7.2m (1)	7.0m (1)	1:59.36	29.30s	28.70s
8 NOR WESTA	7	19.7m	11.2m (1)	11.0m (1)	1:59.55	29.30s	28.61s
6 ROUGE BLING	8	20.6m	15.4m (1)	13.0m (2)	1:59.62	29.14s	28.53s

Finish Position and metres gained

First Arrow shows distance gain/loss from 2nd Qtr to 3rd Qtr, Second Arrow shows distance gain/loss from 3rd Qtr to Finish
Blue arrow indicates best gain in these quarters.



8
0
0

Visual positions in race at 2nd Quarter



4
0
0

Visual positions in race at 3rd Quarter

