

# Young Race 1 Distance 2100m

Friday, 12 April 2024



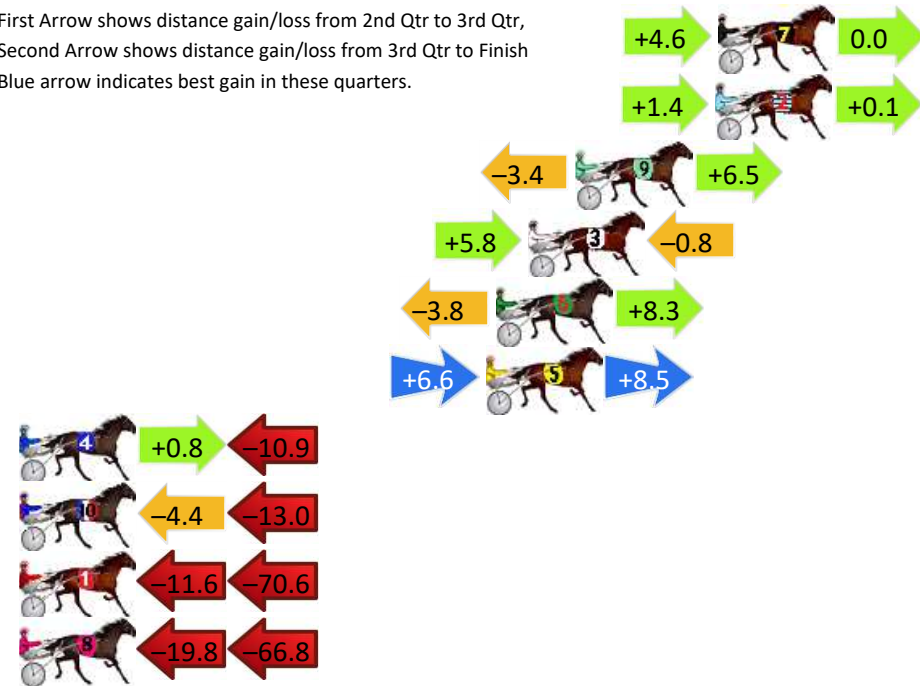
Gross Time: 2:36.10 MileRate: 1:59.60 LeadTime: 36.00s First Qtr: 30.70s Second Qtr: 30.50s Third Qtr: 29.90s Fourth Qtr: 29.00s

DATA TABLE: 800 / 400 Posi's are position from leader and (how wide the horse was at that position)

No	Horse	Plc	Mar	800 Posi	400 Posi	Time	3rd Qtr	4th Qt
7	FLY TO THE FINISH	1	0.0m	4.6m (0)	0.0m (1)	2:36.10	29.56s	29.00s
2	JOHNNYS BLUE	2	0.1m	1.6m (1)	0.2m (0)	2:36.11	29.80s	28.99s
9	THE REAL ROCKETMAN	3	5.7m	8.8m (0)	12.2m (1)	2:36.53	30.14s	28.53s
3	TAKE A HIKE	4	7.6m	12.6m (1)	6.8m (0)	2:36.68	29.48s	29.06s
6	STELLINA	5	8.9m	13.4m (0)	17.2m (1)	2:36.78	30.17s	28.40s
5	SATIN BANYULA	6	9.3m	24.4m (2)	17.8m (2)	2:36.81	29.41s	28.39s
4	STORMY RAIDER	7	32.9m	22.8m (1)	22.0m (0)	2:38.60	29.85s	29.79s
10	CATCHINGCONFIDENCE	8	34.4m	17.0m (1)	21.4m (1)	2:38.72	30.24s	29.94s
1	AWAYOVERNIGHT	9	82.2m	0.0m (0)	11.6m (0)	2:42.35	30.83s	34.09s
8	HURRIKANE DUDE	10	94.8m	8.2m (1)	28.0m (1)	2:43.31	31.42s	33.82s

## Finish Position and metres gained

First Arrow shows distance gain/loss from 2nd Qtr to 3rd Qtr, Second Arrow shows distance gain/loss from 3rd Qtr to Finish  
Blue arrow indicates best gain in these quarters.



# Young Race 2 Distance 2100m

Friday, 12 April 2024


Gross Time: 2:35.20 MileRate: 1:58.90 LeadTime: 34.60s First Qtr: 29.30s Second Qtr: 31.20s Third Qtr: 29.70s Fourth Qtr: 30.40s

DATA TABLE: 800 / 400 Posi's are position from leader and (how wide the horse was at that position)

No	Horse	Plc	Mar	800 Posi	400 Posi	Time	3rd Qtr	4th Qt
4	I DIDNT KNOW THAT	1	0.0m	0.0m (0)	0.0m (0)	2:35.20	29.70s	30.40s
7	SPORTY MARY	2	2.1m	1.8m (1)	3.2m (1)	2:35.37	29.81s	30.32s
8	CEE OH DEE	3	3.5m	11.2m (1)	11.2m (2)	2:35.48	29.71s	29.82s
6	OUR REBEL YELL	4	11.4m	17.0m (1)	15.2m (1)	2:36.11	29.57s	30.11s
3	GOODOLBOYSANDBEER	5	20.4m	7.2m (1)	7.6m (1)	2:36.82	29.72s	31.37s
5	ALABAMA LIONESS	6	20.8m	20.0m (0)	22.4m (1)	2:36.86	29.88s	30.28s
2	TOMAHAWK BART	7	22.8m	4.8m (0)	7.4m (0)	2:37.01	29.88s	31.56s
1	IDEAL TAO	8	40.2m	9.0m (0)	16.8m (0)	2:38.40	30.26s	32.17s

## Finish Position and metres gained

First Arrow shows distance gain/loss from 2nd Qtr to 3rd Qtr, Second Arrow shows distance gain/loss from 3rd Qtr to Finish  
Blue arrow indicates best gain in these quarters.



800

Visual positions in race at 2nd Quarter



400

Visual positions in race at 3rd Quarter



# Young Race 3 Distance 1720m

Friday, 12 April 2024



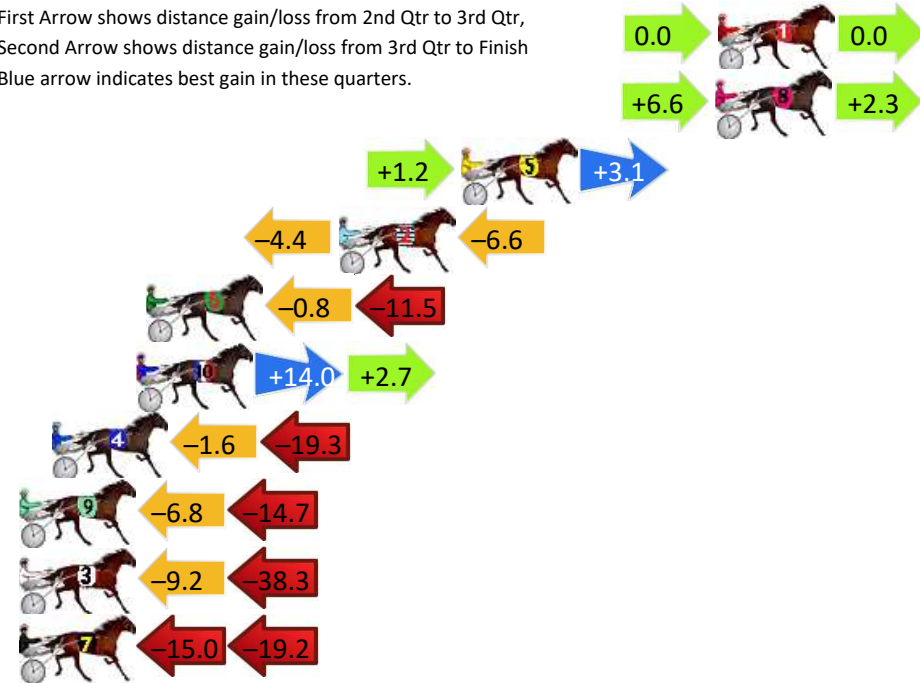
Gross Time: 2:05.50 MileRate: 1:57.40 LeadTime: 6.50s First Qtr: 27.80s Second Qtr: 31.40s Third Qtr: 29.90s Fourth Qtr: 29.90s

DATA TABLE: 800 / 400 Posi's are position from leader and (how wide the horse was at that position)

No	Horse	Plc	Mar	800 Posi	400 Posi	Time	3rd Qtr	4th Qt
1	THOMAS ROYAL	1	0.0m	0.0m (0)	0.0m (0)	2:05.50	29.90s	29.90s
8	HEZ ON THE BUZZER	2	0.1m	9.0m (1)	2.4m (1)	2:05.51	29.41s	29.73s
5	JEKAMIAS	3	10.3m	14.6m (1)	13.4m (2)	2:06.31	29.81s	29.67s
2	ICE BLASTER	4	15.2m	4.2m (1)	8.6m (2)	2:06.69	30.23s	30.39s
6	MORE GOODA	5	22.9m	10.6m (0)	11.4m (0)	2:07.29	29.96s	30.75s
10	THE RAINBOW BEACH	6	23.3m	40.0m (0)	26.0m (1)	2:07.33	28.86s	29.70s
4	SCARED STIFF	7	26.7m	5.8m (0)	7.4m (0)	2:07.59	30.02s	31.33s
9	MIKIBEQUICK	8	41.7m	20.2m (0)	27.0m (0)	2:08.77	30.41s	30.99s
3	DUN ME UP FRANCY	9	47.7m	0.2m (2)	9.4m (1)	2:09.24	30.58s	32.75s
7	THATS ART	10	109.2m	75.0m (0)	90.0m (0)	2:14.05	31.01s	31.33s

## Finish Position and metres gained

First Arrow shows distance gain/loss from 2nd Qtr to 3rd Qtr, Second Arrow shows distance gain/loss from 3rd Qtr to Finish  
Blue arrow indicates best gain in these quarters.



# Young Race 4 Distance 2100m

Friday, 12 April 2024


Gross Time: 2:35.00 MileRate: 1:58.80 LeadTime: 34.20s First Qtr: 31.00s Second Qtr: 29.90s Third Qtr: 29.00s Fourth Qtr: 30.90s

DATA TABLE: 800 / 400 Posi's are position from leader and (how wide the horse was at that position)

No	Horse	Plc	Mar	800 Posi	400 Posi	Time	3rd Qtr	4th Qt
5	RAGING SEA	1	0.0m	12.6m (1)	6.6m (1)	2:35.00	28.57s	30.39s
10	THERESA LOVE	2	0.5m	22.2m (1)	11.8m (3)	2:35.04	28.25s	30.03s
1	THE TALK	3	1.3m	18.6m (0)	13.4m (0)	2:35.11	28.64s	29.97s
7	DRIVE TO THE BEACH	4	2.4m	23.0m (0)	11.6m (2)	2:35.19	28.17s	30.19s
2	CAPTAINS CATCH	5	2.7m	12.8m (0)	9.4m (0)	2:35.22	28.76s	30.39s
9	MIGHTY JOE	6	3.1m	17.6m (1)	7.4m (2)	2:35.25	28.25s	30.57s
3	EAGLE COMMANDER	7	7.8m	7.8m (0)	5.2m (0)	2:35.63	28.80s	31.10s
6	WILD IMAGINATION	8	11.8m	0.0m (0)	0.0m (0)	2:35.95	28.97s	31.81s
8	TITIWHA	9	28.1m	8.2m (1)	12.6m (1)	2:37.27	29.29s	32.09s

## Finish Position and metres gained

First Arrow shows distance gain/loss from 2nd Qtr to 3rd Qtr, Second Arrow shows distance gain/loss from 3rd Qtr to Finish. Blue arrow indicates best gain in these quarters.



800

Visual positions in race at 2nd Quarter



400

Visual positions in race at 3rd Quarter



# Young Race 5 Distance 2100m

Friday, 12 April 2024


Gross Time: 2:33.50 MileRate: 1:57.60 LeadTime: 36.30s First Qtr: 29.20s Second Qtr: 30.10s Third Qtr: 29.10s Fourth Qtr: 28.80s

DATA TABLE: 800 / 400 Posi's are position from leader and (how wide the horse was at that position)

NoHorse	Plc	Mar	800 Posi	400 Posi	Time	3rd Qtr	4th Qt
4 OUR ULTIMATE EBONY	1	0.0m	0.0m (0)	0.0m (0)	2:33.50	29.10s	28.80s
2 BETTINE	2	13.9m	4.2m (0)	13.6m (0)	2:34.55	29.78s	28.82s
9 MAJOR ENVY	3	14.5m	20.8m (1)	11.0m (2)	2:34.60	28.40s	29.05s
1 BOULEVARDOFDREAMS	4	26.4m	8.8m (0)	9.0m (0)	2:35.50	29.12s	30.05s
7 LUX AETERNA	5	27.4m	4.6m (1)	4.4m (0)	2:35.57	29.09s	30.45s
5 MODERN SHEEN	6	37.3m	12.8m (0)	18.2m (1)	2:36.32	29.50s	30.17s
8 WOT DYA RECKON	7	69.4m	9.0m (1)	12.8m (1)	2:38.75	29.39s	32.85s
3 CENTOFELLIE	8	108.3m	16.4m (1)	26.0m (1)	2:41.69	29.82s	34.69s

## Finish Position and metres gained

First Arrow shows distance gain/loss from 2nd Qtr to 3rd Qtr, Second Arrow shows distance gain/loss from 3rd Qtr to Finish  
Blue arrow indicates best gain in these quarters.



800

Visual positions in race at 2nd Quarter



400

Visual positions in race at 3rd Quarter



# Young Race 6 Distance 2100m

Friday, 12 April 2024




Gross Time: 2:37.50 MileRate: 2:00.70 LeadTime: 35.90s First Qtr: 30.60s Second Qtr: 30.50s Third Qtr: 29.40s Fourth Qtr: 31.10s

DATA TABLE: 800 / 400 Posi's are position from leader and (how wide the horse was at that position)

No	Horse	Plc	Mar	800 Posi	400 Posi	Time	3rd Qtr	4th Qt
5	MORESCO	1	0.0m	5.4m (0)	4.4m (0)	2:37.50	29.33s	30.76s
9	DORRISTOPAYTHEBILL	2	3.2m	14.2m (1)	4.8m (2)	2:37.76	28.70s	30.98s
8	POPPY WAH WAH	3	5.4m	0.0m (0)	0.0m (0)	2:37.94	29.39s	31.52s
4	CRACKER MISS	4	5.5m	9.6m (0)	8.6m (0)	2:37.95	29.33s	30.86s
10	PETES BIG JIM	5	8.1m	8.8m (1)	9.2m (2)	2:38.16	29.43s	31.01s
6	FRESH PRINCE	6	12.3m	3.6m (1)	9.0m (1)	2:38.50	29.80s	31.36s
7	HELLO I TEA	7	13.1m	0.4m (2)	4.6m (1)	2:38.57	29.70s	31.76s
2	BURRABADINE DANCER	8	20.8m	14.6m (0)	19.8m (1)	2:39.19	29.79s	31.18s
1	JUSTADIVA	9	54.1m	19.0m (0)	26.6m (0)	2:41.90	29.91s	33.23s
3	SUNNYWITHACHANCE	10	271.3m	200.0m (0)	230.0m (0)	2:59.56	31.57s	34.29s

## Finish Position and metres gained

First Arrow shows distance gain/loss from 2nd Qtr to 3rd Qtr, Second Arrow shows distance gain/loss from 3rd Qtr to Finish  
Blue arrow indicates best gain in these quarters.



# Young Race 7 Distance 1720m

Friday, 12 April 2024


Gross Time: 2:04.70 MileRate: 1:56.70 LeadTime: 6.30s First Qtr: 28.50s Second Qtr: 31.90s Third Qtr: 29.40s Fourth Qtr: 28.60s

DATA TABLE: 800 / 400 Posi's are position from leader and (how wide the horse was at that position)

No	Horse	Plc	Mar	800 Posi	400 Posi	Time	3rd Qtr	4th Qt
7	IDEAL TIMING	1	0.0m	2.8m (1)	0.0m (1)	2:04.70	29.20s	28.60s
10	FREDEE TEE	2	35.8m	21.2m (1)	18.6m (3)	2:07.39	29.23s	29.82s
6	CANT HEAR YOU	3	36.9m	16.0m (0)	17.2m (0)	2:07.47	29.51s	30.00s
2	ALICE ON THE BEACH	4	37.1m	4.2m (0)	7.8m (0)	2:07.49	29.69s	30.68s
8	CHARGING BULL	5	38.8m	16.2m (1)	16.2m (2)	2:07.61	29.42s	30.21s
9	SHEZA BETTOR GEM	6	39.0m	9.2m (0)	11.8m (0)	2:07.63	29.61s	30.53s
3	BLACK ART	7	40.2m	11.6m (1)	13.4m (1)	2:07.72	29.56s	30.51s
1	TRIOLI	8	41.8m	0.0m (0)	3.2m (0)	2:07.84	29.67s	31.34s
4	TULHURST TIMMY	9	51.8m	7.4m (1)	7.6m (1)	2:08.59	29.46s	31.74s

## Finish Position and metres gained

First Arrow shows distance gain/loss from 2nd Qtr to 3rd Qtr, Second Arrow shows distance gain/loss from 3rd Qtr to Finish. Blue arrow indicates best gain in these quarters.



Visual positions in race at 2nd Quarter



Visual positions in race at 3rd Quarter

# Young Race 8 Distance 1720m

Friday, 12 April 2024


Gross Time: 2:08.80 MileRate: 2:00.50 LeadTime: 6.60s First Qtr: 30.30s Second Qtr: 31.90s Third Qtr: 30.10s Fourth Qtr: 29.90s

DATA TABLE: 800 / 400 Posi's are position from leader and (how wide the horse was at that position)

No	Horse	Plc	Mar	800 Posi	400 Posi	Time	3rd Qtr	4th Qt
2	PENCIL ME IN	1	0.0m	0.0m (0)	2.6m (0)	2:08.80	30.29s	29.71s
4	THE MAYNE MARA	2	0.5m	7.6m (1)	0.0m (2)	2:08.84	29.53s	29.94s
5	CAN DO MAGIC	3	1.7m	3.4m (1)	0.6m (1)	2:08.93	29.89s	29.98s
1	TINNYSMEDAD	4	6.9m	8.6m (0)	10.8m (1)	2:09.34	30.26s	29.61s
10	ROCKNROLL RAMBO	5	12.6m	21.2m (1)	20.0m (2)	2:09.79	30.01s	29.35s
8	TASSIE SAFARI	6	12.7m	12.2m (1)	10.2m (2)	2:09.79	29.95s	30.09s
9	DANCE MAJOR	7	14.8m	16.4m (1)	15.0m (2)	2:09.96	30.00s	29.89s
3	IRISH SPEED	8	28.4m	4.2m (0)	11.4m (0)	2:11.02	30.64s	31.16s
6	ABERCROMBIE LIMBO	9	31.3m	17.0m (0)	19.6m (0)	2:11.25	30.30s	30.77s
7	TULHURST JANET	10	31.8m	12.8m (0)	19.8m (1)	2:11.29	30.63s	30.79s

## Finish Position and metres gained

First Arrow shows distance gain/loss from 2nd Qtr to 3rd Qtr, Second Arrow shows distance gain/loss from 3rd Qtr to Finish  
Blue arrow indicates best gain in these quarters.



800

Visual positions in race at 2nd Quarter



400

Visual positions in race at 3rd Quarter

