

Menangle Race 1 Distance 2300m

Tuesday, 16 April 2024

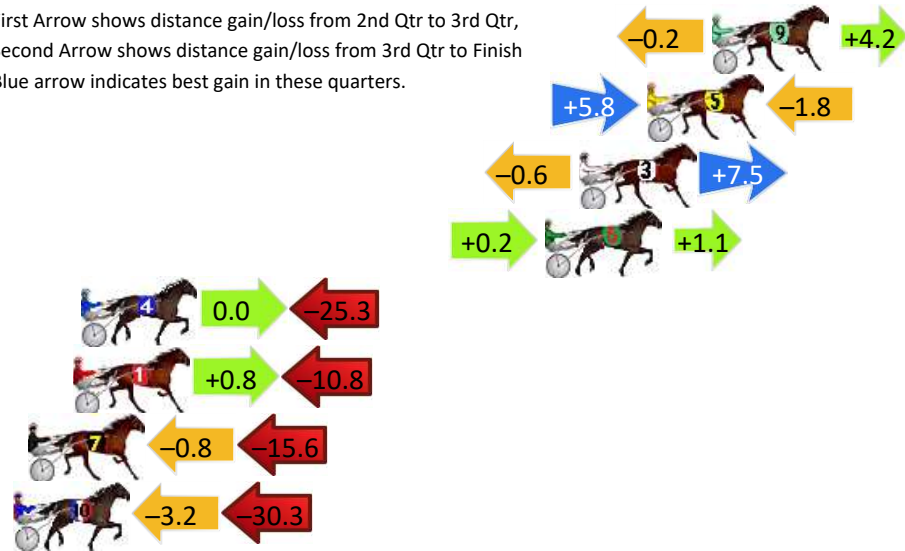
Gross Time: 2:52.10 MileRate: 2:00.40 LeadTime: 50.20s First Qtr: 31.70s Second Qtr: 30.60s Third Qtr: 29.60s Fourth Qtr: 30.00s

DATA TABLE: 800 / 400 Posi's are position from leader and (how wide the horse was at that position)

No	Horse	Plc	Mar	800 Posi	400 Posi	Time	3rd Qtr	4th Qt
9	TIGER TEE	1	0.0m	4.0m (0)	4.2m (0)	2:52.10	29.62s	29.69s
5	TEDESCO	2	2.6m	6.6m (1)	0.8m (1)	2:52.30	29.17s	30.13s
3	DOWN UNDER EARL	3	5.3m	12.2m (0)	12.8m (0)	2:52.52	29.65s	29.44s
6	MELPARK MAGIC	4	6.7m	8.0m (0)	7.8m (1)	2:52.63	29.59s	29.92s
4	SHOULD BEABARCA	5	25.3m	0.0m (0)	0.0m (0)	2:54.09	29.59s	31.89s
1	THE NIGHT KING	6	25.6m	15.6m (1)	14.8m (2)	2:54.11	29.54s	30.81s
7	DANCINGALLALONE	7	27.4m	11.0m (1)	11.8m (1)	2:54.25	29.65s	31.16s
10	LOVE WHO	8	53.5m	20.0m (1)	23.2m (0)	2:56.30	29.82s	32.26s

Finish Position and metres gained

First Arrow shows distance gain/loss from 2nd Qtr to 3rd Qtr, Second Arrow shows distance gain/loss from 3rd Qtr to Finish
Blue arrow indicates best gain in these quarters.



800

Visual positions in race at 2nd Quarter



400

Visual positions in race at 3rd Quarter

Menangle Race 2 Distance 1609m

Tuesday, 16 April 2024



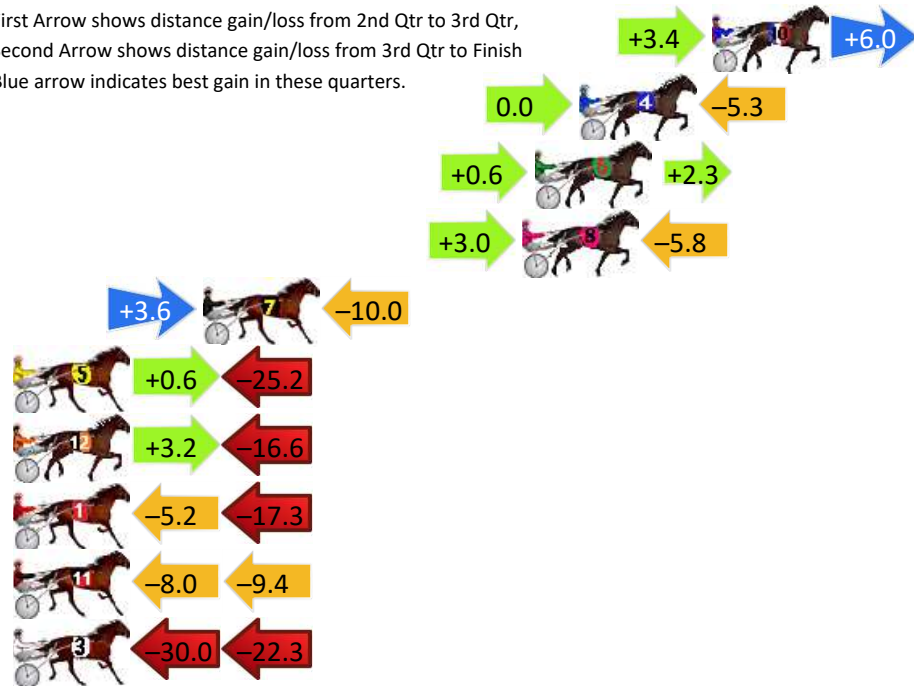
Gross Time: 1:58.30 MileRate: 1:58.30 LeadTime: 0.00s First Qtr: 29.40s Second Qtr: 31.60s Third Qtr: 29.30s Fourth Qtr: 28.00s

DATA TABLE: 800 / 400 Posi's are position from leader and (how wide the horse was at that position)

No	Horse	Plc	Mar	800 Posi	400 Posi	Time	3rd Qtr	4th Qt
10	AJAY VOLSTEAD	1	0.0m	9.4m (1)	6.0m (1)	1:58.30	29.05s	27.58s
4	NORDIC REIGN	2	5.3m	0.0m (0)	0.0m (0)	1:58.69	29.31s	28.37s
6	MAJESTIC MONARCH	3	7.1m	10.0m (0)	9.4m (0)	1:58.82	29.25s	27.84s
8	IMPACT STRIDE	4	7.6m	4.8m (1)	1.8m (1)	1:58.86	29.10s	28.40s
7	RACING EYES	5	20.4m	14.0m (1)	10.4m (1)	1:59.80	29.06s	28.70s
5	TARENDAISE	6	30.0m	5.4m (0)	4.8m (0)	2:00.51	29.30s	29.75s
12	YUKOND ME	7	31.6m	18.2m (1)	15.0m (1)	2:00.63	29.10s	29.16s
1	ABBYKA	8	45.1m	22.6m (0)	27.8m (0)	2:01.62	29.70s	29.20s
11	MAXIMUS MERIDIUS	9	57.4m	40.0m (0)	48.0m (0)	2:02.53	29.88s	28.65s
3	KARAKAJACK TOOTH	10	312.3m	260.0m (0)	290.0m (0)	2:21.29	31.47s	29.55s

Finish Position and metres gained

First Arrow shows distance gain/loss from 2nd Qtr to 3rd Qtr, Second Arrow shows distance gain/loss from 3rd Qtr to Finish
Blue arrow indicates best gain in these quarters.



Menangle Race 3 Distance 2300m

Tuesday, 16 April 2024


Gross Time: 2:50.30 MileRate: 1:59.20 LeadTime: 50.70s First Qtr: 31.30s Second Qtr: 30.10s Third Qtr: 28.80s Fourth Qtr: 29.40s

DATA TABLE: 800 / 400 Posi's are position from leader and (how wide the horse was at that position)

No	Horse	Plc	Mar	800 Posi	400 Posi	Time	3rd Qtr	4th Qt
1	VIKSUN	1	0.0m	4.0m (0)	7.2m (1)	2:50.30	29.04s	28.87s
2	INSTANT DELIGHT	2	0.4m	16.4m (0)	17.6m (0)	2:50.33	28.90s	28.14s
3	MONARCH STRIDE	3	1.4m	20.4m (0)	22.0m (0)	2:50.41	28.93s	27.89s
10	SPEEDY LOVER	4	2.0m	11.4m (1)	4.2m (2)	2:50.45	28.28s	29.24s
6	ALDEBARAN JENSEN	5	4.2m	8.0m (0)	10.2m (2)	2:50.62	28.96s	28.96s
8	AFFAIRE DE COVER	6	5.5m	15.6m (1)	10.4m (3)	2:50.72	28.43s	29.04s
9	LEAF STRIDE	7	14.1m	5.6m (1)	0.0m (1)	2:51.39	28.38s	30.43s
7	ITZFERGIETIME	8	15.0m	12.4m (0)	14.6m (3)	2:51.46	28.96s	29.43s
4	PHARISEE	9	22.4m	20.0m (1)	15.2m (4)	2:52.03	28.45s	29.93s
5	MY LIGHTNING MCQUEEN	10	163.1m	0.0m (0)	3.6m (0)	3:02.87	28.94s	41.06s


Finish Position and metres gained

First Arrow shows distance gain/loss from 2nd Qtr to 3rd Qtr, Second Arrow shows distance gain/loss from 3rd Qtr to Finish
Blue arrow indicates best gain in these quarters.



800

Visual positions in race at 2nd Quarter



400

Visual positions in race at 3rd Quarter



Menangle Race 4 Distance 1609m

Tuesday, 16 April 2024


Gross Time: 1:54.30 MileRate: 1:54.30 LeadTime: 0.00s First Qtr: 27.80s Second Qtr: 29.90s Third Qtr: 28.00s Fourth Qtr: 28.60s

DATA TABLE: 800 / 400 Posi's are position from leader and (how wide the horse was at that position)

No	Horse	Plc	Mar	800 Posi	400 Posi	Time	3rd Qtr	4th Qt
3	FIFTYSHADES CRESCO	1	0.0m	10.2m (1)	8.8m (2)	1:54.30	27.91s	27.97s
5	OPERATIVE ANNA	2	2.3m	8.2m (0)	9.0m (0)	1:54.47	28.06s	28.12s
6	WHAT FOR	3	5.3m	22.6m (1)	20.0m (0)	1:54.70	27.83s	27.55s
10	WILL I AM	4	5.4m	4.2m (0)	4.0m (0)	1:54.71	27.98s	28.70s
1	ALL NIGHT LONG	5	6.0m	0.0m (0)	0.0m (0)	1:54.75	28.00s	29.03s
9	CRAZY SHIPPO	6	11.7m	6.2m (1)	8.4m (1)	1:55.18	28.15s	28.83s
8	AERODYNE GUY	7	12.1m	12.6m (0)	13.4m (0)	1:55.21	28.06s	28.51s
2	OJENNY MAY	8	14.4m	14.0m (1)	12.8m (2)	1:55.38	27.91s	28.71s
4	CARIBBEAN RUNA	9	15.3m	18.4m (1)	14.4m (1)	1:55.45	27.72s	28.66s
7	SHARK DANCER	10	42.8m	2.0m (1)	4.2m (1)	1:57.51	28.13s	31.34s

Finish Position and metres gained

First Arrow shows distance gain/loss from 2nd Qtr to 3rd Qtr, Second Arrow shows distance gain/loss from 3rd Qtr to Finish
Blue arrow indicates best gain in these quarters.



800

Visual positions in race at 2nd Quarter



400

Visual positions in race at 3rd Quarter

Menangle Race 5 Distance 1609m

Tuesday, 16 April 2024


Gross Time: 1:53.40 MileRate: 1:53.40 LeadTime: 0.00s First Qtr: 27.40s Second Qtr: 29.80s Third Qtr: 28.30s Fourth Qtr: 27.90s

DATA TABLE: 800 / 400 Posi's are position from leader and (how wide the horse was at that position)

No	Horse	Plc	Mar	800 Posi	400 Posi	Time	3rd Qtr	4th Qt
2	MICHAEL CAINE	1	0.0m	8.8m (0)	8.2m (0)	1:53.40	28.25s	27.33s
5	KEEPERS IDEAL	2	0.5m	4.2m (0)	4.2m (0)	1:53.44	28.30s	27.64s
4	ELEAZAR	3	6.9m	7.4m (1)	0.8m (1)	1:53.91	27.84s	28.32s
7	KNOCKAWARWON	4	7.2m	11.4m (1)	5.0m (2)	1:53.93	27.85s	28.05s
8	EXPLOSIVE BRONSKI	5	8.4m	15.4m (1)	9.0m (2)	1:54.02	27.85s	27.86s
6	CORZAN DRAMA	6	9.6m	0.0m (0)	0.0m (0)	1:54.10	28.30s	28.57s
1	SCANDALIZING	7	11.7m	12.8m (0)	12.2m (0)	1:54.26	28.26s	27.87s
3	MORRIS BROWN	8	13.9m	17.0m (0)	16.6m (0)	1:54.42	28.27s	27.71s
10	BROOKESSMARTDAN CER	9	20.7m	19.8m (1)	14.2m (1)	1:54.92	27.91s	28.35s
9	WOODLEA BEAVER	10	22.2m	21.0m (0)	19.6m (1)	1:55.03	28.20s	28.08s

Finish Position and metres gained

First Arrow shows distance gain/loss from 2nd Qtr to 3rd Qtr, Second Arrow shows distance gain/loss from 3rd Qtr to Finish
Blue arrow indicates best gain in these quarters.



800

Visual positions in race at 2nd Quarter



400

Visual positions in race at 3rd Quarter



Menangle Race 6 Distance 1609m

Tuesday, 16 April 2024

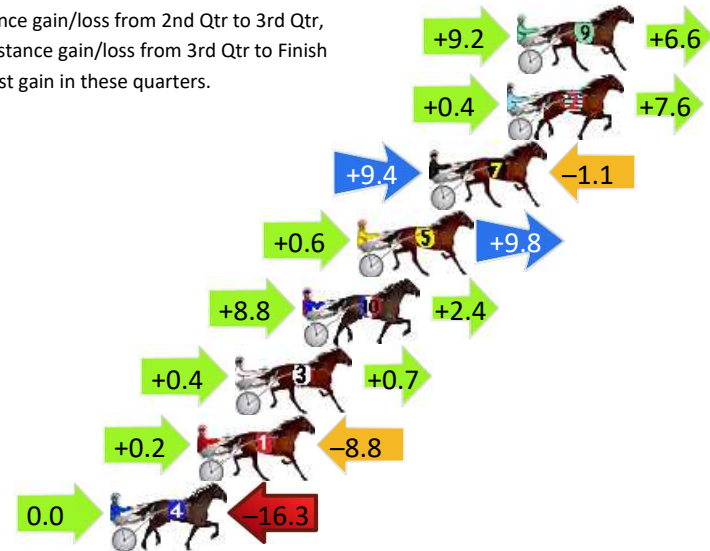
Gross Time: 1:53.50 MileRate: 1:53.50 LeadTime: 0.00s First Qtr: 27.60s Second Qtr: 29.70s Third Qtr: 28.10s Fourth Qtr: 28.10s

DATA TABLE: 800 / 400 Posi's are position from leader and (how wide the horse was at that position)

No	Horse	Plc	Mar	800 Posi	400 Posi	Time	3rd Qtr	4th Qt
9	SWEET HAYLEY JANE	1	0.0m	15.8m (1)	6.6m (1)	1:53.50	27.46s	27.64s
2	WEAREALLALONE	2	0.4m	8.4m (0)	8.0m (0)	1:53.53	28.07s	27.57s
7	KATES VIRTUE	3	3.5m	11.8m (1)	2.4m (1)	1:53.76	27.44s	28.18s
5	ARENA QUEEN	4	6.4m	16.8m (0)	16.2m (1)	1:53.97	28.06s	27.42s
10	CHARLIES ACE	5	8.6m	19.8m (1)	11.0m (1)	1:54.14	27.49s	27.93s
3	TAKE IT DOWN	6	11.3m	12.4m (0)	12.0m (0)	1:54.33	28.07s	28.05s
1	ROSE NOIRE	7	12.8m	4.2m (0)	4.0m (0)	1:54.45	28.09s	28.71s
4	MINI MINE YET	8	16.3m	0.0m (0)	0.0m (0)	1:54.70	28.10s	29.24s

Finish Position and metres gained

First Arrow shows distance gain/loss from 2nd Qtr to 3rd Qtr, Second Arrow shows distance gain/loss from 3rd Qtr to Finish
Blue arrow indicates best gain in these quarters.



8
0
0

Visual positions in race at 2nd Quarter



4
0
0

Visual positions in race at 3rd Quarter



Menangle Race 7 Distance 1609m




Tuesday, 16 April 2024

Gross Time: 1:52.20 MileRate: 1:52.20 LeadTime: 0.00s First Qtr: 27.40s Second Qtr: 30.20s Third Qtr: 27.70s Fourth Qtr: 26.90s

DATA TABLE: 800 / 400 Posi's are position from leader and (how wide the horse was at that position)

No	Horse	Plc	Mar	800 Posi	400 Posi	Time	3rd Qtr	4th Qt
8	ITZMINEONTHELINE	1	0.0m	0.0m (0)	0.0m (0)	1:52.20	27.70s	26.90s
10	ZENXENA	2	10.2m	16.2m (1)	20.8m (2)	1:52.92	28.00s	26.19s
6	VINKE B	3	10.3m	7.2m (1)	11.6m (1)	1:52.93	28.00s	26.81s
7	ITS DOWN TO DIGGER	4	13.5m	2.8m (1)	7.6m (1)	1:53.16	28.03s	27.29s
3	POWER UP	5	17.2m	10.0m (0)	14.4m (0)	1:53.42	28.00s	27.09s
9	MAGIC MATTEO	6	20.9m	11.8m (1)	17.6m (1)	1:53.68	28.10s	27.12s
5	AGIFTFROMTHEANGELS	7	27.1m	14.4m (0)	19.6m (0)	1:54.12	28.06s	27.40s
2	SPIRIT AND SOUL	8	32.0m	4.0m (0)	7.4m (0)	1:54.47	27.96s	28.55s

Finish Position and metres gained



Menangle Race 8 Distance 1609m

Tuesday, 16 April 2024

Gross Time: 1:54.30 MileRate: 1:54.30 LeadTime: 0.00s First Qtr: 28.20s Second Qtr: 30.50s Third Qtr: 29.40s Fourth Qtr: 26.20s

DATA TABLE: 800 / 400 Posi's are position from leader and (how wide the horse was at that position)

No	Horse	Plc	Mar	800 Posi	400 Posi	Time	3rd Qtr	4th Qt
7	GIVE ME A MINUTE	1	0.0m	0.0m (0)	0.0m (0)	1:54.30	29.40s	26.20s
1	IL BANDITO	2	10.0m	4.2m (0)	4.0m (0)	1:54.99	29.41s	26.59s
6	FOXY DADA	3	13.0m	19.2m (1)	12.2m (2)	1:55.20	28.92s	26.25s
8	SHEZ THE REASON	4	18.7m	23.2m (1)	16.2m (2)	1:55.59	28.93s	26.36s
2	GIMMEFIVEMINUTES MORE	5	19.1m	8.2m (0)	8.0m (0)	1:55.62	29.43s	26.92s
5	BETTERTHANFEDERER	6	24.4m	12.2m (0)	12.4m (0)	1:55.99	29.46s	26.98s
4	TOMMY WATERHOUSE	7	31.0m	16.0m (0)	17.4m (0)	1:56.44	29.55s	27.09s
10	NEPTUNE	8	38.9m	14.4m (1)	8.2m (2)	1:56.99	29.09s	28.20s
3	BOYZHAVTIME	9	52.4m	10.8m (1)	5.4m (1)	1:57.92	29.21s	29.26s

Finish Position and metres gained

