

Young Race 1 Distance 2100m

Tuesday, 16 April 2024

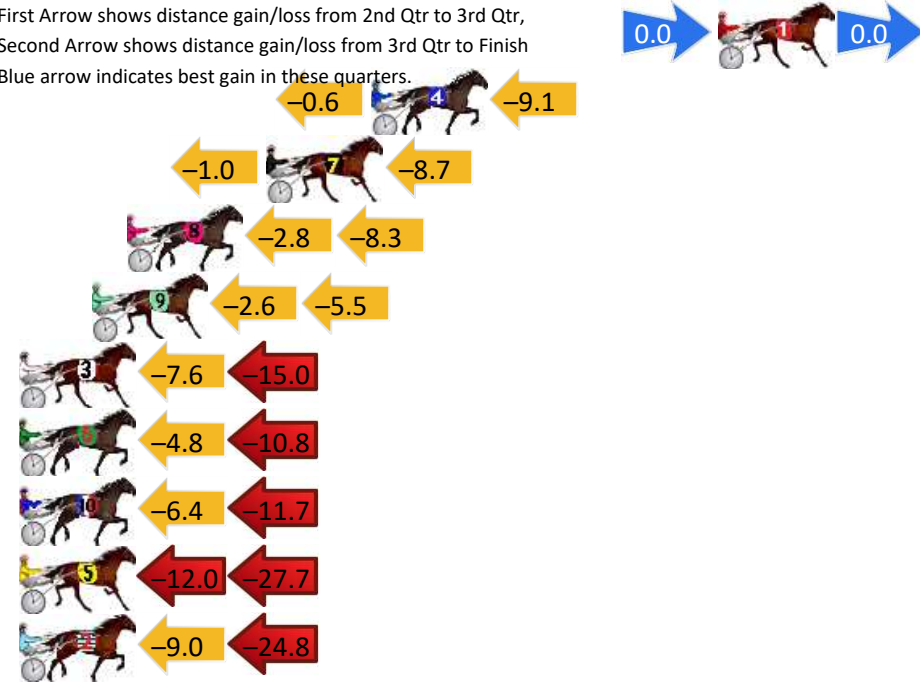
Gross Time: 2:38.50 MileRate: 2:01.50 LeadTime: 35.90s First Qtr: 32.20s Second Qtr: 33.20s Third Qtr: 29.10s Fourth Qtr: 28.10s

DATA TABLE: 800 / 400 Posi's are position from leader and (how wide the horse was at that position)

No	Horse	Plc	Mar	800 Posi	400 Posi	Time	3rd Qtr	4th Qt
1	DELIGHTFUL STAR	1	0.0m	0.0m (0)	0.0m (0)	2:38.50	29.10s	28.10s
4	NIXSUN	2	13.9m	4.2m (0)	4.8m (0)	2:39.53	29.15s	28.74s
7	CARMEN ON BLING	3	18.1m	8.4m (0)	9.4m (1)	2:39.84	29.18s	28.71s
8	JUSTADIVA	4	23.7m	12.6m (0)	15.4m (0)	2:40.25	29.31s	28.68s
9	NOVA JO	5	25.1m	17.0m (0)	19.6m (0)	2:40.35	29.29s	28.48s
3	TORQUE NO FEAR	6	34.6m	12.0m (1)	19.6m (2)	2:41.06	29.66s	29.15s
6	RED ROCK	7	36.0m	20.4m (1)	25.2m (1)	2:41.16	29.45s	28.85s
10	LEAD ROLE	8	43.9m	25.8m (1)	32.2m (1)	2:41.74	29.57s	28.92s
5	EIGHT GAUGE	9	47.5m	7.8m (1)	19.8m (1)	2:42.01	29.99s	30.04s
2	SHERMAN	10	49.8m	16.0m (1)	25.0m (0)	2:42.18	29.77s	29.83s

Finish Position and metres gained

First Arrow shows distance gain/loss from 2nd Qtr to 3rd Qtr, Second Arrow shows distance gain/loss from 3rd Qtr to Finish
Blue arrow indicates best gain in these quarters.



800

Visual positions in race at 2nd Quarter



400

Visual positions in race at 3rd Quarter



Young Race 2 Distance 2100m

Tuesday, 16 April 2024


Gross Time: 2:37.30 MileRate: 2:00.60 LeadTime: 37.10s First Qtr: 31.60s Second Qtr: 30.90s Third Qtr: 29.00s Fourth Qtr: 28.70s

DATA TABLE: 800 / 400 Posi's are position from leader and (how wide the horse was at that position)

No	Horse	Plc	Mar	800 Posi	400 Posi	Time	3rd Qtr	4th Qt
7	BUDDY BRILLIANCE	1	0.0m	0.2m (1)	0.0m (1)	2:37.30	28.99s	28.70s
4	TAKE A HIKE	2	13.9m	3.8m (0)	8.2m (0)	2:38.35	29.32s	29.11s
9	JOHNNYS BLUE	3	16.8m	4.4m (1)	7.0m (1)	2:38.57	29.19s	29.40s
8	DEE TERROR	4	19.5m	12.4m (0)	18.4m (0)	2:38.77	29.43s	28.78s
2	BULLI BELLE	5	24.7m	8.0m (0)	13.8m (0)	2:39.16	29.42s	29.48s
1	MACH NINE	6	27.5m	0.0m (0)	4.2m (0)	2:39.37	29.31s	30.36s
6	POPPY WAH WAH	7	38.1m	8.2m (1)	12.2m (1)	2:40.17	29.30s	30.55s
3	ORANGE FEVER	8	39.1m	12.4m (1)	18.2m (1)	2:40.25	29.42s	30.19s
5	INGERMARLA	9	49.6m	16.8m (0)	30.4m (0)	2:41.04	29.98s	30.07s
10	ACE OF REASON	10	74.4m	25.0m (1)	33.6m (1)	2:42.91	29.63s	31.61s

Finish Position and metres gained

First Arrow shows distance gain/loss from 2nd Qtr to 3rd Qtr, Second Arrow shows distance gain/loss from 3rd Qtr to Finish
Blue arrow indicates best gain in these quarters.



800

Visual positions in race at 2nd Quarter



400

Visual positions in race at 3rd Quarter



Young Race 3 Distance 1720m

Tuesday, 16 April 2024

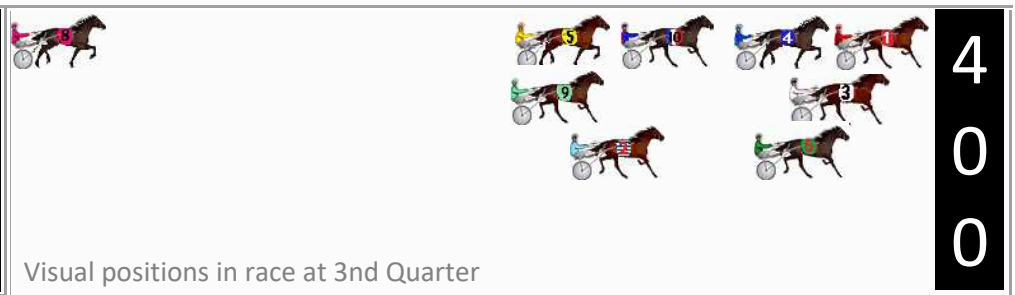


Gross Time: 2:06.40 MileRate: 1:58.20 LeadTime: 6.20s First Qtr: 28.90s Second Qtr: 32.20s Third Qtr: 29.70s Fourth Qtr: 29.40s

DATA TABLE: 800 / 400 Posi's are position from leader and (how wide the horse was at that position)

No	Horse	Plc	Mar	800 Posi	400 Posi	Time	3rd Qtr	4th Qt
6	CATCH THE SHARK	1	0.0m	5.6m (1)	3.2m (2)	2:06.40	29.52s	29.17s
1	SPORTY BANYULA	2	0.2m	0.0m (0)	0.0m (0)	2:06.42	29.70s	29.41s
10	KING COREY	3	2.9m	8.8m (0)	8.6m (0)	2:06.62	29.68s	28.98s
4	TULHURST WRITER	4	3.9m	4.0m (0)	4.0m (0)	2:06.70	29.70s	29.39s
5	TULHURST PEBBLES	5	4.2m	13.2m (0)	12.8m (0)	2:06.72	29.67s	28.77s
3	TIPPING POINT	6	13.8m	1.4m (1)	1.8m (1)	2:07.46	29.73s	30.28s
9	ALABAMA MISS	7	15.4m	14.6m (1)	13.0m (1)	2:07.59	29.58s	29.58s
2	LIMBO LENNY	8	26.0m	9.6m (1)	10.6m (2)	2:08.40	29.78s	30.53s
8	LILYS REASON	9	175.9m	100.0m (0)	130.0m (0)	2:19.96	31.92s	32.75s

Finish Position and metres gained

First Arrow shows distance gain/loss from 2nd Qtr to 3rd Qtr, Second Arrow shows distance gain/loss from 3rd Qtr to Finish. Blue arrow indicates best gain in these quarters.



Young Race 4 Distance 1720m

Tuesday, 16 April 2024


Gross Time: 2:06.00 MileRate: 1:57.90 LeadTime: 6.40s First Qtr: 28.80s Second Qtr: 31.40s Third Qtr: 30.00s Fourth Qtr: 29.40s

DATA TABLE: 800 / 400 Posi's are position from leader and (how wide the horse was at that position)

No	Horse	Plc	Mar	800 Posi	400 Posi	Time	3rd Qtr	4th Qt
5	VILLAGE AREA	1	0.0m	8.6m (0)	8.8m (1)	2:06.00	30.01s	28.76s
8	IMPERIOUS	2	6.5m	11.6m (1)	6.0m (2)	2:06.50	29.59s	29.44s
10	HART BY THE BEACH	3	8.6m	5.8m (1)	0.0m (1)	2:06.66	29.58s	30.03s
4	SONGBIRD	4	9.2m	0.0m (0)	0.8m (0)	2:06.71	30.07s	30.01s
1	KEAYANG DOMINO	5	10.9m	4.0m (0)	5.0m (0)	2:06.84	30.08s	29.83s
3	ALLIYAHS HOPE	6	11.8m	13.4m (0)	10.4m (0)	2:06.91	29.78s	29.50s
2	DONT TELL PHYLLIS	7	16.0m	0.8m (1)	4.2m (1)	2:07.23	30.26s	30.26s
6	SPORTY MICKILLA	8	16.2m	16.4m (1)	13.4m (1)	2:07.25	29.78s	29.60s
7	MCLEAN	9	19.8m	22.0m (1)	19.6m (1)	2:07.53	29.82s	29.41s
9	HOLY CAMP PAXTON	10	20.5m	18.8m (0)	18.2m (0)	2:07.58	29.96s	29.57s

Finish Position and metres gained

First Arrow shows distance gain/loss from 2nd Qtr to 3rd Qtr, Second Arrow shows distance gain/loss from 3rd Qtr to Finish
Blue arrow indicates best gain in these quarters.



800

Visual positions in race at 2nd Quarter



400

Visual positions in race at 3rd Quarter

Young Race 5 Distance 1720m

Tuesday, 16 April 2024

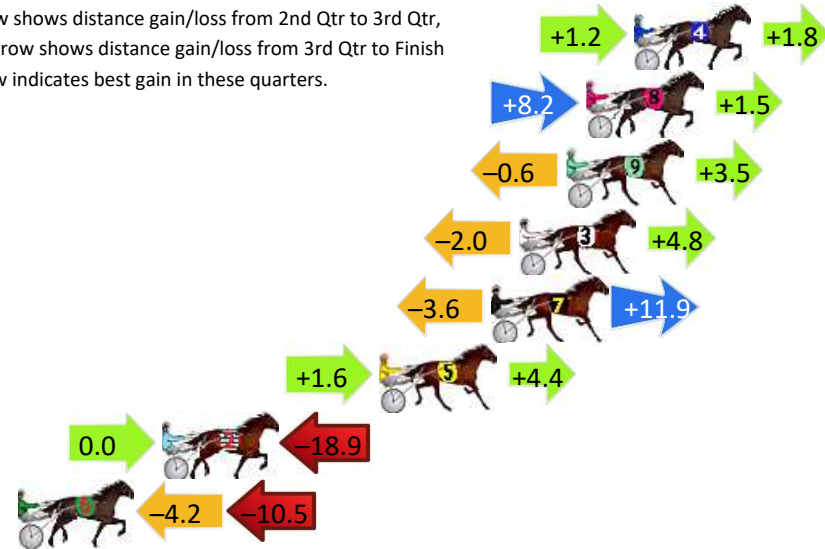
Gross Time: 2:06.50 MileRate: 1:58.40 LeadTime: 6.20s First Qtr: 28.60s Second Qtr: 31.20s Third Qtr: 30.20s Fourth Qtr: 30.30s

DATA TABLE: 800 / 400 Posi's are position from leader and (how wide the horse was at that position)

No	Horse	Plc	Mar	800 Posi	400 Posi	Time	3rd Qtr	4th Qt
4	SIX AGAIN	1	0.0m	3.0m (1)	1.8m (1)	2:06.50	30.11s	30.16s
8	CHANGE OF MIND	2	1.9m	11.6m (1)	3.4m (2)	2:06.65	29.58s	30.19s
9	A DUSTY DANCE	3	2.7m	5.6m (0)	6.2m (1)	2:06.71	30.25s	30.04s
3	MICK DANGER	4	4.6m	7.4m (1)	9.4m (2)	2:06.86	30.35s	29.94s
7	WESTERN BILL	5	5.7m	14.0m (0)	17.6m (1)	2:06.95	30.47s	29.40s
5	BACKINTOWN	6	10.2m	16.2m (1)	14.6m (2)	2:07.31	30.08s	29.97s
2	JILLIBY SAFFRON	7	18.9m	0.0m (0)	0.0m (0)	2:08.00	30.20s	31.72s
6	THE KAPITI EXPRESS	8	24.7m	10.0m (0)	14.2m (0)	2:08.46	30.51s	31.09s

Finish Position and metres gained

First Arrow shows distance gain/loss from 2nd Qtr to 3rd Qtr, Second Arrow shows distance gain/loss from 3rd Qtr to Finish
Blue arrow indicates best gain in these quarters.



800

Visual positions in race at 2nd Quarter



400

Visual positions in race at 3rd Quarter



Young Race 6 Distance 1720m

Tuesday, 16 April 2024

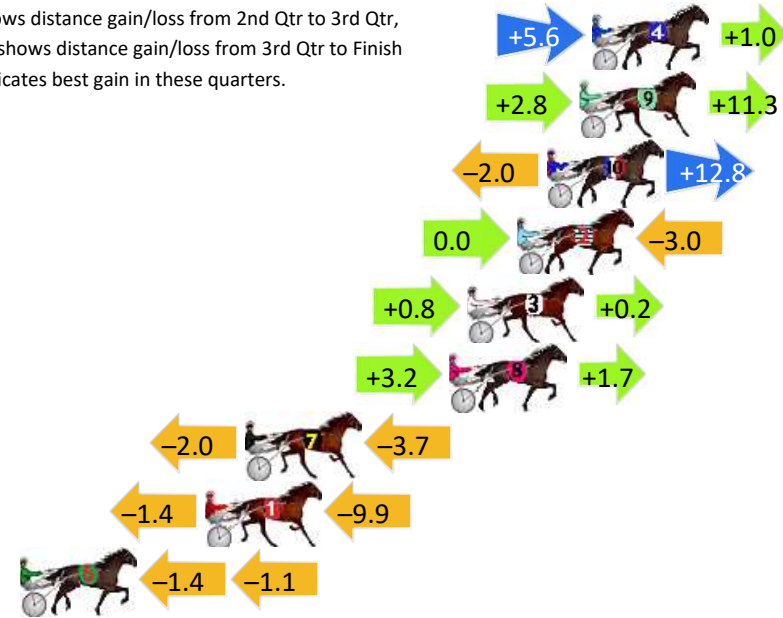
Gross Time: 2:06.40 MileRate: 1:58.30 LeadTime: 6.30s First Qtr: 28.30s Second Qtr: 30.90s Third Qtr: 30.10s Fourth Qtr: 30.80s

DATA TABLE: 800 / 400 Posi's are position from leader and (how wide the horse was at that position)

No	Horse	Plc	Mar	800 Posi	400 Posi	Time	3rd Qtr	4th Qt
4	JOES REDEMPTION	1	0.0m	6.6m (2)	1.0m (1)	2:06.40	29.68s	30.72s
9	TULHURST SMOOCHER	2	0.5m	14.6m (1)	11.8m (2)	2:06.44	29.90s	29.93s
10	RIVERINA FLASH	3	1.8m	12.6m (0)	14.6m (0)	2:06.55	30.26s	29.82s
2	JACKS LAST HOO RAA	4	3.0m	0.0m (0)	0.0m (0)	2:06.64	30.10s	31.03s
3	NIFTY SCHOOBEE	5	5.0m	6.0m (1)	5.2m (1)	2:06.80	30.04s	30.78s
8	THATS THE ATTITUDE	6	5.7m	10.6m (1)	7.4m (2)	2:06.86	29.86s	30.67s
7	MASTABLASTA	7	13.9m	8.2m (0)	10.2m (1)	2:07.52	30.25s	31.08s
1	ALICE ON THE BEACH	8	15.5m	4.2m (0)	5.6m (0)	2:07.65	30.20s	31.56s
6	OURMATE GEEJAY	9	22.9m	20.4m (1)	21.8m (0)	2:08.25	30.21s	30.88s


Finish Position and metres gained

First Arrow shows distance gain/loss from 2nd Qtr to 3rd Qtr, Second Arrow shows distance gain/loss from 3rd Qtr to Finish Blue arrow indicates best gain in these quarters.



800

Visual positions in race at 2nd Quarter



400

Visual positions in race at 3rd Quarter



Young Race 7 Distance 1720m

Tuesday, 16 April 2024

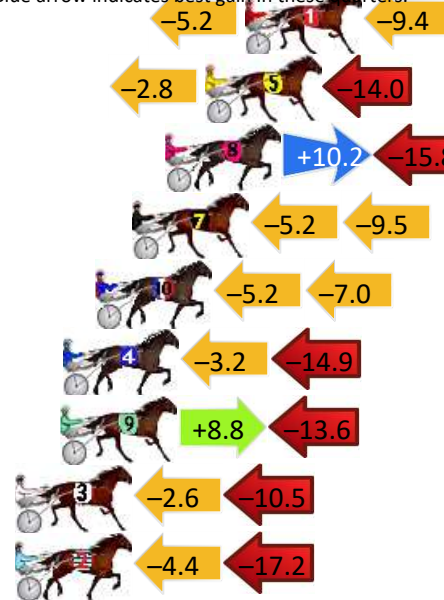
Gross Time: 2:07.50 MileRate: 1:59.30 LeadTime: 6.40s First Qtr: 29.80s Second Qtr: 32.10s Third Qtr: 29.70s Fourth Qtr: 29.50s

DATA TABLE: 800 / 400 Posi's are position from leader and (how wide the horse was at that position)

No	Horse	Plc	Mar	800 Posi	400 Posi	Time	3rd Qtr	4th Qt
6	MASAKE	1	0.0m	0.0m (0)	0.0m (0)	2:07.50	29.70s	29.50s
1	MASTER OF ILLUSION	2	18.8m	4.2m (0)	9.4m (0)	2:08.95	30.08s	30.19s
5	MILLYS PRINCE	3	20.4m	3.6m (1)	6.4m (1)	2:09.08	29.91s	30.53s
8	BURRABADINE DANCER	4	22.0m	16.4m (2)	6.2m (2)	2:09.20	28.95s	30.66s
7	ADAMS IT	5	23.3m	8.6m (0)	13.8m (0)	2:09.30	30.09s	30.20s
10	PARK RUN	6	24.8m	12.6m (0)	17.8m (0)	2:09.42	30.08s	30.01s
4	NOTTADOUBT	7	26.1m	8.0m (1)	11.2m (1)	2:09.52	29.94s	30.59s
9	COMPLICATED	8	26.2m	21.4m (1)	12.6m (2)	2:09.53	29.06s	30.50s
3	SUNNYWITHACHANCE	9	29.5m	16.4m (0)	19.0m (2)	2:09.78	29.89s	30.27s
2	MOST CERTAIN MICKY	10	34.2m	12.6m (1)	17.0m (1)	2:10.14	30.03s	30.76s

Finish Position and metres gained

First Arrow shows distance gain/loss from 2nd Qtr to 3rd Qtr, Second Arrow shows distance gain/loss from 3rd Qtr to Finish. Blue arrow indicates best gain in these quarters.



800

Visual positions in race at 2nd Quarter



400

Visual positions in race at 3rd Quarter



Sectional Analysis Software

Not just form | Free Trial

www.facebook.com/PJHarnessRacing



RISE Digital, Harness Racing Australia nor the provider accepts any responsibility for the completeness or accuracy of any of the information contained herein, and makes no representations about its suitability for any particular purpose. Users should make their own judgements about those matters and/or seek independent advice. You assume all risks associated with use of data provided on this page

Young Race 8 Distance 1720m

Tuesday, 16 April 2024

Gross Time: 2:08.70 MileRate: 2:00.40 LeadTime: 6.50s First Qtr: 29.80s Second Qtr: 32.00s Third Qtr: 30.30s Fourth Qtr: 30.10s

DATA TABLE: 800 / 400 Posi's are position from leader and (how wide the horse was at that position)

No	Horse	Plc	Mar	800 Posi	400 Posi	Time	3rd Qtr	4th Qt
5	TREACHEROUS GABBY	1	0.0m	0.0m (0)	0.0m (0)	2:08.70	30.30s	30.10s
3	ALISKI	2	3.1m	4.0m (0)	4.6m (0)	2:08.94	30.34s	29.99s
10	ROCKNROLL RAMBO	3	6.3m	3.0m (1)	4.0m (1)	2:09.20	30.38s	30.27s
6	EYES FOR DOLLARS	4	15.4m	7.0m (1)	9.2m (1)	2:09.91	30.47s	30.56s
8	MOVINTOHELLANDBACK	5	20.1m	36.0m (0)	25.0m (1)	2:10.28	29.47s	29.73s
4	NORDIC ICE DRIFT	6	24.0m	28.2m (0)	30.0m (0)	2:10.59	30.43s	29.65s
7	HARVEY HUGHES	7	328.8m	180.0m (0)	230.0m (0)	2:34.62	34.08s	37.49s
1	EMILYS PRINCE	8	786.3m	400.0m (0)	550.0m (0)	3:10.68	41.62s	47.78s
2	DOTTIE FEELS GOOD	9	803.7m	600.0m (0)	700.0m (0)	3:12.05	37.83s	37.86s

Finish Position and metres gained

First Arrow shows distance gain/loss from 2nd Qtr to 3rd Qtr, Second Arrow shows distance gain/loss from 3rd Qtr to Finish
Blue arrow indicates best gain in these quarters.

