

Menangle Race 1 Distance 1609m

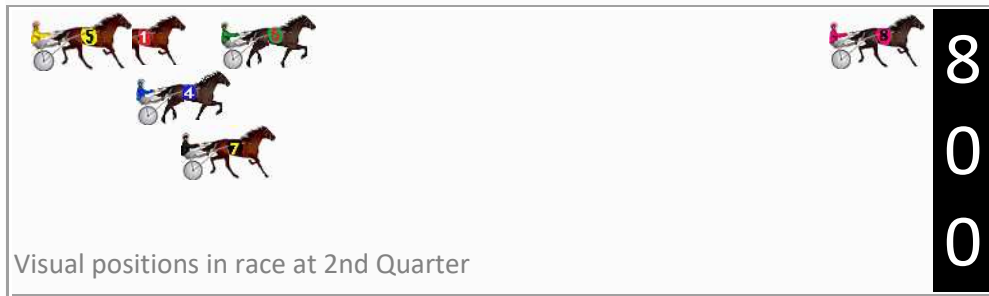
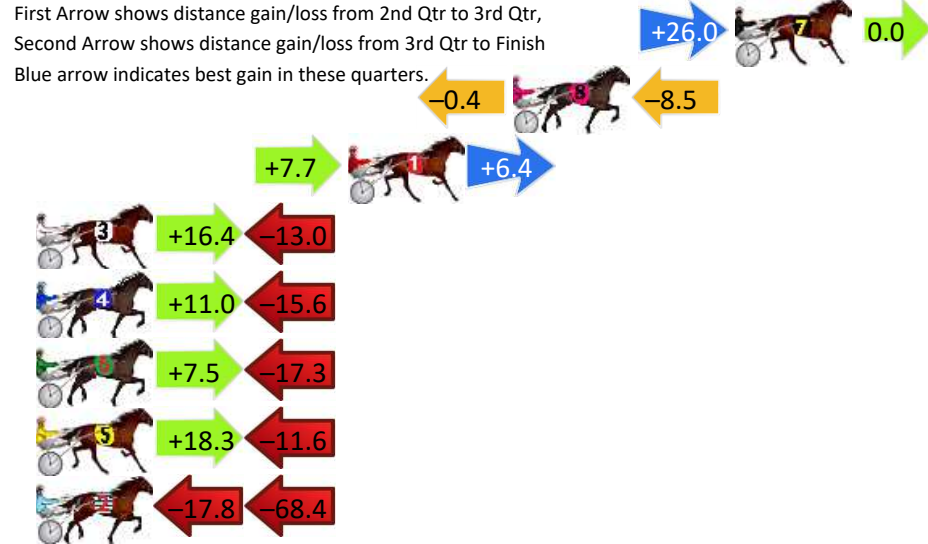
Tuesday, 18 June 2024

Gross Time: 1:58.10 MileRate: 1:58.10 LeadTime: 0.00s First Qtr: 28.30s Second Qtr: 29.40s Third Qtr: 30.30s Fourth Qtr: 30.10s

DATA TABLE: 800 / 400 Posi's are position from leader and (how wide the horse was at that position)

No	Horse	Plc	Mar	800 Posi	400 Posi	Time	3rd Qtr	4th Qt
7	RAINBOW JESTER	1	0.0m	26.0m (2)	0.0m (1)	1:58.10	28.40s	30.10s
8	MONTY MONTE	2	8.9m	0.0m (0)	0.4m (0)	1:58.80	30.33s	30.78s
1	ORIA	3	15.5m	29.6m (0)	21.9m (1)	1:59.32	29.78s	29.68s
3	SAN JUAN MOUNTAIN	4	30.8m	34.2m (0)	17.8m (2)	2:00.53	29.13s	31.19s
4	SECOND TO NUN	5	32.4m	27.8m (1)	16.8m (1)	2:00.65	29.53s	31.39s
6	LUCIUS	6	34.2m	24.4m (0)	16.9m (0)	2:00.80	29.79s	31.53s
5	MAROON BELLS	7	53.5m	60.2m (0)	41.9m (0)	2:02.32	29.05s	31.17s
2	MAJESTIC FUNDS	8	200.9m	114.7m (0)	132.5m (0)	2:13.94	31.87s	35.99s

Finish Position and metres gained



Menangle Race 2 Distance 1609m




Tuesday, 18 June 2024

Gross Time: 1:58.20 MileRate: 1:58.20 LeadTime: 0.00s First Qtr: 29.30s Second Qtr: 30.20s Third Qtr: 29.20s Fourth Qtr: 29.50s

DATA TABLE: 800 / 400 Posi's are position from leader and (how wide the horse was at that position)

No	Horse	Plc	Mar	800 Posi	400 Posi	Time	3rd Qtr	4th Qt
1	FOOTTAPPER	1	0.0m	13.2m (0)	11.8m (0)	1:58.20	29.10s	28.64s
3	TARENATAISE	2	5.1m	8.8m (0)	7.7m (0)	1:58.59	29.12s	29.33s
8	MALIBUU	3	9.3m	16.4m (1)	11.4m (2)	1:58.92	28.84s	29.39s
9	MILITARY MERIT	4	9.9m	0.0m (0)	0.0m (0)	1:58.97	29.20s	30.27s
5	PHOEBE MAJESTIC	5	11.8m	4.1m (0)	3.8m (0)	1:59.11	29.18s	30.13s
6	ELLOWEN	6	12.1m	21.3m (1)	18.3m (1)	1:59.14	28.99s	29.10s
2	MIDNIGHT SECRET	7	22.2m	12.2m (1)	7.9m (1)	1:59.92	28.89s	30.64s
4	TRIUMPH STRIDE	8	106.8m	25.9m (0)	30.4m (1)	2:06.46	29.53s	35.55s

Finish Position and metres gained



Menangle Race 3 Distance 1609m

Tuesday, 18 June 2024


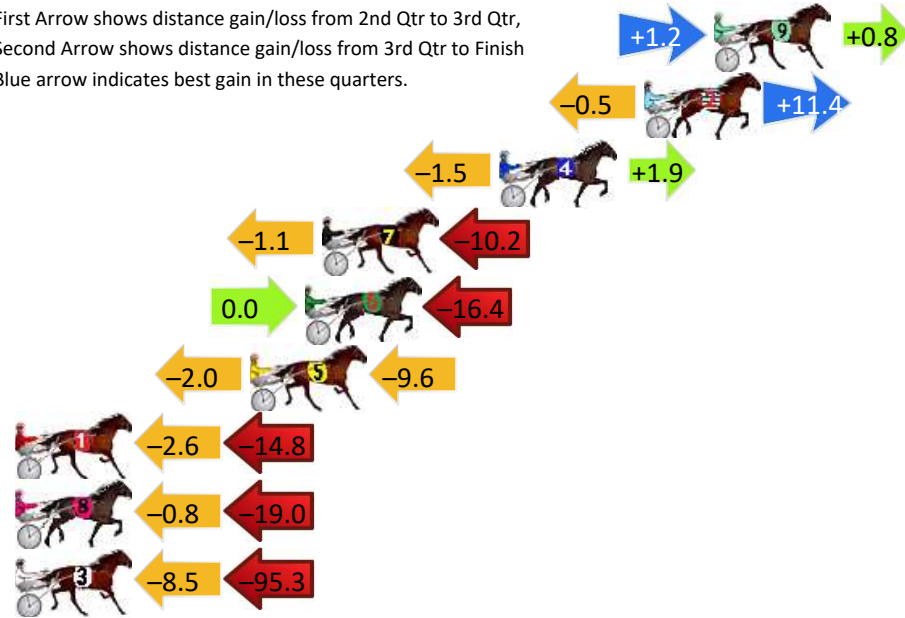
Gross Time: 1:56.90 MileRate: 1:56.90 LeadTime: 0.00s First Qtr: 28.20s Second Qtr: 30.30s Third Qtr: 29.40s Fourth Qtr: 29.00s

DATA TABLE: 800 / 400 Posi's are position from leader and (how wide the horse was at that position)

NoHorse	Plc	Mar	800 Posi	400 Posi	Time	3rd Qtr	4th Qt
9 WYNBERG WATCH	1	0.0m	2.0m (1)	0.8m (1)	1:56.90	29.31s	28.95s
2 ALDEBARAN BELLE	2	2.8m	13.7m (0)	14.2m (2)	1:57.11	29.43s	28.19s
4 SALLY EM	3	8.6m	9.0m (0)	10.5m (0)	1:57.55	29.50s	28.89s
7 MELPARK MAGIC	4	15.7m	4.4m (0)	5.5m (0)	1:58.09	29.48s	29.79s
6 TEDESCO	5	16.4m	0.0m (0)	0.0m (0)	1:58.15	29.40s	30.25s
5 TWIXTEN	6	18.6m	7.0m (1)	9.0m (1)	1:58.32	29.55s	29.76s
1 YOUNG SON	7	41.8m	24.4m (0)	27.0m (0)	2:00.08	29.58s	30.22s
8 RAKERO WARRIOR	8	61.7m	41.9m (0)	42.7m (0)	2:01.60	29.44s	30.60s
3 SHEETWEB WEAVER	9	117.9m	14.1m (1)	22.6m (0)	2:05.87	30.01s	36.33s

Finish Position and metres gained

First Arrow shows distance gain/loss from 2nd Qtr to 3rd Qtr, Second Arrow shows distance gain/loss from 3rd Qtr to Finish
Blue arrow indicates best gain in these quarters.



Menangle Race 4 Distance 1609m

Tuesday, 18 June 2024


Gross Time: 1:53.20 MileRate: 1:53.20 LeadTime: 0.00s First Qtr: 26.90s Second Qtr: 29.90s Third Qtr: 29.10s Fourth Qtr: 27.30s

DATA TABLE: 800 / 400 Posi's are position from leader and (how wide the horse was at that position)

No	Horse	Plc	Mar	800 Posi	400 Posi	Time	3rd Qtr	4th Qt
9	OZZIE SUNSHINE	1	0.0m	10.1m (1)	9.2m (3)	1:53.20	29.01s	26.66s
3	SWEET HAYLEY JANE	2	2.0m	0.0m (0)	0.0m (0)	1:53.34	29.10s	27.44s
10	EYE CAN TRY	3	5.4m	17.8m (1)	17.2m (3)	1:53.59	29.01s	26.49s
7	VOLANDO DENARIO	4	5.6m	5.9m (1)	4.4m (2)	1:53.60	28.98s	27.39s
8	GET UP BETTY	5	6.3m	13.9m (1)	13.2m (3)	1:53.65	29.01s	26.83s
1	MINI MINE YET	6	6.8m	8.3m (0)	8.8m (1)	1:53.69	29.11s	27.17s
4	CONSIDER IT DONE	7	7.1m	1.8m (1)	0.2m (1)	1:53.71	28.99s	27.80s
2	SKYE MARY MAC	8	9.5m	4.2m (0)	4.0m (0)	1:53.88	29.08s	27.70s
6	ALL NIGHT LONG	9	12.3m	12.5m (0)	13.5m (2)	1:54.08	29.15s	27.24s

Finish Position and metres gained

First Arrow shows distance gain/loss from 2nd Qtr to 3rd Qtr, Second Arrow shows distance gain/loss from 3rd Qtr to Finish Blue arrow indicates best gain in these quarters.



800

Visual positions in race at 2nd Quarter



400

Visual positions in race at 3rd Quarter



Menangle Race 5 Distance 2300m



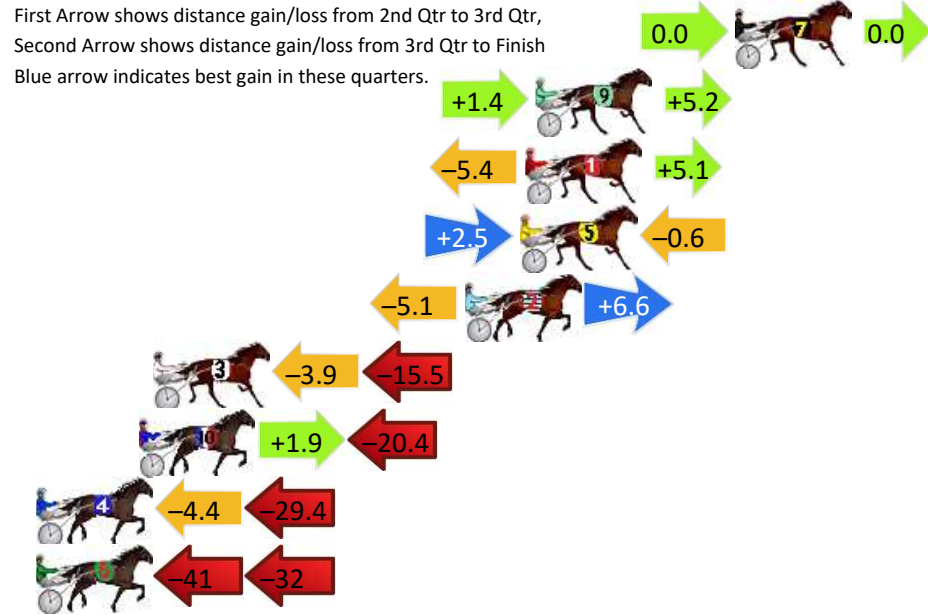
Tuesday, 18 June 2024

Gross Time: 2:51.90 MileRate: 2:00.30 LeadTime: 53.00s First Qtr: 31.10s Second Qtr: 29.80s Third Qtr: 28.80s Fourth Qtr: 29.20s

DATA TABLE: 800 / 400 Posi's are position from leader and (how wide the horse was at that position)

NoHorse	Plc	Mar	800 Posi	400 Posi	Time	3rd Qtr	4th Qt
7	HOT TO TROT	1	0.0m	0.0m (0)	2:51.90	28.80s	29.20s
9	ONE MAJIC KENNY	2	8.0m	14.6m (1)	2:52.51	28.70s	28.86s
1	SATIN STRIDE	3	8.4m	8.1m (0)	2:52.54	29.19s	28.87s
5	GUNNER	4	8.6m	10.5m (1)	2:52.56	28.63s	29.28s
2	MONARCH STRIDE	5	10.8m	12.3m (0)	2:52.73	29.17s	28.77s
3	FLASH KYVALLEY	6	23.3m	3.9m (0)	2:53.68	29.08s	30.42s
10	SPEEDY LOVER	7	23.9m	5.4m (1)	2:53.73	28.67s	30.78s
4	KING OF LOVE	8	50.3m	16.5m (0)	2:55.75	29.13s	31.54s
6	PATRIOT STRIDE	9	95.7m	23.3m (1)	2:59.23	31.73s	31.94s

Finish Position and metres gained



Menangle Race 6 Distance 1609m

Tuesday, 18 June 2024


Gross Time: 1:55.70 MileRate: 1:55.70 LeadTime: 0.00s First Qtr: 29.10s Second Qtr: 29.60s Third Qtr: 28.80s Fourth Qtr: 28.20s

DATA TABLE: 800 / 400 Posi's are position from leader and (how wide the horse was at that position)

No	Horse	Plc	Mar	800 Posi	400 Posi	Time	3rd Qtr	4th Qt
6	EXPLOSIVE BRONSKI	1	0.0m	13.8m (1)	8.4m (1)	1:55.70	28.41s	27.61s
4	HALLOWEEN	2	2.5m	9.9m (1)	4.4m (1)	1:55.89	28.41s	28.07s
2	LARRIKIN LENNY	3	5.5m	3.9m (0)	4.5m (0)	1:56.11	28.84s	28.29s
1	OPERATIVE ANNA	4	6.6m	7.8m (0)	8.5m (0)	1:56.19	28.84s	28.09s
7	LANI KAI BEACH	5	7.5m	17.7m (1)	12.3m (1)	1:56.26	28.41s	27.88s
5	THE GOLDEN CROSS	6	9.4m	0.0m (0)	0.0m (0)	1:56.40	28.80s	28.90s
3	CRAZY SHIPPO	7	11.1m	11.7m (0)	12.4m (0)	1:56.52	28.84s	28.14s
8	OJENNY MAY	8	11.7m	15.7m (0)	16.4m (0)	1:56.57	28.84s	27.91s
9	SAPPHIRESNDIAMONDS	9	11.7m	20.1m (0)	16.6m (1)	1:56.57	28.53s	27.89s
10	KATLAS DREAM	10	16.4m	5.4m (1)	0.2m (1)	1:56.92	28.43s	29.40s

Finish Position and metres gained

First Arrow shows distance gain/loss from 2nd Qtr to 3rd Qtr, Second Arrow shows distance gain/loss from 3rd Qtr to Finish Blue arrow indicates best gain in these quarters.



800

Visual positions in race at 2nd Quarter



400

Visual positions in race at 3rd Quarter



Menangle Race 7 Distance 1609m


Tuesday, 18 June 2024

Gross Time: 1:53.40 MileRate: 1:53.40 LeadTime: 0.00s First Qtr: 27.70s Second Qtr: 29.30s Third Qtr: 27.80s Fourth Qtr: 28.60s

DATA TABLE: 800 / 400 Posi's are position from leader and (how wide the horse was at that position)

No	Horse	Plc	Mar	800 Posi	400 Posi	Time	3rd Qtr	4th Qt
8	WILLS WAY	1	0.0m	0.0m (0)	0.0m (0)	1:53.40	27.80s	28.60s
6	AERODYNE GUY	2	10.2m	17.8m (1)	13.3m (1)	1:54.17	27.51s	28.43s
7	THE POOBAH	3	12.4m	21.8m (1)	18.1m (2)	1:54.33	27.56s	28.26s
10	GUNFORHIRE	4	12.9m	26.2m (1)	21.8m (2)	1:54.37	27.52s	28.04s
1	BOLERO	5	13.0m	9.6m (0)	10.3m (0)	1:54.38	27.86s	28.86s
5	MERRYWOOD TONY	6	14.5m	13.7m (1)	9.3m (1)	1:54.49	27.51s	29.03s
3	WHITE STAR MOLLY	7	17.5m	19.7m (0)	20.6m (0)	1:54.71	27.88s	28.47s
2	MISS COLLANN	8	20.3m	15.6m (0)	14.8m (0)	1:54.92	27.76s	29.08s
9	LOCHART SHARD	9	21.2m	23.7m (0)	24.2m (1)	1:54.99	27.85s	28.50s
4	WAMBOYNEINAMERICA	10	28.1m	4.6m (0)	5.7m (0)	1:55.51	27.88s	30.31s

Finish Position and metres gained



8
0
0

Visual positions in race at 2nd Quarter



4
0
0

Visual positions in race at 3rd Quarter



Menangle Race 8 Distance 1609m

Tuesday, 18 June 2024

Gross Time: 1:54.30 MileRate: 1:54.30 LeadTime: 0.00s First Qtr: 29.10s Second Qtr: 29.10s Third Qtr: 27.30s Fourth Qtr: 28.80s

DATA TABLE: 800 / 400 Posi's are position from leader and (how wide the horse was at that position)

No	Horse	Plc	Mar	800 Posi	400 Posi	Time	3rd Qtr	4th Qt
5	AMERICAN HAMMER	1	0.0m	0.0m (0)	0.0m (0)	1:54.30	27.30s	28.80s
2	WATCH ME REACT	2	3.6m	8.3m (0)	11.2m (0)	1:54.57	27.52s	28.29s
7	CASH AND BLING	3	4.4m	23.4m (1)	23.9m (2)	1:54.63	27.38s	27.46s
1	LOCHINVAR CAMARO	4	5.9m	4.7m (0)	6.9m (0)	1:54.75	27.46s	28.77s
4	PARALLEL	5	7.6m	8.4m (1)	15.3m (2)	1:54.87	27.80s	28.31s
8	KISSMELVIS	6	10.7m	25.4m (0)	23.5m (0)	1:55.11	27.22s	27.97s
9	SOME CHEVRON	7	12.9m	12.4m (0)	15.5m (0)	1:55.28	27.54s	28.70s
6	THOMAS ROYAL	8	18.4m	12.8m (1)	20.3m (1)	1:55.69	27.85s	28.78s
10	JILLIBY ADORE	9	26.8m	28.1m (1)	27.7m (1)	1:56.33	27.33s	28.89s
3	THERES WALLY	10	32.9m	4.0m (1)	14.6m (1)	1:56.79	28.05s	30.27s

Finish Position and metres gained

First Arrow shows distance gain/loss from 2nd Qtr to 3rd Qtr, Second Arrow shows distance gain/loss from 3rd Qtr to Finish
Blue arrow indicates best gain in these quarters.

