

Parkes Race 1 Distance 1660m

Wednesday, 19 June 2024



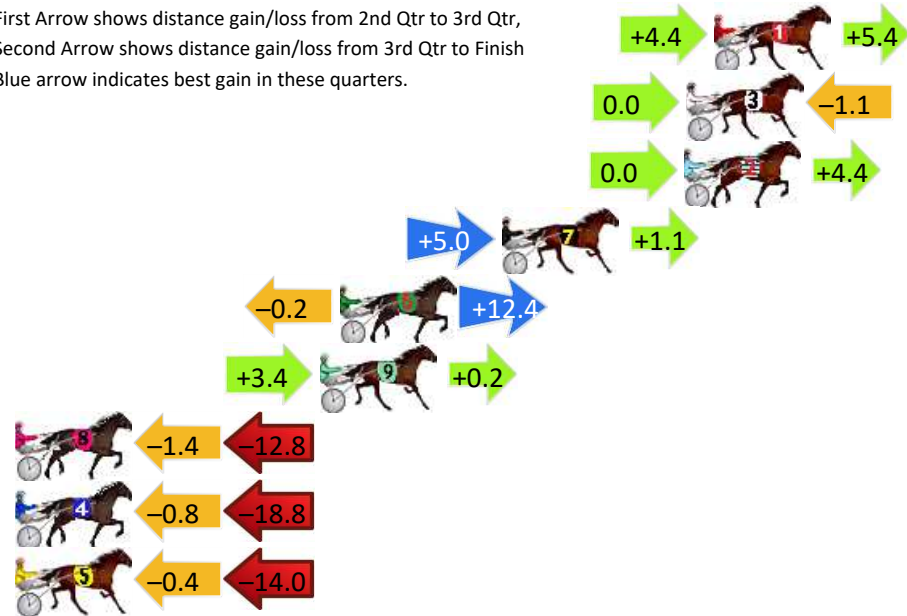
Gross Time: 1:59.60 MileRate: 1:55.90 LeadTime: 3.80s First Qtr: 28.20s Second Qtr: 29.40s Third Qtr: 28.70s Fourth Qtr: 29.50s

DATA TABLE: 800 / 400 Posi's are position from leader and (how wide the horse was at that position)

No	Horse	Plc	Mar	800 Posi	400 Posi	Time	3rd Qtr	4th Qt
1	LARA TIARA	1	0.0m	9.8m (0)	5.4m (1)	1:59.60	28.39s	29.10s
3	MAMMALS ALIBI	2	1.1m	0.0m (0)	0.0m (0)	1:59.69	28.70s	29.58s
2	SERENE PRINCESS	3	1.2m	5.6m (0)	5.6m (0)	1:59.69	28.70s	29.18s
7	BOLD COWBOY	4	8.5m	14.6m (0)	9.6m (1)	2:00.26	28.34s	29.42s
6	A DUSTY DANCE	5	15.0m	27.2m (1)	27.4m (2)	2:00.76	28.73s	28.59s
9	HARLEY JAMES	6	15.8m	19.4m (0)	16.0m (0)	2:00.82	28.45s	29.49s
8	BLING THE LUCK	7	32.2m	18.0m (1)	19.4m (1)	2:02.09	28.79s	30.44s
4	SONGBIRD	8	32.4m	12.8m (1)	13.6m (1)	2:02.11	28.74s	30.88s
5	BACKINTOWN	9	36.8m	22.4m (1)	22.8m (2)	2:02.45	28.72s	30.53s

Finish Position and metres gained

First Arrow shows distance gain/loss from 2nd Qtr to 3rd Qtr, Second Arrow shows distance gain/loss from 3rd Qtr to Finish
Blue arrow indicates best gain in these quarters.



Parkes Race 2 Distance 1660m

Wednesday, 19 June 2024


Gross Time: 2:03.20 MileRate: 1:59.40 LeadTime: 3.70s First Qtr: 29.90s Second Qtr: 31.20s Third Qtr: 29.10s Fourth Qtr: 29.30s

DATA TABLE: 800 / 400 Posi's are position from leader and (how wide the horse was at that position)

No	Horse	Plc	Mar	800 Posi	400 Posi	Time	3rd Qtr	4th Qt
7	ROLL THE SEVEN	1	0.0m	4.0m (0)	4.8m (0)	2:03.20	29.16s	28.95s
1	CALA GRECA	2	1.1m	0.0m (0)	0.0m (0)	2:03.28	29.10s	29.38s
8	THE HANDSOME ONE	3	8.3m	8.0m (0)	8.8m (0)	2:03.84	29.16s	29.26s
3	BELL RIVER BOY	4	9.7m	10.4m (1)	10.4m (1)	2:03.95	29.10s	29.25s
6	ULAANBAATAR	5	11.9m	11.8m (0)	13.0m (0)	2:04.11	29.19s	29.22s
2	RAINBOW TITAN	6	12.4m	5.8m (1)	5.6m (2)	2:04.15	29.08s	29.80s
4	JILLIBY GIZMO	7	16.8m	19.0m (1)	19.8m (1)	2:04.49	29.16s	29.08s
9	SPORTY MICKILLA	8	17.8m	15.0m (1)	15.4m (1)	2:04.57	29.13s	29.47s
5	TWISTED MISTRESS	9	18.8m	1.4m (1)	2.4m (1)	2:04.64	29.17s	30.49s

Finish Position and metres gained

First Arrow shows distance gain/loss from 2nd Qtr to 3rd Qtr, Second Arrow shows distance gain/loss from 3rd Qtr to Finish. Blue arrow indicates best gain in these quarters.



800

Visual positions in race at 2nd Quarter



400

Visual positions in race at 3rd Quarter



Parkes Race 3 Distance 2040m


Wednesday, 19 June 2024

Gross Time: 2:33.00 MileRate: 2:00.70 LeadTime: 32.30s First Qtr: 31.20s Second Qtr: 31.10s Third Qtr: 29.00s Fourth Qtr: 29.40s

DATA TABLE: 800 / 400 Posi's are position from leader and (how wide the horse was at that position)

No	Horse	Plc	Mar	800 Posi	400 Posi	Time	3rd Qtr	4th Qt
8	DELIGHTFUL STAR	1	0.0m	11.4m (1)	7.0m (2)	2:33.00	28.68s	28.89s
2	WESTERN BILL	2	5.7m	8.8m (0)	8.4m (1)	2:33.44	28.97s	29.20s
5	YES YOU MAY	3	8.2m	13.0m (0)	12.0m (2)	2:33.63	28.93s	29.12s
9	ALWAYSBMYPONY	4	12.4m	15.6m (1)	13.4m (3)	2:33.96	28.84s	29.33s
1	CARBAGANOOSH	5	14.4m	0.0m (0)	0.2m (0)	2:34.11	29.01s	30.44s
3	BETTING RANGER	6	17.8m	2.6m (1)	0.0m (1)	2:34.37	28.80s	30.70s
4	A MAJOR STARR	7	20.3m	7.0m (1)	2.6m (2)	2:34.56	28.67s	30.69s
7	OLIVEIRA	8	26.3m	4.6m (0)	4.6m (0)	2:35.03	28.99s	30.99s

Finish Position and metres gained



800

Visual positions in race at 2nd Quarter



400

Visual positions in race at 3rd Quarter

Parkes Race 4 Distance 1660m

Wednesday, 19 June 2024

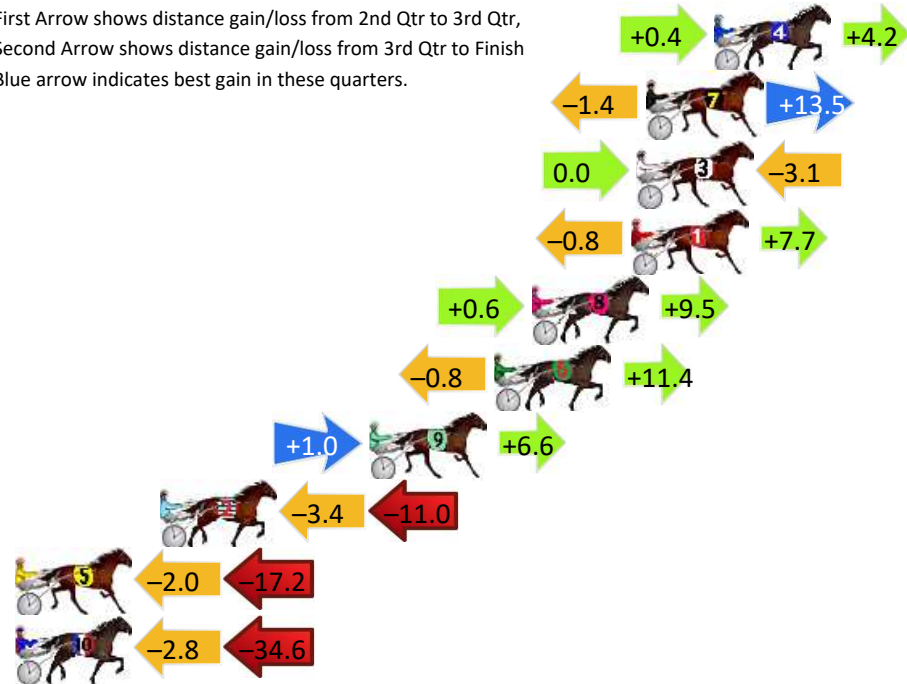
Gross Time: 1:59.20 MileRate: 1:55.50 LeadTime: 3.60s First Qtr: 27.60s Second Qtr: 30.20s Third Qtr: 28.30s Fourth Qtr: 29.50s

DATA TABLE: 800 / 400 Posi's are position from leader and (how wide the horse was at that position)

No	Horse	Plc	Mar	800 Posi	400 Posi	Time	3rd Qtr	4th Qt
4	KARLOO LOUIE	1	0.0m	4.6m (0)	4.2m (0)	1:59.20	28.28s	29.19s
7	PAS DE CHEVAL	2	2.7m	14.8m (0)	16.2m (0)	1:59.41	28.42s	28.51s
3	ERIC THE KICKER	3	3.1m	0.0m (0)	0.0m (0)	1:59.44	28.30s	29.73s
1	COURT ON THE EDGE	4	3.3m	10.2m (0)	11.0m (0)	1:59.46	28.37s	28.94s
8	CASSIUS DECK	5	7.3m	17.4m (1)	16.8m (2)	1:59.76	28.27s	28.80s
6	THERESA LOVE	6	8.8m	19.4m (0)	20.2m (0)	1:59.88	28.37s	28.66s
9	OLD LUKE	7	13.8m	21.4m (1)	20.4m (3)	2:00.27	28.24s	29.02s
2	TWENTYEIGHTBLACK	8	22.2m	7.8m (1)	11.2m (1)	2:00.92	28.53s	30.31s
5	JAYJAYBENNY	9	32.4m	13.2m (1)	15.2m (1)	2:01.71	28.42s	30.76s
10	ON DEADLINE	10	41.8m	4.4m (2)	7.2m (1)	2:02.43	28.45s	32.04s


Finish Position and metres gained

First Arrow shows distance gain/loss from 2nd Qtr to 3rd Qtr, Second Arrow shows distance gain/loss from 3rd Qtr to Finish
Blue arrow indicates best gain in these quarters.



800

Visual positions in race at 2nd Quarter



400

Visual positions in race at 3rd Quarter



Parkes Race 5 Distance 1660m

Wednesday, 19 June 2024


Gross Time: 2:04.80 MileRate: 2:01.00 LeadTime: 3.80s First Qtr: 30.90s Second Qtr: 29.90s Third Qtr: 30.00s Fourth Qtr: 30.20s

DATA TABLE: 800 / 400 Posi's are position from leader and (how wide the horse was at that position)

NoHorse	Plc	Mar	800 Posi	400 Posi	Time	3rd Qtr	4th Qt
4 KERPAT JOY	1	0.0m	5.2m (1)	4.0m (2)	2:04.80	29.91s	29.90s
6 HAZZA IS WATCHING	2	2.4m	0.6m (1)	0.0m (1)	2:04.99	29.95s	30.38s
1 WHATABOUTBRONS ON	3	3.2m	4.6m (0)	5.2m (1)	2:05.05	30.05s	30.05s
5 SASSY BEACH	4	4.5m	12.4m (0)	13.2m (1)	2:05.16	30.06s	29.55s
7 ERMINNIE QUINCE	5	12.3m	8.2m (0)	9.8m (0)	2:05.77	30.12s	30.39s
8 ALLHEARTNOHEIGHT	6	13.1m	9.6m (1)	9.4m (2)	2:05.84	29.98s	30.48s
3 NEVERTOOLATE	7	14.3m	15.0m (1)	13.2m (2)	2:05.93	29.87s	30.28s
2 JIGGLE ART	8	15.6m	0.0m (0)	2.8m (0)	2:06.03	30.21s	31.16s

Finish Position and metres gained

First Arrow shows distance gain/loss from 2nd Qtr to 3rd Qtr, Second Arrow shows distance gain/loss from 3rd Qtr to Finish
Blue arrow indicates best gain in these quarters.



800

Visual positions in race at 2nd Quarter



400

Visual positions in race at 3rd Quarter



Sectional Analysis Software

Not just form | Free Trial

www.facebook.com/PJHarnessRacing



RISE Digital, Harness Racing Australia nor the provider accepts any responsibility for the completeness or accuracy of any of the information contained herein, and makes no representations about its suitability for any particular purpose. Users should make their own judgements about those matters and/or seek independent advice. You assume all risks associated with use of data provided on this page

Parkes Race 6 Distance 1660m

Wednesday, 19 June 2024


Gross Time: 2:03.30 MileRate: 1:59.50 LeadTime: 3.90s First Qtr: 29.80s Second Qtr: 31.30s Third Qtr: 29.40s Fourth Qtr: 28.90s

DATA TABLE: 800 / 400 Posi's are position from leader and (how wide the horse was at that position)

No	Horse	Plc	Mar	800 Posi	400 Posi	Time	3rd Qtr	4th Qt
5	ALWAYSBMINNIE	1	0.0m	0.4m (1)	0.2m (1)	2:03.30	29.39s	28.89s
6	QUESTRO QUEEN	2	1.4m	4.2m (0)	4.2m (0)	2:03.41	29.40s	28.70s
8	ALLIYAHS HOPE	3	6.8m	9.4m (1)	10.8m (1)	2:03.82	29.50s	28.61s
1	PREACHER QUINCE	4	9.6m	9.4m (0)	10.4m (0)	2:04.03	29.47s	28.84s
3	HIGH QUEST	5	10.5m	18.4m (1)	19.6m (1)	2:04.10	29.48s	28.25s
4	SHEZ A WARRIOR	6	11.9m	0.0m (0)	0.0m (0)	2:04.20	29.41s	29.75s
2	FAYS DELIGHT	7	12.4m	5.2m (1)	6.6m (1)	2:04.24	29.51s	29.32s
9	PEAKSART	8	13.4m	13.6m (1)	15.2m (1)	2:04.32	29.51s	28.77s
7	LENNOX BROMAC	9	15.7m	13.8m (0)	17.4m (0)	2:04.49	29.66s	28.78s

Finish Position and metres gained

First Arrow shows distance gain/loss from 2nd Qtr to 3rd Qtr, Second Arrow shows distance gain/loss from 3rd Qtr to Finish
Blue arrow indicates best gain in these quarters.



800

Visual positions in race at 2nd Quarter



400

Visual positions in race at 3rd Quarter



Parkes Race 7 Distance 1660m

Wednesday, 19 June 2024

Gross Time: 2:06.50 MileRate: 2:02.60 LeadTime: 3.90s First Qtr: 29.40s Second Qtr: 32.10s Third Qtr: 31.10s Fourth Qtr: 30.00s

DATA TABLE: 800 / 400 Posi's are position from leader and (how wide the horse was at that position)

No	Horse	Plc	Mar	800 Posi	400 Posi	Time	3rd Qtr	4th Qt
1	HYDEEHO	1	0.0m	0.0m (0)	0.0m (0)	2:06.50	31.10s	30.00s
2	MOHAWK PARK	2	0.2m	4.2m (0)	4.2m (0)	2:06.52	31.09s	29.70s
3	OUR GLADIATOR	3	2.0m	3.2m (1)	1.4m (1)	2:06.66	30.96s	30.04s
8	JACKYS HAT	4	5.2m	7.6m (1)	5.2m (1)	2:06.91	30.92s	30.00s
9	MISS PENDLE HILL	4	5.2m	8.2m (0)	8.6m (0)	2:06.91	31.13s	29.75s
6	ROCKNROLL RAMBO	6	10.6m	16.6m (0)	14.6m (2)	2:07.33	30.94s	29.70s
4	HES BIG TIME	7	11.2m	12.4m (0)	14.2m (0)	2:07.38	31.23s	29.78s
7	STAR GULLY EVE	8	20.2m	16.6m (1)	10.0m (2)	2:08.09	30.61s	30.76s
5	AUNTY JAMIE	9	36.2m	12.2m (1)	4.6m (2)	2:09.34	30.57s	32.36s

Finish Position and metres gained

First Arrow shows distance gain/loss from 2nd Qtr to 3rd Qtr, Second Arrow shows distance gain/loss from 3rd Qtr to Finish. Blue arrow indicates best gain in these quarters.

