

Tamworth Race 1 Distance 1609m

Thursday, 20 June 2024

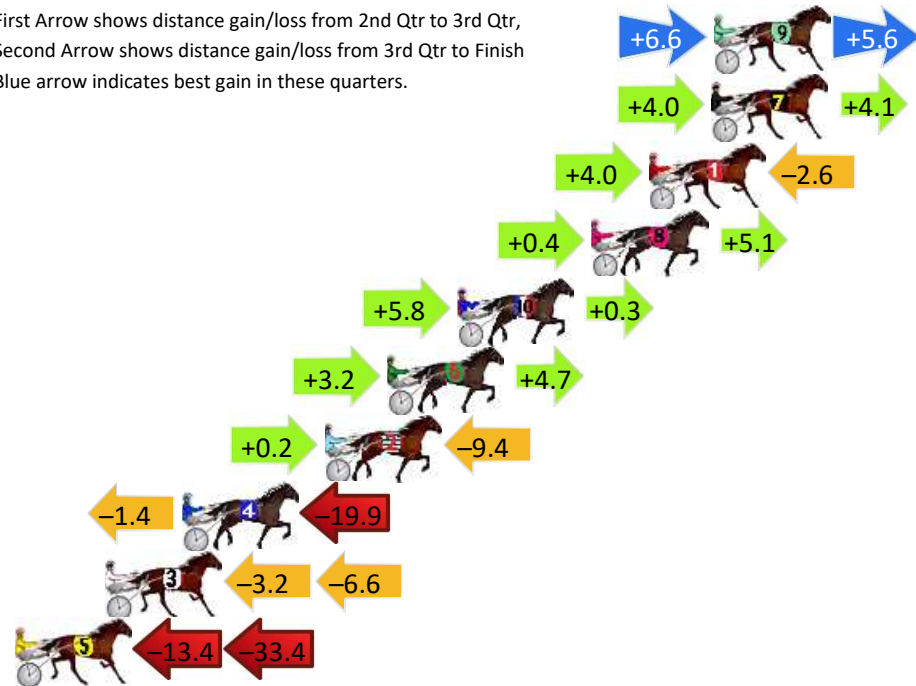
Gross Time: 1:58.60 MileRate: 1:58.60 LeadTime: 0.00s First Qtr: 29.00s Second Qtr: 29.90s Third Qtr: 29.90s Fourth Qtr: 29.80s

DATA TABLE: 800 / 400 Posi's are position from leader and (how wide the horse was at that position)

No	Horse	Plc	Mar	800 Posi	400 Posi	Time	3rd Qtr	4th Qt
9	THREE PARTS GREY	1	0.0m	12.2m (0)	5.6m (0)	1:58.60	29.41s	29.39s
7	ARMA ROLLING STONE	2	0.1m	8.2m (0)	4.2m (1)	1:58.61	29.60s	29.50s
1	GLENN FORD	3	2.6m	4.0m (0)	0.0m (1)	1:58.80	29.60s	29.99s
8	DON HESTON	4	4.9m	10.4m (1)	10.0m (1)	1:58.98	29.87s	29.42s
10	SPLIT EAR	5	10.3m	16.4m (0)	10.6m (0)	1:59.40	29.47s	29.78s
6	JUST TOMMY	6	13.1m	21.0m (0)	17.8m (0)	1:59.62	29.66s	29.45s
2	FREDDIES DELIGHT	7	15.6m	6.4m (1)	6.2m (2)	1:59.82	29.89s	30.50s
4	IAM THE JOKER	8	21.3m	0.0m (0)	1.4m (0)	2:00.26	30.01s	31.27s
3	DARK SIDE	9	24.4m	14.6m (1)	17.8m (2)	2:00.51	30.14s	30.29s
5	SHADY JESS	10	48.8m	2.0m (1)	15.4m (1)	2:02.41	30.90s	32.27s

Finish Position and metres gained

First Arrow shows distance gain/loss from 2nd Qtr to 3rd Qtr, Second Arrow shows distance gain/loss from 3rd Qtr to Finish
Blue arrow indicates best gain in these quarters.



800

Visual positions in race at 2nd Quarter



400

Visual positions in race at 3rd Quarter



Tamworth Race 2 Distance 1980m

Thursday, 20 June 2024

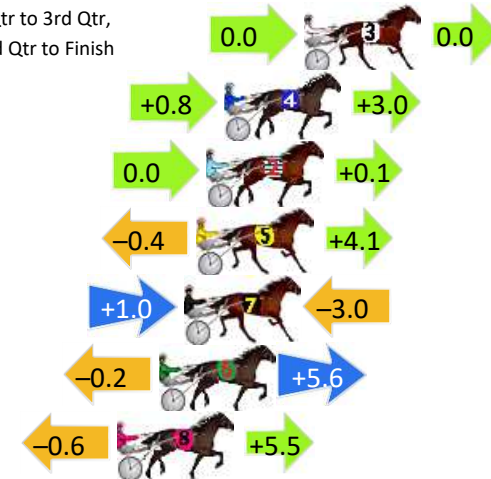
Gross Time: 2:32.00 MileRate: 2:03.50 LeadTime: 25.30s First Qtr: 33.40s Second Qtr: 32.60s Third Qtr: 30.90s Fourth Qtr: 29.80s

DATA TABLE: 800 / 400 Posi's are position from leader and (how wide the horse was at that position)

No	Horse	Plc	Mar	800 Posi	400 Posi	Time	3rd Qtr	4th Qt
3	EXOTIC ROCKSTAR	1	0.0m	0.0m (0)	0.0m (0)	2:32.00	30.90s	29.80s
4	RUSHYS CHANCE	2	3.2m	7.0m (1)	6.2m (1)	2:32.25	30.84s	29.58s
2	LUCKY TERROR	3	3.9m	4.0m (0)	4.0m (0)	2:32.30	30.90s	29.79s
5	TASMANS DELIGHT	4	4.3m	8.0m (0)	8.4m (0)	2:32.34	30.92s	29.50s
7	MAKE MINE BETTOR	5	4.8m	2.8m (1)	1.8m (1)	2:32.37	30.83s	30.02s
6	PANIC BUY	6	5.8m	11.2m (1)	11.4m (1)	2:32.45	30.91s	29.39s
8	ROSIES ROSETTE	7	7.5m	12.4m (0)	13.0m (0)	2:32.59	30.94s	29.39s

Finish Position and metres gained

First Arrow shows distance gain/loss from 2nd Qtr to 3rd Qtr,
Second Arrow shows distance gain/loss from 3rd Qtr to Finish
Blue arrow indicates best gain in these quarters.



8
0
0

Visual positions in race at 2nd Quarter



4
0
0

Visual positions in race at 3rd Quarter



Tamworth Race 3 Distance 1980m

Thursday, 20 June 2024


Gross Time: 2:29.00 MileRate: 2:01.10 LeadTime: 26.00s First Qtr: 31.40s Second Qtr: 30.70s Third Qtr: 29.70s Fourth Qtr: 31.20s

DATA TABLE: 800 / 400 Posi's are position from leader and (how wide the horse was at that position)

No	Horse	Plc	Mar	800 Posi	400 Posi	Time	3rd Qtr	4th Qt
4	SAFE JEWELS	1	0.0m	0.0m (0)	0.0m (0)	2:29.00	29.70s	31.20s
3	LOOKAT MEE	2	0.2m	2.4m (1)	4.4m (1)	2:29.02	29.86s	30.87s
7	SMOLENSKI	3	2.1m	8.2m (0)	8.8m (1)	2:29.17	29.76s	30.68s
8	SPORTING ROBYN	4	5.1m	14.6m (1)	17.0m (2)	2:29.42	29.90s	30.28s
5	MY LATIN LADY	5	9.8m	6.6m (1)	5.2m (2)	2:29.80	29.59s	31.56s
6	LILLY SHANNON	6	11.1m	12.8m (0)	13.2m (0)	2:29.91	29.73s	31.04s
1	REDBANK OLIVIA	7	13.9m	4.2m (0)	5.8m (0)	2:30.13	29.81s	31.83s
2	IM FREYJA	8	106.5m	10.6m (1)	12.2m (2)	2:37.69	29.65s	38.51s

Finish Position and metres gained

First Arrow shows distance gain/loss from 2nd Qtr to 3rd Qtr, Second Arrow shows distance gain/loss from 3rd Qtr to Finish
Blue arrow indicates best gain in these quarters.



8
0
0

Visual positions in race at 2nd Quarter



4
0
0

Visual positions in race at 3rd Quarter



Tamworth Race 4 Distance 1609m

Thursday, 20 June 2024


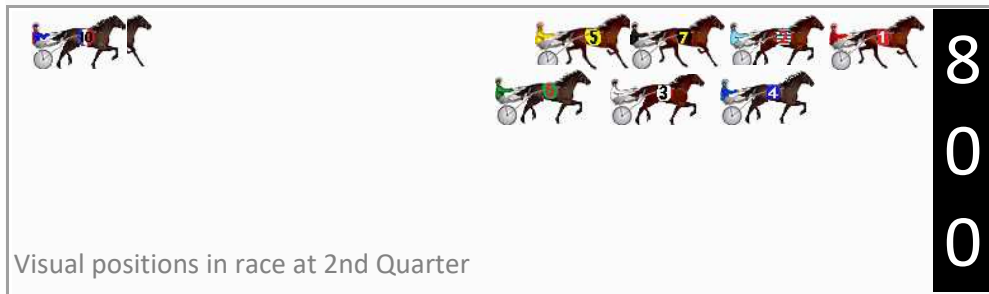

Gross Time: 1:58.20 MileRate: 1:58.20 LeadTime: 0.00s First Qtr: 28.30s Second Qtr: 29.40s Third Qtr: 29.90s Fourth Qtr: 30.60s

DATA TABLE: 800 / 400 Posi's are position from leader and (how wide the horse was at that position)

No	Horse	Plc	Mar	800 Posi	400 Posi	Time	3rd Qtr	4th Qt
7	CERTAINLYCALLITIN	1	0.0m	8.0m (0)	9.8m (1)	1:58.20	30.04s	29.85s
4	SKY DIAMOND	2	1.8m	4.4m (1)	0.0m (0)	1:58.34	29.57s	30.74s
2	DEVELSTIX	3	3.5m	4.0m (0)	5.4m (1)	1:58.48	30.01s	30.46s
5	LADY PEBBLES	4	10.7m	11.8m (0)	14.6m (0)	1:59.06	30.11s	30.30s
6	SEAMARK	5	24.5m	13.4m (1)	11.6m (2)	2:00.16	29.75s	31.58s
3	DONT TELL DOROTHY	6	27.4m	8.8m (1)	7.8m (2)	2:00.39	29.81s	32.09s
10	ZOEMAGIC	7	49.1m	37.0m (0)	40.0m (0)	2:02.13	30.12s	31.29s
9	ENEMY LINES	8	58.3m	46.0m (0)	52.0m (0)	2:02.87	30.35s	31.08s
1	IM PLAIN JANE	9	67.2m	0.0m (0)	6.0m (0)	2:03.58	30.30s	35.26s
8	NEVILLE SHANNON	10	67.9m	31.0m (0)	57.0m (0)	2:03.64	31.85s	31.43s

Finish Position and metres gained

First Arrow shows distance gain/loss from 2nd Qtr to 3rd Qtr, Second Arrow shows distance gain/loss from 3rd Qtr to Finish
Blue arrow indicates best gain in these quarters.



Tamworth Race 5 Distance 1980m

Thursday, 20 June 2024



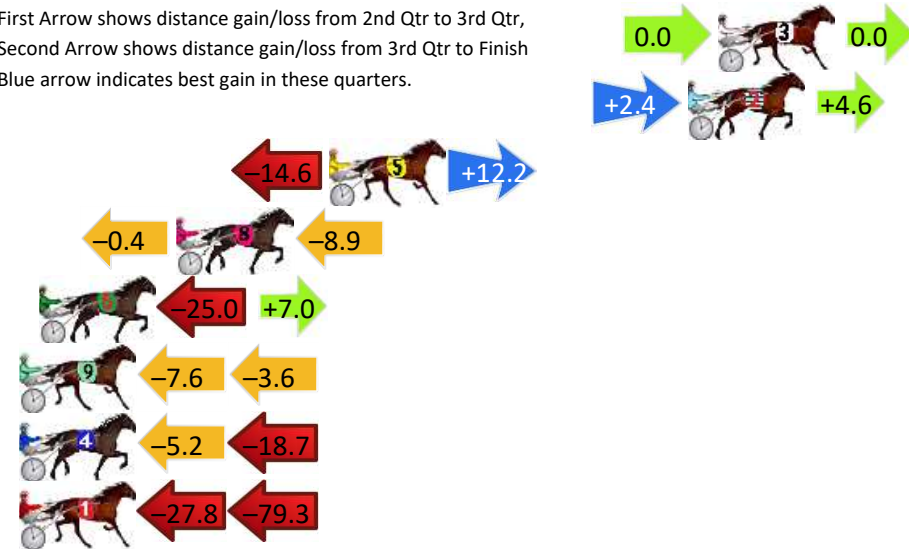
Gross Time: 2:28.30 MileRate: 2:00.50 LeadTime: 26.30s First Qtr: 30.70s Second Qtr: 30.70s Third Qtr: 29.70s Fourth Qtr: 30.90s

DATA TABLE: 800 / 400 Posi's are position from leader and (how wide the horse was at that position)

No	Horse	Plc	Mar	800 Posi	400 Posi	Time	3rd Qtr	4th Qt
3	BUDDY PERFECT	1	0.0m	0.0m (0)	0.0m (0)	2:28.30	29.70s	30.90s
2	TAFL MOVE	2	1.2m	8.2m (1)	5.8m (1)	2:28.40	29.53s	30.55s
5	KATASTROPHEE	3	15.6m	13.2m (0)	27.8m (1)	2:29.56	30.82s	29.96s
8	MIDAS SHANNON	4	21.7m	12.4m (1)	12.8m (1)	2:30.05	29.72s	31.58s
6	BRAVE BONDI	5	27.2m	9.2m (0)	34.2m (1)	2:30.50	31.59s	30.36s
9	SPOOKY ART	6	28.0m	16.8m (1)	24.4m (0)	2:30.56	30.27s	31.18s
4	BARRYS BROTHER	7	28.1m	4.2m (1)	9.4m (0)	2:30.57	30.06s	32.34s
1	NGAIRE ANNE	8	112.3m	5.2m (0)	33.0m (0)	2:37.38	31.68s	36.99s

Finish Position and metres gained

First Arrow shows distance gain/loss from 2nd Qtr to 3rd Qtr, Second Arrow shows distance gain/loss from 3rd Qtr to Finish
Blue arrow indicates best gain in these quarters.



Tamworth Race 6 Distance 1609m

Thursday, 20 June 2024


Gross Time: 1:58.30 MileRate: 1:58.30 LeadTime: 0.00s First Qtr: 28.70s Second Qtr: 29.30s Third Qtr: 30.10s Fourth Qtr: 30.20s

DATA TABLE: 800 / 400 Posi's are position from leader and (how wide the horse was at that position)

No	Horse	Plc	Mar	800 Posi	400 Posi	Time	3rd Qtr	4th Qt
1	KARALTA COURAGE	1	0.0m	0.0m (0)	0.0m (0)	1:58.30	30.10s	30.20s
7	LEXY CAN BERN	2	2.5m	4.2m (0)	4.6m (0)	1:58.50	30.13s	30.04s
8	SHADOW ECLIPSE	3	7.2m	8.2m (0)	9.2m (0)	1:58.87	30.18s	30.05s
2	FRONTLINER	4	7.4m	6.4m (1)	6.2m (2)	1:58.89	30.08s	30.29s
5	CATCHINGCONFIDENCE	4	7.4m	14.6m (1)	14.0m (3)	1:58.89	30.06s	29.70s
9	VAN NIEKERK	6	8.6m	12.2m (0)	13.2m (0)	1:58.98	30.18s	29.85s
10	MONTANA NIGHTS	7	12.4m	10.4m (1)	10.6m (2)	1:59.28	30.11s	30.34s
6	BETTOR KEEP ROCKING	8	12.5m	16.2m (0)	17.0m (1)	1:59.29	30.16s	29.86s
4	SEVEN RIPPIN ACES	9	30.7m	14.6m (2)	19.6m (2)	2:00.73	30.47s	31.03s
3	BENJIMAGEE	10	35.9m	2.4m (1)	7.0m (1)	2:01.14	30.44s	32.37s

Finish Position and metres gained

First Arrow shows distance gain/loss from 2nd Qtr to 3rd Qtr, Second Arrow shows distance gain/loss from 3rd Qtr to Finish
Blue arrow indicates best gain in these quarters.



800

Visual positions in race at 2nd Quarter



400

Visual positions in race at 3rd Quarter



Tamworth Race 7 Distance 1609m

Thursday, 20 June 2024

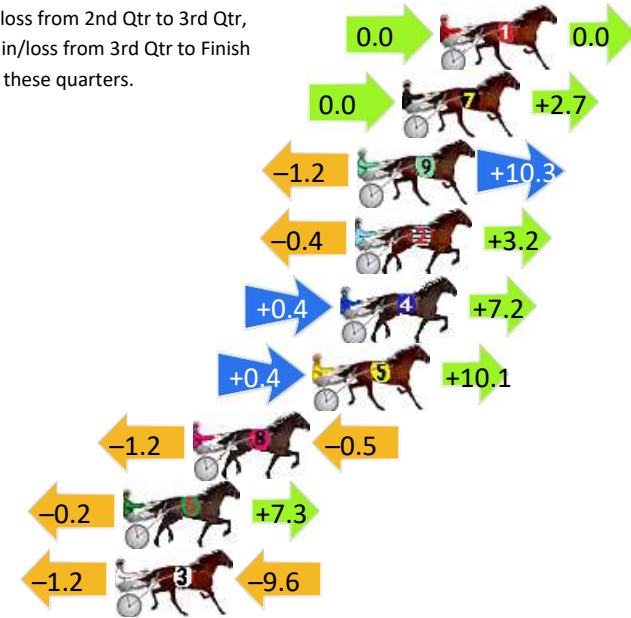
Gross Time: 1:59.60 MileRate: 1:59.60 LeadTime: 0.00s First Qtr: 29.60s Second Qtr: 31.30s Third Qtr: 29.30s Fourth Qtr: 29.50s

DATA TABLE: 800 / 400 Posi's are position from leader and (how wide the horse was at that position)

NoHorse	Plc	Mar	800 Posi	400 Posi	Time	3rd Qtr	4th Qt
1 COUNTRY MAJOR	1	0.0m	0.0m (0)	0.0m (0)	1:59.60	29.30s	29.50s
7 RIPPIN GOOD FEELIN	2	1.5m	4.2m (0)	4.2m (0)	1:59.72	29.30s	29.30s
9 WOTNOW SWANEE	3	3.3m	12.4m (0)	13.6m (0)	1:59.86	29.39s	28.74s
2 ARCTIC BEAST	4	3.4m	6.2m (1)	6.6m (2)	1:59.86	29.33s	29.27s
4 ZACHAROONI	5	4.0m	11.6m (1)	11.2m (1)	1:59.91	29.27s	28.97s
5 BEE SEVENTEEN	6	5.1m	15.6m (1)	15.2m (1)	1:59.99	29.27s	28.76s
8 FLIRTS DIVA	7	9.9m	8.2m (0)	9.4m (0)	2:00.37	29.39s	29.54s
6 AMERICAN MANDY	8	12.7m	19.8m (1)	20.0m (1)	2:00.58	29.32s	28.96s
3 CLASSICMAJOR	9	13.0m	2.2m (1)	3.4m (1)	2:00.61	29.39s	30.20s

Finish Position and metres gained

First Arrow shows distance gain/loss from 2nd Qtr to 3rd Qtr,
Second Arrow shows distance gain/loss from 3rd Qtr to Finish
Blue arrow indicates best gain in these quarters.



800

Visual positions in race at 2nd Quarter



400

Visual positions in race at 3rd Quarter



Tamworth Race 8 Distance 1980m

Thursday, 20 June 2024




Gross Time: 2:28.00 MileRate: 2:00.30 LeadTime: 26.90s First Qtr: 30.80s Second Qtr: 31.00s Third Qtr: 29.10s Fourth Qtr: 30.20s

DATA TABLE: 800 / 400 Posi's are position from leader and (how wide the horse was at that position)

No	Horse	Plc	Mar	800 Posi	400 Posi	Time	3rd Qtr	4th Qt
4	DOLLARSIGN	1	0.0m	5.6m (1)	6.0m (1)	2:28.00	29.14s	29.75s
10	HE SAID SHE SAID	2	0.1m	12.0m (0)	12.2m (0)	2:28.01	29.13s	29.29s
3	LYDIAS ART	3	0.4m	0.0m (0)	0.0m (0)	2:28.03	29.10s	30.23s
8	NIGHT TO REMEMBER	4	0.8m	9.8m (1)	10.2m (1)	2:28.06	29.14s	29.49s
7	IMPERIAL SNAPPER	5	5.4m	8.0m (0)	8.2m (0)	2:28.43	29.12s	29.99s
5	ADRENALINE RUSH	6	6.4m	1.0m (1)	1.2m (1)	2:28.51	29.11s	30.59s
1	DOUGS RULES	7	6.6m	4.0m (0)	4.2m (0)	2:28.52	29.11s	30.38s
6	WHATA TERROR	8	7.6m	14.0m (1)	14.6m (1)	2:28.60	29.15s	29.67s
2	MISTER ARTIKULATE	9	20.6m	23.6m (0)	25.0m (0)	2:29.63	29.21s	29.87s

Finish Position and metres gained

First Arrow shows distance gain/loss from 2nd Qtr to 3rd Qtr, Second Arrow shows distance gain/loss from 3rd Qtr to Finish. Blue arrow indicates best gain in these quarters.



Tamworth Race 9 Distance 1609m

Thursday, 20 June 2024

Gross Time: 1:57.40 MileRate: 1:57.40 LeadTime: 0.00s First Qtr: 28.90s Second Qtr: 29.90s Third Qtr: 28.30s Fourth Qtr: 30.30s

DATA TABLE: 800 / 400 Posi's are position from leader and (how wide the horse was at that position)

No	Horse	Plc	Mar	800 Posi	400 Posi	Time	3rd Qtr	4th Qt
9	CARMELITE	1	0.0m	13.8m (1)	14.4m (2)	1:57.40	28.38s	29.22s
3	PARATROUPER	2	1.9m	0.4m (1)	0.4m (1)	1:57.55	28.30s	30.41s
2	ASHLEYS BLUE CHIP	3	3.7m	4.4m (1)	6.8m (1)	1:57.69	28.48s	30.07s
7	SPORTSCAM	4	6.6m	5.0m (0)	7.2m (0)	1:57.92	28.46s	30.25s
8	MYSTIFY ME	5	7.0m	9.2m (1)	10.4m (2)	1:57.96	28.40s	30.04s
6	ROCK FISHERMAN	6	7.5m	9.6m (0)	11.6m (0)	1:57.99	28.46s	29.99s
1	QUEEN TREACHERIE	7	8.6m	0.0m (0)	0.0m (0)	1:58.08	28.28s	30.95s
4	RAINBOW JET	8	11.8m	17.4m (2)	19.6m (0)	1:58.34	28.48s	29.71s
5	GOTONEBETTOR	9	208.0m	100.0m (0)	150.0m (0)	2:13.90	31.80s	34.67s

Finish Position and metres gained

First Arrow shows distance gain/loss from 2nd Qtr to 3rd Qtr, Second Arrow shows distance gain/loss from 3rd Qtr to Finish. Blue arrow indicates best gain in these quarters.

