

Menangle Race 1 Distance 1609m

Tuesday, 25 June 2024




Gross Time: 1:59.50 MileRate: 1:58.80 LeadTime: 0.00s First Qtr: 31.20s Second Qtr: 30.00s Third Qtr: 29.20s Fourth Qtr: 29.10s

DATA TABLE: 800 / 400 Posi's are position from leader and (how wide the horse was at that position)

No	Horse	Plc	Mar	800 Posi	400 Posi	Time	3rd Qtr	4th Qt
2	ALDEBARAN BELLE	1	0.0m	8.2m (0)	4.4m (0)	1:59.50	28.92s	28.78s
7	MELPARK MAGIC	2	1.6m	0.0m (0)	0.0m (0)	1:59.62	29.20s	29.22s
13	FLASH KYVALLEY	3	4.3m	9.2m (1)	6.4m (1)	1:59.83	29.00s	28.95s
14	VALLEY STAR	4	9.0m	26.0m (0)	10.6m (1)	2:00.19	28.08s	28.98s
9	KYVALLEY FINN	5	10.9m	13.4m (0)	8.6m (0)	2:00.33	28.85s	29.27s
11	JAKARTA	6	12.9m	7.2m (2)	1.8m (2)	2:00.48	28.81s	29.90s
12	KING OF LOVE	7	13.2m	31.8m (0)	15.4m (1)	2:00.51	28.01s	28.94s
5	MONARCH STRIDE	8	39.1m	4.4m (1)	2.4m (1)	2:02.49	29.06s	31.75s
3	PHOEBE MAJESTIC	9	43.8m	4.2m (0)	35.0m (0)	2:02.84	31.43s	29.74s
10	TEDESCO	10	57.7m	15.8m (1)	34.0m (1)	2:03.90	30.52s	30.81s
6	RACING EYES	11	117.7m	80.0m (0)	80.0m (0)	2:08.49	29.20s	31.83s
1	MILITARY MERIT	12	159.4m	100.0m (0)	100.0m (0)	2:11.67	29.21s	33.40s

Finish Position and metres gained

First Arrow shows distance gain/loss from 2nd Qtr to 3rd Qtr, Second Arrow shows distance gain/loss from 3rd Qtr to Finish. Blue arrow indicates best gain in these quarters.



Menangle Race 2 Distance 1609m


Tuesday, 25 June 2024

Gross Time: 1:55.20 MileRate: 1:55.20 LeadTime: 0.00s First Qtr: 27.80s Second Qtr: 30.50s Third Qtr: 29.20s Fourth Qtr: 27.70s

DATA TABLE: 800 / 400 Posi's are position from leader and (how wide the horse was at that position)

No	Horse	Plc	Mar	800 Posi	400 Posi	Time	3rd Qtr	4th Qt
9	LARRIKIN LENNY	1	0.0m	4.2m (0)	4.2m (0)	1:55.20	29.19s	27.41s
4	SAPPHIRESNDIAMONDS	2	3.7m	16.4m (0)	17.2m (1)	1:55.47	29.23s	26.77s
1	DREAM TO DANCE	3	10.9m	12.4m (0)	13.4m (0)	1:55.99	29.27s	27.53s
5	OJENNY MAY	4	11.9m	13.4m (1)	10.6m (1)	1:56.07	29.00s	27.79s
8	KNOCKAWARWON	4	11.9m	0.0m (0)	0.0m (0)	1:56.07	29.22s	28.52s
2	SAINT KARAMARA	6	12.1m	8.4m (0)	8.8m (0)	1:56.08	29.23s	27.93s
3	BELLRIVERGIRL	7	21.1m	5.4m (1)	2.4m (1)	1:56.74	29.02s	28.99s
7	ANNAS WISH	8	23.3m	9.4m (1)	6.4m (1)	1:56.90	29.02s	28.86s
6	ARTISTIC ANNA	9	23.4m	20.4m (0)	21.4m (0)	1:56.90	29.27s	27.84s
10	ALWAYS A SAM	10	28.1m	18.0m (1)	14.6m (2)	1:57.25	28.98s	28.63s

Finish Position and metres gained



800

Visual positions in race at 2nd Quarter



400

Visual positions in race at 3rd Quarter



Menangle Race 3 Distance 1609m

Tuesday, 25 June 2024




Gross Time: 1:54.30 MileRate: 1:54.30 LeadTime: 0.00s First Qtr: 28.00s Second Qtr: 28.80s Third Qtr: 28.60s Fourth Qtr: 28.90s

DATA TABLE: 800 / 400 Posi's are position from leader and (how wide the horse was at that position)

No	Horse	Plc	Mar	800 Posi	400 Posi	Time	3rd Qtr	4th Qt
2	OPERATIVE ANNA	1	0.0m	8.2m (0)	9.2m (0)	1:54.30	28.67s	28.24s
1	KATLAS DREAM	2	0.4m	4.2m (0)	4.0m (0)	1:54.33	28.59s	28.64s
7	HALLOWEEN	3	0.8m	14.6m (1)	17.4m (2)	1:54.36	28.81s	27.71s
4	BETTOR BE LUCKY	4	4.6m	12.2m (0)	13.4m (0)	1:54.65	28.69s	28.27s
5	WILL I AM	5	5.2m	0.0m (0)	0.0m (0)	1:54.69	28.60s	29.27s
3	FIFTYSHADES CRESCO	6	6.0m	10.6m (1)	13.0m (1)	1:54.76	28.77s	28.40s
6	THE GOLDEN CROSS	7	9.3m	6.6m (1)	9.0m (1)	1:55.01	28.77s	28.92s
10	CRAZY SHIPPO	8	9.5m	23.0m (1)	21.0m (1)	1:55.02	28.46s	28.07s
8	HIGHVIEW SADLER	9	12.1m	19.0m (1)	21.4m (2)	1:55.22	28.78s	28.23s
9	JOGALONG BLUE	10	24.5m	2.6m (1)	4.8m (1)	1:56.16	28.75s	30.32s

Finish Position and metres gained

First Arrow shows distance gain/loss from 2nd Qtr to 3rd Qtr, Second Arrow shows distance gain/loss from 3rd Qtr to Finish
Blue arrow indicates best gain in these quarters.



Menangle Race 4 Distance 1609m

Tuesday, 25 June 2024


Gross Time: 1:52.80 MileRate: 1:52.80 LeadTime: 0.00s First Qtr: 27.30s Second Qtr: 29.00s Third Qtr: 28.20s Fourth Qtr: 28.30s

DATA TABLE: 800 / 400 Posi's are position from leader and (how wide the horse was at that position)

No	Horse	Plc	Mar	800 Posi	400 Posi	Time	3rd Qtr	4th Qt
5	RESET THE BAR	1	0.0m	0.0m (0)	0.0m (0)	1:52.80	28.20s	28.30s
1	WHILEMENA RITA	2	8.4m	17.2m (1)	10.8m (2)	1:53.42	27.75s	28.13s
10	PALATINO	3	8.7m	4.0m (0)	4.4m (0)	1:53.45	28.23s	28.60s
7	TAKE A HIKE	4	10.3m	25.0m (1)	19.0m (1)	1:53.57	27.78s	27.69s
2	WILLS WAY	5	12.1m	7.6m (1)	4.2m (1)	1:53.70	27.96s	28.86s
3	THERES WALLY	6	12.4m	11.4m (0)	8.4m (0)	1:53.72	27.99s	28.58s
6	CABANA	7	14.3m	12.8m (1)	8.2m (1)	1:53.86	27.88s	28.73s
4	MINI MINE YET	8	15.0m	21.2m (1)	14.8m (1)	1:53.92	27.75s	28.31s
8	BE MY GIRL	9	15.2m	18.4m (0)	12.8m (0)	1:53.93	27.81s	28.47s
9	WATCH ME REACT	10	15.3m	22.8m (0)	16.8m (0)	1:53.94	27.78s	28.19s

Finish Position and metres gained

First Arrow shows distance gain/loss from 2nd Qtr to 3rd Qtr, Second Arrow shows distance gain/loss from 3rd Qtr to Finish
Blue arrow indicates best gain in these quarters.



800

Visual positions in race at 2nd Quarter



400

Visual positions in race at 3rd Quarter





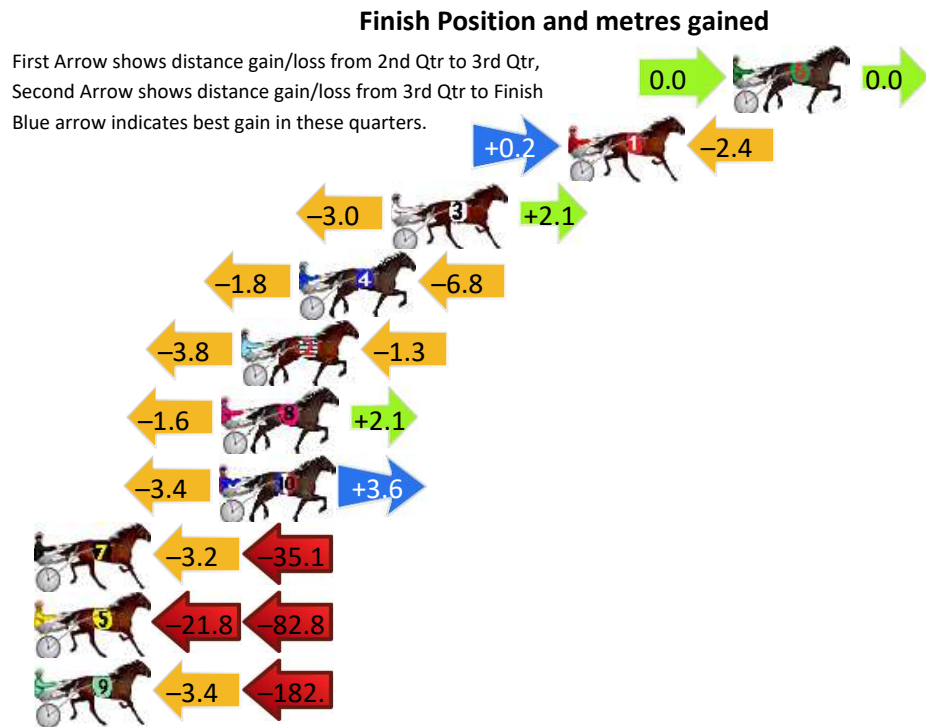
Menangle Race 5 Distance 1609m

Tuesday, 25 June 2024

Gross Time: 1:53.20 MileRate: 1:53.20 LeadTime: 0.00s First Qtr: 27.50s Second Qtr: 29.70s Third Qtr: 28.40s Fourth Qtr: 27.60s

DATA TABLE: 800 / 400 Posi's are position from leader and (how wide the horse was at that position)

No	Horse	Plc	Mar	800 Posi	400 Posi	Time	3rd Qtr	4th Qt
6	DANGEROUS THREATS	1	0.0m	0.0m (0)	0.0m (0)	1:53.20	28.40s	27.60s
1	MISTER BRILLANTE	2	6.6m	4.4m (0)	4.2m (0)	1:53.68	28.39s	27.76s
3	EXPLOSIVE BRONSKI	3	13.7m	12.8m (0)	15.8m (0)	1:54.19	28.61s	27.46s
4	NITRO DANNY	4	17.4m	8.8m (0)	10.6m (0)	1:54.46	28.53s	28.07s
2	MERRYWOOD TONY	5	19.7m	14.6m (1)	18.4m (1)	1:54.63	28.67s	27.69s
8	GUNFORHIRE	6	20.5m	21.0m (1)	22.6m (1)	1:54.69	28.51s	27.46s
10	AERODYNE GUY	7	20.6m	20.8m (0)	24.2m (0)	1:54.70	28.63s	27.35s
7	RIPSTONE SNORTER	8	48.9m	10.6m (1)	13.8m (1)	1:56.75	28.66s	30.01s
5	GIMME A REASON	9	119.0m	14.4m (2)	36.2m (0)	2:01.84	30.00s	33.28s
9	WHISKEY ROYALE	10	202.3m	16.8m (0)	20.2m (0)	2:07.89	28.82s	40.09s



Menangle Race 6 Distance 1609m

Tuesday, 25 June 2024


Gross Time: 1:52.20 MileRate: 1:52.20 LeadTime: 0.00s First Qtr: 27.50s Second Qtr: 28.80s Third Qtr: 27.80s Fourth Qtr: 28.10s

DATA TABLE: 800 / 400 Posi's are position from leader and (how wide the horse was at that position)

No	Horse	Plc	Mar	800 Posi	400 Posi	Time	3rd Qtr	4th Qt
1	PARALLEL	1	0.0m	8.4m (0)	8.2m (0)	1:52.20	27.79s	27.53s
3	ERUPT STRIDE	2	2.8m	4.0m (0)	4.0m (0)	1:52.41	27.80s	28.02s
2	GET UP BETTY	3	3.8m	12.4m (0)	12.4m (0)	1:52.48	27.80s	27.50s
8	LETTUCE NIPYA	4	4.8m	0.0m (0)	0.0m (0)	1:52.55	27.80s	28.44s
7	CASH AND BLING	5	5.9m	18.0m (1)	19.2m (2)	1:52.64	27.89s	27.17s
6	IDEAL MARQUESS	6	7.0m	8.8m (1)	9.4m (2)	1:52.72	27.84s	27.93s
5	KISSMELVIS	7	7.1m	16.4m (0)	16.4m (0)	1:52.72	27.80s	27.45s
10	MAGIC MATTEO	8	14.6m	21.4m (0)	22.0m (0)	1:53.28	27.84s	27.58s
4	OUR IDEAL DREAM	9	16.3m	13.4m (1)	14.0m (2)	1:53.40	27.84s	28.26s
9	SIR SIMON	10	28.6m	4.8m (1)	9.0m (1)	1:54.31	28.08s	29.47s

Finish Position and metres gained

First Arrow shows distance gain/loss from 2nd Qtr to 3rd Qtr, Second Arrow shows distance gain/loss from 3rd Qtr to Finish Blue arrow indicates best gain in these quarters.



800

Visual positions in race at 2nd Quarter



400

Visual positions in race at 3rd Quarter



Menangle Race 7 Distance 1609m

Tuesday, 25 June 2024

Gross Time: 1:54.00 MileRate: 1:54.00 LeadTime: 0.00s First Qtr: 28.00s Second Qtr: 29.50s Third Qtr: 28.40s Fourth Qtr: 28.10s

DATA TABLE: 800 / 400 Posi's are position from leader and (how wide the horse was at that position)

No	Horse	Plc	Mar	800 Posi	400 Posi	Time	3rd Qtr	4th Qt
5	RED REACTOR	1	0.0m	21.0m (0)	16.4m (0)	1:54.00	28.07s	26.95s
9	ROCLEA IMAGE	2	0.1m	24.2m (1)	13.6m (2)	1:54.01	27.65s	27.16s
2	WINONA WRITER	3	0.4m	13.4m (0)	7.6m (1)	1:54.03	27.99s	27.60s
8	HEZ DUSTY	4	1.1m	28.8m (1)	17.6m (2)	1:54.08	27.61s	26.95s
6	FIRE AND SWORD	5	5.2m	25.2m (0)	21.0m (0)	1:54.38	28.10s	27.00s
10	LOUTENANT	6	7.1m	34.0m (1)	22.2m (1)	1:54.52	27.57s	27.05s
7	DRAGON TATTOO	7	12.0m	19.4m (1)	40.0m (0)	1:54.89	29.84s	26.14s
1	FEAR THE BANKER	8	20.9m	0.0m (0)	0.0m (0)	1:55.54	28.41s	29.56s
4	VINKE B	9	40.8m	17.2m (0)	12.4m (1)	1:57.01	28.07s	30.08s
3	THATS ART	10	332.1m	9.4m (0)	5.6m (0)	2:18.53	28.25s	50.91s

Finish Position and metres gained

First Arrow shows distance gain/loss from 2nd Qtr to 3rd Qtr, Second Arrow shows distance gain/loss from 3rd Qtr to Finish. Blue arrow indicates best gain in these quarters.

