

# Tamworth Race 1 Distance 1609m

Thursday, 27 June 2024



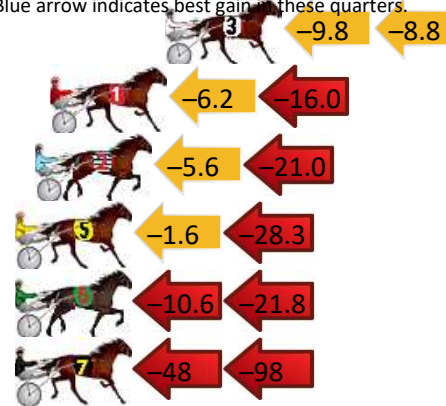
Gross Time: 1:58.60 MileRate: 1:58.60 LeadTime: 0.00s First Qtr: 27.70s Second Qtr: 31.60s Third Qtr: 29.80s Fourth Qtr: 29.50s

DATA TABLE: 800 / 400 Posi's are position from leader and (how wide the horse was at that position)

| No | Horse             | Plc | Mar    | 800 Posi  | 400 Posi  | Time    | 3rd Qtr | 4th Qt |
|----|-------------------|-----|--------|-----------|-----------|---------|---------|--------|
| 4  | MANHATTEN CHICK   | 1   | 0.0m   | 0.0m (2)  | 0.0m (0)  | 1:58.60 | 29.80s  | 29.50s |
| 3  | MIKI BE FREE      | 2   | 22.0m  | 3.4m (1)  | 13.2m (1) | 2:00.30 | 30.53s  | 30.15s |
| 1  | MOONLIGHT RIVER   | 3   | 26.6m  | 4.4m (0)  | 10.6m (0) | 2:00.66 | 30.26s  | 30.67s |
| 2  | YOU ARE MY REASON | 4   | 27.2m  | 0.6m (0)  | 6.2m (0)  | 2:00.70 | 30.22s  | 31.04s |
| 5  | BLING THE KASH    | 5   | 36.7m  | 6.8m (2)  | 8.4m (1)  | 2:01.44 | 29.93s  | 31.58s |
| 6  | XTRAVAGANT MAN    | 6   | 40.4m  | 8.0m (1)  | 18.6m (1) | 2:01.72 | 30.59s  | 31.10s |
| 7  | ROCK AM ALYESKA   | 7   | 157.8m | 12.8m (1) | 60.0m (0) | 2:10.80 | 33.32s  | 36.67s |

## Finish Position and metres gained

First Arrow shows distance gain/loss from 2nd Qtr to 3rd Qtr, Second Arrow shows distance gain/loss from 3rd Qtr to Finish  
Blue arrow indicates best gain in these quarters.



# Tamworth Race 2 Distance 1980m

Thursday, 27 June 2024

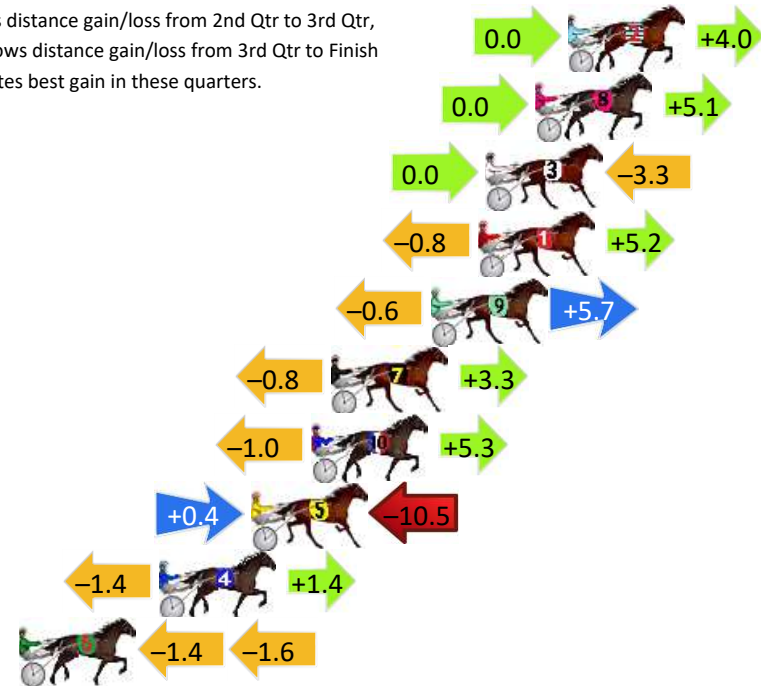
Gross Time: 2:30.10 MileRate: 2:02.00 LeadTime: 27.60s First Qtr: 33.20s Second Qtr: 31.90s Third Qtr: 29.00s Fourth Qtr: 28.40s

DATA TABLE: 800 / 400 Posi's are position from leader and (how wide the horse was at that position)

| No | Horse             | Plc | Mar   | 800 Posi  | 400 Posi  | Time    | 3rd Qtr | 4th Qt |
|----|-------------------|-----|-------|-----------|-----------|---------|---------|--------|
| 2  | SAFE JEWELS       | 1   | 0.0m  | 4.0m (0)  | 4.0m (0)  | 2:30.10 | 29.00s  | 28.12s |
| 8  | ADRENALINE RUSH   | 2   | 1.3m  | 6.4m (1)  | 6.4m (1)  | 2:30.20 | 29.00s  | 28.04s |
| 3  | SEAMARK           | 3   | 3.3m  | 0.0m (0)  | 0.0m (0)  | 2:30.35 | 29.00s  | 28.63s |
| 1  | HAPPY AS          | 4   | 3.6m  | 8.0m (0)  | 8.8m (0)  | 2:30.37 | 29.05s  | 28.03s |
| 9  | BEE SEVENTEEN     | 5   | 5.5m  | 10.6m (1) | 11.2m (1) | 2:30.51 | 29.04s  | 28.00s |
| 7  | KARALTA COURAGE   | 6   | 9.5m  | 12.0m (0) | 12.8m (0) | 2:30.81 | 29.05s  | 28.17s |
| 10 | WOTNOW SWANEE     | 7   | 10.3m | 14.6m (1) | 15.6m (1) | 2:30.87 | 29.07s  | 28.03s |
| 5  | SKY DIAMOND       | 8   | 12.7m | 2.6m (1)  | 2.2m (1)  | 2:31.05 | 28.98s  | 29.14s |
| 4  | SHADOW ECLIPSE    | 9   | 16.4m | 16.4m (0) | 17.8m (0) | 2:31.32 | 29.10s  | 28.30s |
| 6  | SEVEN RIPPIN ACES | 10  | 22.0m | 19.0m (1) | 20.4m (1) | 2:31.74 | 29.10s  | 28.51s |

## Finish Position and metres gained

First Arrow shows distance gain/loss from 2nd Qtr to 3rd Qtr, Second Arrow shows distance gain/loss from 3rd Qtr to Finish  
Blue arrow indicates best gain in these quarters.



800

Visual positions in race at 2nd Quarter



400

Visual positions in race at 3rd Quarter



# Tamworth Race 3 Distance 1980m

Thursday, 27 June 2024

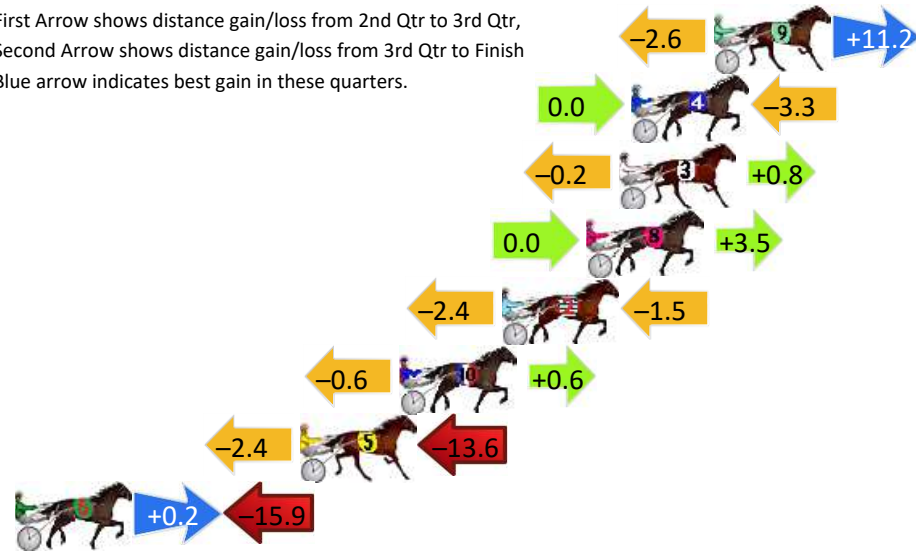
Gross Time: 2:28.80 MileRate: 2:00.90 LeadTime: 27.10s First Qtr: 32.40s Second Qtr: 30.70s Third Qtr: 29.30s Fourth Qtr: 29.30s

DATA TABLE: 800 / 400 Posi's are position from leader and (how wide the horse was at that position)

| No | Horse               | Plc | Mar   | 800 Posi  | 400 Posi  | Time    | 3rd Qtr | 4th Qt |
|----|---------------------|-----|-------|-----------|-----------|---------|---------|--------|
| 9  | THREEBUSHELFOATS    | 1   | 0.0m  | 8.6m (1)  | 11.2m (2) | 2:28.80 | 29.49s  | 28.48s |
| 4  | LONGWINDINGROAD     | 2   | 3.3m  | 0.0m (0)  | 0.0m (0)  | 2:29.05 | 29.30s  | 29.54s |
| 3  | HOLD BACK THE RIVER | 3   | 3.8m  | 4.4m (0)  | 4.6m (0)  | 2:29.09 | 29.31s  | 29.24s |
| 8  | TABRA               | 4   | 5.1m  | 8.6m (0)  | 8.6m (1)  | 2:29.19 | 29.30s  | 29.05s |
| 2  | THREE PARTS GREY    | 5   | 8.5m  | 4.6m (1)  | 7.0m (2)  | 2:29.45 | 29.47s  | 29.41s |
| 10 | ZACHAROONI          | 6   | 12.6m | 12.6m (0) | 13.2m (0) | 2:29.77 | 29.34s  | 29.26s |
| 5  | CERTAINLYCALLITIN   | 7   | 16.6m | 0.6m (1)  | 3.0m (1)  | 2:30.08 | 29.47s  | 30.29s |
| 6  | LEXY CAN BERN       | 8   | 28.5m | 12.8m (1) | 12.6m (3) | 2:30.99 | 29.29s  | 30.46s |

## Finish Position and metres gained

First Arrow shows distance gain/loss from 2nd Qtr to 3rd Qtr, Second Arrow shows distance gain/loss from 3rd Qtr to Finish  
Blue arrow indicates best gain in these quarters.



800

Visual positions in race at 2nd Quarter



400

Visual positions in race at 3rd Quarter

# Tamworth Race 4 Distance 1980m



Thursday, 27 June 2024

Gross Time: 2:27.00 MileRate: 1:59.50 LeadTime: 26.10s First Qtr: 29.80s Second Qtr: 30.20s Third Qtr: 29.90s Fourth Qtr: 31.00s


DATA TABLE: 800 / 400 Posi's are position from leader and (how wide the horse was at that position)

| NoHorse            | Plc | Mar   | 800 Posi  | 400 Posi  | Time    | 3rd Qtr | 4th Qt |
|--------------------|-----|-------|-----------|-----------|---------|---------|--------|
| 7 BUDDY PERFECT    | 1   | 0.0m  | 4.0m (0)  | 3.8m (0)  | 2:27.00 | 29.89s  | 30.71s |
| 5 LIMOUSINE CHEEKY | 2   | 3.0m  | 0.0m (0)  | 0.0m (0)  | 2:27.24 | 29.90s  | 31.23s |
| 3 TAFL MOVE        | 3   | 5.1m  | 2.8m (1)  | 3.8m (1)  | 2:27.41 | 29.97s  | 31.10s |
| 8 ROCKNROLL CLARRY | 4   | 8.6m  | 8.2m (0)  | 8.6m (1)  | 2:27.70 | 29.93s  | 31.00s |
| 6 BODYLINE         | 5   | 12.1m | 12.4m (0) | 12.6m (0) | 2:27.98 | 29.92s  | 30.96s |
| 2 TRIPLE EMM       | 6   | 14.4m | 12.6m (1) | 17.4m (2) | 2:28.17 | 30.27s  | 30.77s |
| 9 JIMMY BLING      | 7   | 18.3m | 16.2m (2) | 12.2m (2) | 2:28.48 | 29.59s  | 31.47s |
| 10 EXOTIC ROCKSTAR | 8   | 32.2m | 16.6m (0) | 18.8m (3) | 2:29.61 | 30.05s  | 32.03s |
| 4 TOUGH TALKS      | 9   | 35.6m | 7.8m (1)  | 15.8m (1) | 2:29.89 | 30.48s  | 32.53s |

## Finish Position and metres gained



Visual positions in race at 2nd Quarter



Visual positions in race at 3rd Quarter





# Tamworth Race 5 Distance 1609m

Thursday, 27 June 2024


Gross Time: 1:57.80 MileRate: 1:57.80 LeadTime: 0.00s First Qtr: 26.80s Second Qtr: 31.10s Third Qtr: 29.50s Fourth Qtr: 30.40s

DATA TABLE: 800 / 400 Posi's are position from leader and (how wide the horse was at that position)

| No | Horse             | Plc | Mar   | 800 Posi  | 400 Posi  | Time    | 3rd Qtr | 4th Qt |
|----|-------------------|-----|-------|-----------|-----------|---------|---------|--------|
| 1  | AMILLION PROMISES | 1   | 0.0m  | 0.0m (0)  | 0.0m (0)  | 1:57.80 | 29.50s  | 30.40s |
| 4  | MAGIC SHOOS       | 2   | 1.1m  | 7.0m (1)  | 5.8m (1)  | 1:57.89 | 29.42s  | 30.04s |
| 9  | LADY PEBBLES      | 3   | 6.9m  | 8.2m (0)  | 9.4m (0)  | 1:58.35 | 29.59s  | 30.21s |
| 8  | NIGHT TO REMEMBER | 4   | 7.3m  | 20.0m (1) | 16.0m (2) | 1:58.38 | 29.21s  | 29.74s |
| 10 | DOLLARSIGN        | 5   | 10.8m | 17.0m (0) | 17.0m (1) | 1:58.66 | 29.51s  | 29.93s |
| 6  | REPARTEE          | 6   | 14.9m | 3.0m (1)  | 2.0m (1)  | 1:58.99 | 29.41s  | 31.37s |
| 5  | ZOEMAGIC          | 7   | 15.1m | 12.4m (0) | 14.4m (0) | 1:59.00 | 29.65s  | 30.45s |
| 7  | WHATA TERROR      | 8   | 16.3m | 4.2m (0)  | 5.2m (0)  | 1:59.10 | 29.56s  | 31.24s |
| 3  | MONTANA NIGHTS    | 9   | 25.6m | 11.4m (1) | 12.6m (1) | 1:59.84 | 29.57s  | 31.38s |
| 2  | DEVELSTIX         | 10  | 28.9m | 16.0m (1) | 21.8m (1) | 2:00.10 | 29.92s  | 30.94s |

## Finish Position and metres gained

First Arrow shows distance gain/loss from 2nd Qtr to 3rd Qtr, Second Arrow shows distance gain/loss from 3rd Qtr to Finish  
Blue arrow indicates best gain in these quarters.



800

Visual positions in race at 2nd Quarter



400

Visual positions in race at 3rd Quarter



# Tamworth Race 6 Distance 1609m

Thursday, 27 June 2024


Gross Time: 1:57.60 MileRate: 1:57.60 LeadTime: 0.00s First Qtr: 28.70s Second Qtr: 29.90s Third Qtr: 29.20s Fourth Qtr: 29.90s

DATA TABLE: 800 / 400 Posi's are position from leader and (how wide the horse was at that position)

| No | Horse           | Plc | Mar   | 800 Posi  | 400 Posi  | Time    | 3rd Qtr | 4th Qt |
|----|-----------------|-----|-------|-----------|-----------|---------|---------|--------|
| 9  | BRING YOUR BEST | 1   | 0.0m  | 16.8m (1) | 12.4m (2) | 1:57.60 | 28.89s  | 28.98s |
| 3  | COUNTRY MAJOR   | 2   | 0.1m  | 0.0m (0)  | 0.0m (0)  | 1:57.61 | 29.20s  | 29.91s |
| 8  | FOUR FEATHERS   | 3   | 7.0m  | 12.4m (1) | 7.6m (2)  | 1:58.15 | 28.85s  | 29.86s |
| 1  | JUST TOMMY      | 4   | 9.0m  | 4.6m (0)  | 5.2m (0)  | 1:58.30 | 29.24s  | 30.18s |
| 7  | SINBINNED       | 5   | 16.5m | 10.2m (0) | 9.4m (0)  | 1:58.89 | 29.14s  | 30.43s |
| 6  | BARRYS BROTHER  | 6   | 18.2m | 20.4m (0) | 17.4m (2) | 1:59.03 | 28.98s  | 29.96s |
| 5  | BAT MATSON      | 7   | 22.8m | 6.6m (2)  | 5.0m (1)  | 1:59.39 | 29.07s  | 31.22s |
| 2  | FLIRTS DIVA     | 8   | 32.1m | 8.4m (1)  | 14.0m (1) | 2:00.11 | 29.60s  | 31.25s |
| 4  | AMERICAN MANDY  | 9   | 42.5m | 3.6m (1)  | 9.0m (1)  | 2:00.93 | 29.57s  | 32.39s |
| 10 | ROSIES ROSETTE  | 10  | 64.0m | 15.8m (0) | 19.4m (0) | 2:02.61 | 29.43s  | 33.22s |

## Finish Position and metres gained

First Arrow shows distance gain/loss from 2nd Qtr to 3rd Qtr, Second Arrow shows distance gain/loss from 3rd Qtr to Finish  
Blue arrow indicates best gain in these quarters.



800

Visual positions in race at 2nd Quarter



400

Visual positions in race at 3rd Quarter



# Tamworth Race 7 Distance 1609m

Thursday, 27 June 2024

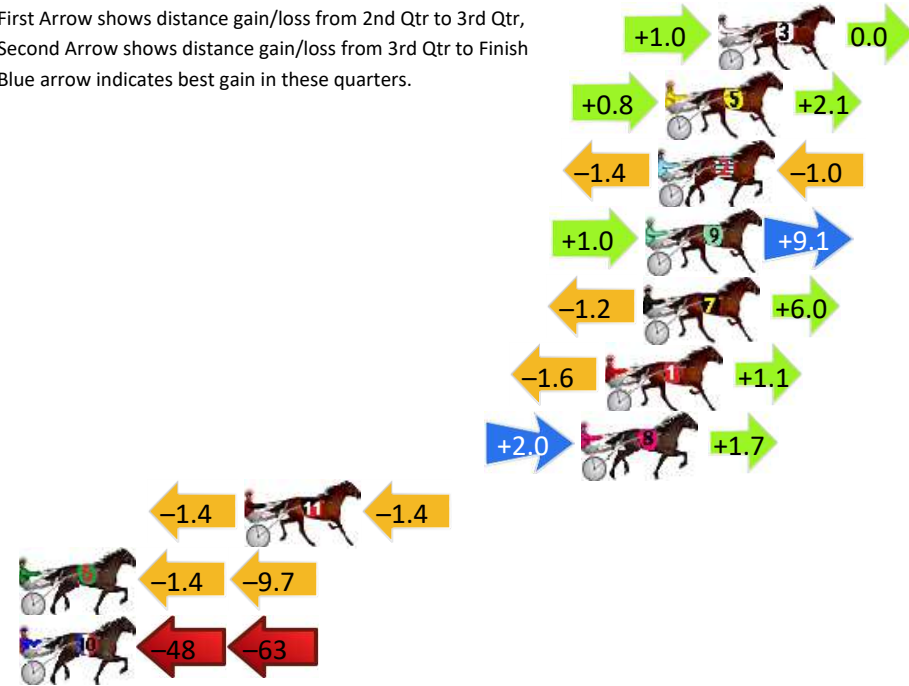
Gross Time: 1:57.30 MileRate: 1:57.30 LeadTime: 0.00s First Qtr: 27.80s Second Qtr: 30.40s Third Qtr: 29.20s Fourth Qtr: 30.00s

DATA TABLE: 800 / 400 Posi's are position from leader and (how wide the horse was at that position)

| No | Horse              | Plc | Mar    | 800 Posi  | 400 Posi  | Time    | 3rd Qtr | 4th Qt |
|----|--------------------|-----|--------|-----------|-----------|---------|---------|--------|
| 3  | IMPERIAL SNAPPER   | 1   | 0.0m   | 1.0m (1)  | 0.0m (1)  | 1:57.30 | 29.13s  | 30.00s |
| 5  | QUEEN TREACHERIE   | 2   | 2.1m   | 5.0m (1)  | 4.2m (1)  | 1:57.47 | 29.14s  | 29.84s |
| 2  | ABSTRACT ART       | 3   | 2.4m   | 0.0m (0)  | 1.4m (0)  | 1:57.49 | 29.30s  | 30.07s |
| 9  | FAR OUT RINGO      | 4   | 2.9m   | 13.0m (1) | 12.0m (2) | 1:57.53 | 29.14s  | 29.32s |
| 7  | PARATROUPER        | 5   | 3.0m   | 7.8m (0)  | 9.0m (1)  | 1:57.54 | 29.29s  | 29.55s |
| 1  | RAINBOW JET        | 6   | 4.5m   | 4.0m (0)  | 5.6m (0)  | 1:57.65 | 29.32s  | 29.92s |
| 8  | HE SAID SHE SAID   | 7   | 5.5m   | 9.2m (1)  | 7.2m (2)  | 1:57.73 | 29.05s  | 29.87s |
| 11 | RIPPIN GOOD FEELIN | 8   | 19.0m  | 16.2m (0) | 17.6m (0) | 1:58.79 | 29.30s  | 30.10s |
| 6  | GOTONEBETTOR       | 9   | 28.7m  | 17.6m (1) | 19.0m (1) | 1:59.56 | 29.29s  | 30.72s |
| 10 | TEN GALLON         | 10  | 122.7m | 12.0m (0) | 60.0m (0) | 2:06.94 | 32.67s  | 34.68s |

## Finish Position and metres gained

First Arrow shows distance gain/loss from 2nd Qtr to 3rd Qtr, Second Arrow shows distance gain/loss from 3rd Qtr to Finish. Blue arrow indicates best gain in these quarters.



800

Visual positions in race at 2nd Quarter



400

Visual positions in race at 3rd Quarter



# Tamworth Race 8 Distance 1980m

Thursday, 27 June 2024


Gross Time: 2:27.90 MileRate: 2:00.20 LeadTime: 26.40s First Qtr: 32.00s Second Qtr: 30.20s Third Qtr: 28.80s Fourth Qtr: 30.50s

DATA TABLE: 800 / 400 Posi's are position from leader and (how wide the horse was at that position)

| No | Horse             | Plc | Mar   | 800 Posi  | 400 Posi  | Time    | 3rd Qtr | 4th Qt |
|----|-------------------|-----|-------|-----------|-----------|---------|---------|--------|
| 7  | MCCRIKEY          | 1   | 0.0m  | 8.4m (0)  | 8.0m (0)  | 2:27.90 | 28.79s  | 29.89s |
| 6  | ASHLEYS BLUE CHIP | 2   | 3.2m  | 1.4m (1)  | 3.0m (1)  | 2:28.16 | 28.92s  | 30.52s |
| 3  | ROSBERG           | 3   | 5.5m  | 0.0m (0)  | 0.0m (0)  | 2:28.34 | 28.79s  | 30.92s |
| 8  | ROCK FISHERMAN    | 4   | 6.1m  | 12.6m (0) | 12.0m (0) | 2:28.39 | 28.77s  | 30.05s |
| 1  | MISTER ARTIKULATE | 5   | 7.3m  | 4.0m (0)  | 4.0m (0)  | 2:28.48 | 28.79s  | 30.75s |
| 5  | LYDIAS ART        | 6   | 10.5m | 14.0m (1) | 14.0m (1) | 2:28.74 | 28.81s  | 30.23s |
| 10 | CARMELITE         | 7   | 13.9m | 9.8m (1)  | 11.6m (2) | 2:29.01 | 28.93s  | 30.67s |
| 4  | UNSULLY           | 8   | 20.0m | 18.2m (1) | 13.8m (3) | 2:29.50 | 28.46s  | 30.97s |
| 2  | DOUGS RULES       | 9   | 29.1m | 5.4m (1)  | 7.6m (1)  | 2:30.22 | 28.92s  | 32.13s |

## Finish Position and metres gained

First Arrow shows distance gain/loss from 2nd Qtr to 3rd Qtr, Second Arrow shows distance gain/loss from 3rd Qtr to Finish. Blue arrow indicates best gain in these quarters.



800

Visual positions in race at 2nd Quarter



400

Visual positions in race at 3rd Quarter





# Tamworth Race 9 Distance 1980m

Thursday, 27 June 2024

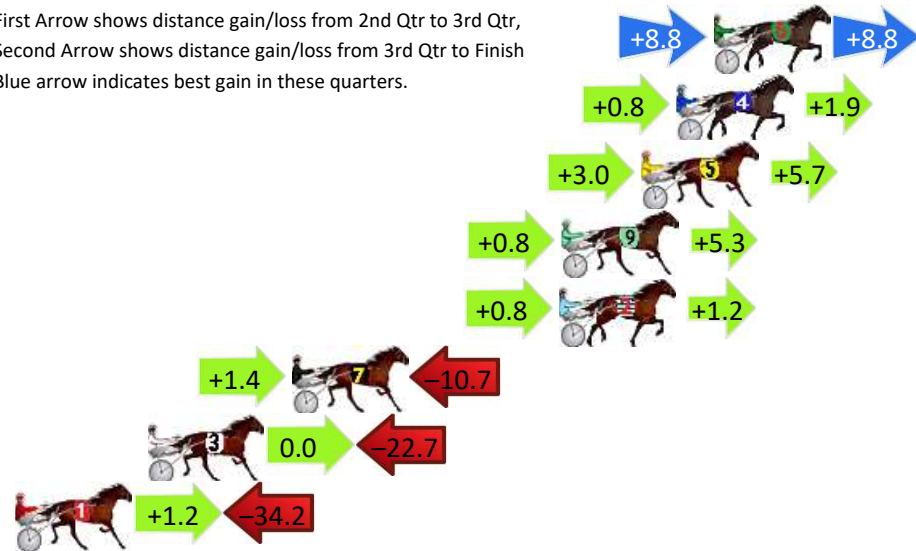
Gross Time: 2:28.80 MileRate: 2:01.00 LeadTime: 28.20s First Qtr: 31.90s Second Qtr: 30.60s Third Qtr: 28.90s Fourth Qtr: 29.20s

DATA TABLE: 800 / 400 Posi's are position from leader and (how wide the horse was at that position)

| No | Horse         | Plc | Mar   | 800 Posi  | 400 Posi  | Time    | 3rd Qtr | 4th Qt |
|----|---------------|-----|-------|-----------|-----------|---------|---------|--------|
| 6  | COLBY         | 1   | 0.0m  | 17.6m (0) | 8.8m (3)  | 2:28.80 | 28.27s  | 28.56s |
| 4  | HEAVENLY SIGN | 2   | 1.5m  | 4.2m (1)  | 3.4m (2)  | 2:28.91 | 28.84s  | 29.06s |
| 5  | RACING PAULA  | 3   | 2.9m  | 11.6m (0) | 8.6m (1)  | 2:29.02 | 28.69s  | 28.79s |
| 9  | METALLICA MAN | 4   | 6.1m  | 12.2m (1) | 11.4m (2) | 2:29.27 | 28.84s  | 28.82s |
| 2  | MYSTIFY ME    | 5   | 6.2m  | 8.2m (1)  | 7.4m (2)  | 2:29.27 | 28.84s  | 29.11s |
| 7  | FAST TRACKER  | 6   | 16.9m | 7.6m (0)  | 6.2m (0)  | 2:30.09 | 28.79s  | 29.98s |
| 3  | RIVEERED      | 7   | 22.7m | 0.0m (1)  | 0.0m (1)  | 2:30.54 | 28.89s  | 30.85s |
| 1  | MISTER CHEESE | 8   | 35.4m | 2.4m (0)  | 1.2m (0)  | 2:31.51 | 28.80s  | 31.68s |

## Finish Position and metres gained

First Arrow shows distance gain/loss from 2nd Qtr to 3rd Qtr, Second Arrow shows distance gain/loss from 3rd Qtr to Finish  
Blue arrow indicates best gain in these quarters.



8  
0  
0

Visual positions in race at 2nd Quarter



4  
0  
0

Visual positions in race at 3rd Quarter