

Tamworth Race 1 Distance 1609m

Thursday, 18 July 2024

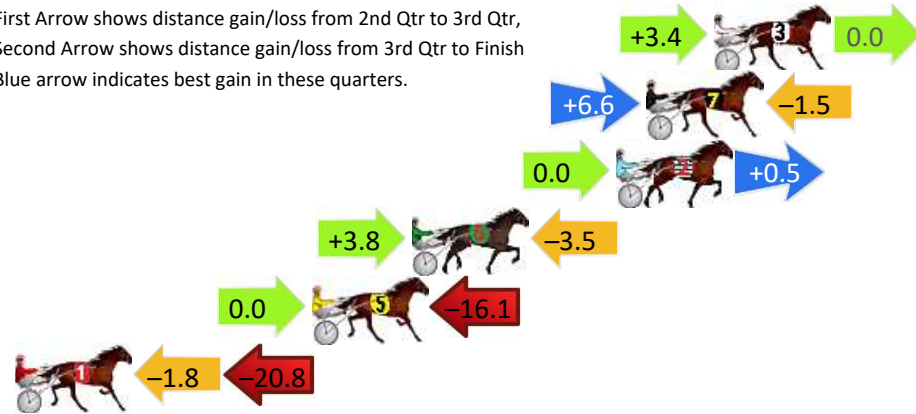
Gross Time: 1:57.90 MileRate: 1:57.90 LeadTime: 0.00s First Qtr: 29.10s Second Qtr: 30.80s Third Qtr: 29.30s Fourth Qtr: 28.80s

DATA TABLE: 800 / 400 Posi's are position from leader and (how wide the horse was at that position)

NoHorse	Plc	Mar	800 Posi	400 Posi	Time	3rd Qtr	4th Qt	
3	UPSTREAM	1	0.0m	3.4m (1)	0.0m (1)	1:57.90	29.05s	28.80s
7	COLONEL MEYN	2	2.7m	7.8m (1)	1.2m (2)	1:58.10	28.82s	28.91s
2	ULTIMATE DIVA	3	3.9m	4.4m (0)	4.4m (0)	1:58.19	29.30s	28.76s
6	TRALEE SNICKAS	4	12.1m	12.4m (1)	8.6m (1)	1:58.81	29.03s	29.05s
5	LITTLE WHIPPET	5	16.1m	0.0m (0)	0.0m (0)	1:59.12	29.31s	29.95s
1	FIAMORE	6	31.6m	9.0m (0)	10.8m (0)	2:00.29	29.44s	30.29s


Finish Position and metres gained

First Arrow shows distance gain/loss from 2nd Qtr to 3rd Qtr, Second Arrow shows distance gain/loss from 3rd Qtr to Finish
Blue arrow indicates best gain in these quarters.



8
0
0

Visual positions in race at 2nd Quarter



4
0
0

Visual positions in race at 3rd Quarter



Tamworth Race 2 Distance 1980m

Thursday, 18 July 2024


Gross Time: 2:28.80 MileRate: 2:00.90 LeadTime: 27.00s First Qtr: 31.40s Second Qtr: 30.60s Third Qtr: 30.50s Fourth Qtr: 29.30s

DATA TABLE: 800 / 400 Posi's are position from leader and (how wide the horse was at that position)

No	Horse	Plc	Mar	800 Posi	400 Posi	Time	3rd Qtr	4th Qt
6	SAINT KARAMARA	1	0.0m	19.2m (1)	12.8m (3)	2:28.80	30.01s	28.37s
4	CATCHINGCONFIDENCE	2	1.2m	15.0m (1)	8.8m (3)	2:28.89	30.03s	28.75s
10	VINCENTIUS MAXIMUS	3	10.9m	11.8m (0)	13.4m (0)	2:29.64	30.62s	29.12s
9	MY LATIN LADY	4	11.4m	8.0m (0)	8.4m (0)	2:29.68	30.53s	29.52s
8	RAMBLING ON	5	16.7m	16.0m (0)	14.6m (1)	2:30.08	30.40s	29.45s
1	BODYLINE	6	22.9m	0.0m (0)	0.0m (0)	2:30.56	30.53s	30.97s
3	LEXY CAN BERN	7	29.4m	6.6m (1)	5.0m (2)	2:31.06	30.42s	31.08s
2	LYDIAS ART	8	34.0m	10.4m (1)	10.4m (2)	2:31.41	30.54s	31.02s
7	IM PLAIN JANE	9	34.5m	4.0m (0)	4.4m (0)	2:31.45	30.57s	31.49s
5	SMOLENSKI	10	47.0m	2.6m (1)	7.0m (1)	2:32.41	30.89s	32.21s

Finish Position and metres gained

First Arrow shows distance gain/loss from 2nd Qtr to 3rd Qtr, Second Arrow shows distance gain/loss from 3rd Qtr to Finish
Blue arrow indicates best gain in these quarters.



800

Visual positions in race at 2nd Quarter



400

Visual positions in race at 3rd Quarter

Tamworth Race 3 Distance 1980m

Thursday, 18 July 2024

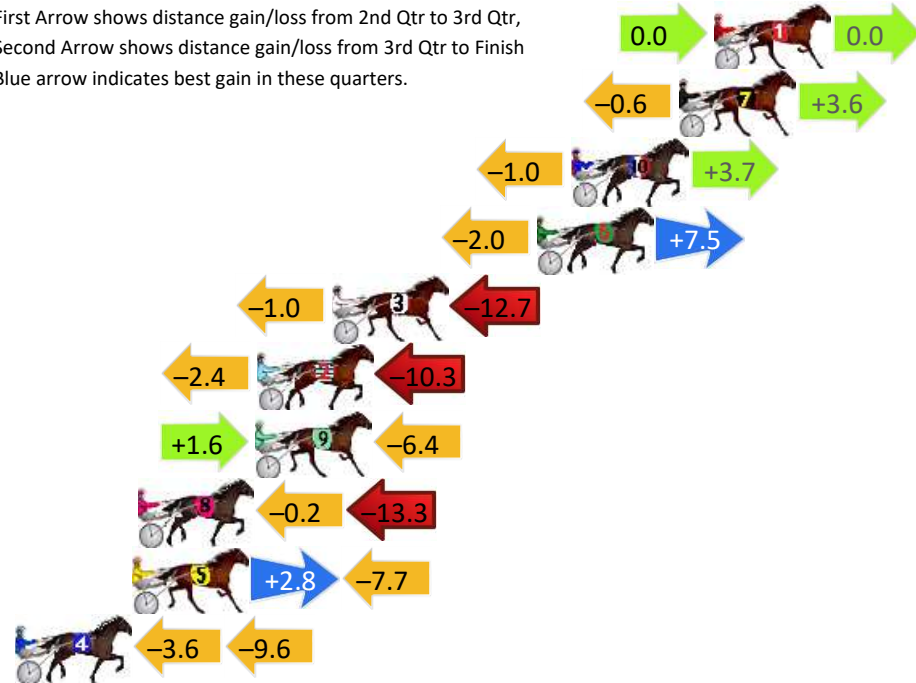
Gross Time: 2:28.70 MileRate: 2:00.80 LeadTime: 27.70s First Qtr: 31.10s Second Qtr: 30.50s Third Qtr: 29.80s Fourth Qtr: 29.60s

DATA TABLE: 800 / 400 Posi's are position from leader and (how wide the horse was at that position)

No	Horse	Plc	Mar	800 Posi	400 Posi	Time	3rd Qtr	4th Qt
1	KATASTROPHEE	1	0.0m	0.0m (0)	0.0m (0)	2:28.70	29.80s	29.60s
7	BARRYS BROTHER	2	1.4m	4.4m (0)	5.0m (0)	2:28.81	29.84s	29.34s
10	RAZOR SHARP	3	5.7m	8.4m (0)	9.4m (0)	2:29.14	29.87s	29.33s
6	EXOTIC ROCKSTAR	4	7.1m	12.6m (0)	14.6m (0)	2:29.25	29.95s	29.05s
3	MIDAS SHANNON	5	15.3m	1.6m (1)	2.6m (1)	2:29.89	29.88s	30.53s
2	TASMANS DELIGHT	6	18.3m	5.6m (1)	8.0m (1)	2:30.12	29.98s	30.36s
9	LUCKY TERROR	7	18.4m	13.6m (1)	12.0m (1)	2:30.13	29.68s	30.07s
8	SAN SABA	8	23.1m	9.6m (1)	9.8m (2)	2:30.49	29.82s	30.58s
5	TRIPLE EMM	9	23.3m	18.4m (1)	15.6m (2)	2:30.51	29.60s	30.17s
4	HAPPY HAMISH	10	29.8m	16.6m (0)	20.2m (1)	2:31.01	30.07s	30.31s

Finish Position and metres gained

First Arrow shows distance gain/loss from 2nd Qtr to 3rd Qtr, Second Arrow shows distance gain/loss from 3rd Qtr to Finish
Blue arrow indicates best gain in these quarters.



800

Visual positions in race at 2nd Quarter



400

Visual positions in race at 3rd Quarter



Tamworth Race 4 Distance 1980m

Thursday, 18 July 2024


Gross Time: 2:27.60 MileRate: 2:00.00 LeadTime: 26.90s First Qtr: 31.90s Second Qtr: 30.40s Third Qtr: 28.90s Fourth Qtr: 29.50s

DATA TABLE: 800 / 400 Posi's are position from leader and (how wide the horse was at that position)

No	Horse	Plc	Mar	800 Posi	400 Posi	Time	3rd Qtr	4th Qt
3	TABRA	1	0.0m	4.4m (0)	4.0m (0)	2:27.60	28.87s	29.21s
4	SKY DIAMOND	2	0.5m	0.0m (0)	0.0m (0)	2:27.64	28.90s	29.54s
8	HAPPY AS	3	23.8m	16.6m (1)	12.8m (2)	2:29.44	28.62s	30.31s
7	KARALTA COURAGE	4	27.3m	13.0m (0)	21.6m (0)	2:29.71	29.52s	29.92s
9	SEAMARK	5	28.6m	4.8m (1)	9.8m (0)	2:29.81	29.25s	30.88s
2	GLENN FORD	6	29.4m	12.6m (1)	20.2m (1)	2:29.87	29.44s	30.17s
5	DONT TELL DOROTHY	7	33.4m	17.0m (0)	24.6m (1)	2:30.18	29.45s	30.15s
10	SAFE JEWELS	8	36.5m	8.6m (1)	16.0m (1)	2:30.42	29.42s	31.00s
1	ROCKS ARNT PETS	9	41.5m	9.0m (0)	17.4m (0)	2:30.81	29.49s	31.27s
6	NIGHTWATCH STAR	10	52.4m	20.6m (1)	24.4m (2)	2:31.65	29.15s	31.55s

Finish Position and metres gained

First Arrow shows distance gain/loss from 2nd Qtr to 3rd Qtr, Second Arrow shows distance gain/loss from 3rd Qtr to Finish
Blue arrow indicates best gain in these quarters.



800

Visual positions in race at 2nd Quarter



400

Visual positions in race at 3rd Quarter



Tamworth Race 5 Distance 1980m

Thursday, 18 July 2024

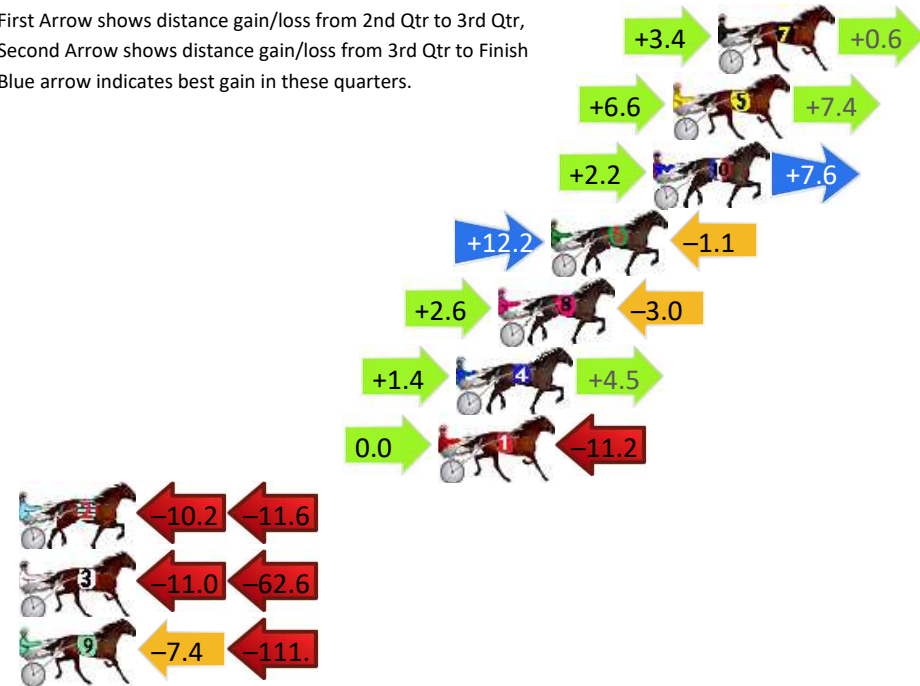
Gross Time: 2:27.90 MileRate: 2:00.20 LeadTime: 27.50s First Qtr: 30.30s Second Qtr: 29.80s Third Qtr: 30.30s Fourth Qtr: 30.00s

DATA TABLE: 800 / 400 Posi's are position from leader and (how wide the horse was at that position)

No	Horse	Plc	Mar	800 Posi	400 Posi	Time	3rd Qtr	4th Qt
7	BETTOR KEEP ROCKING	1	0.0m	4.0m (0)	0.6m (1)	2:27.90	30.04s	29.96s
5	FOUR FEATHERS	2	1.8m	15.8m (1)	9.2m (2)	2:28.04	29.80s	29.45s
10	LONGNWINDINGROAD	3	2.6m	12.4m (0)	10.2m (0)	2:28.10	30.13s	29.43s
6	LOOKAT MEE	4	6.7m	17.8m (2)	5.6m (1)	2:28.43	29.39s	30.08s
8	CERTAINLYCALLITIN	5	8.8m	8.4m (0)	5.8m (0)	2:28.59	30.11s	30.22s
4	ARMA ROLLING STONE	6	10.5m	16.4m (0)	15.0m (0)	2:28.73	30.19s	29.66s
1	FROZEN JEWEL	7	11.2m	0.0m (0)	0.0m (0)	2:28.78	30.30s	30.84s
2	FRONTLINER	8	29.2m	7.4m (1)	17.6m (2)	2:30.19	31.07s	30.87s
3	IM FREYJA	9	77.0m	3.4m (1)	14.4m (1)	2:33.95	31.15s	34.67s
9	DEEECE ROCKIN	10	130.5m	11.8m (1)	19.2m (3)	2:38.15	30.90s	38.30s

Finish Position and metres gained

First Arrow shows distance gain/loss from 2nd Qtr to 3rd Qtr, Second Arrow shows distance gain/loss from 3rd Qtr to Finish
Blue arrow indicates best gain in these quarters.



800

Visual positions in race at 2nd Quarter



400

Visual positions in race at 3rd Quarter



Tamworth Race 6 Distance 1609m


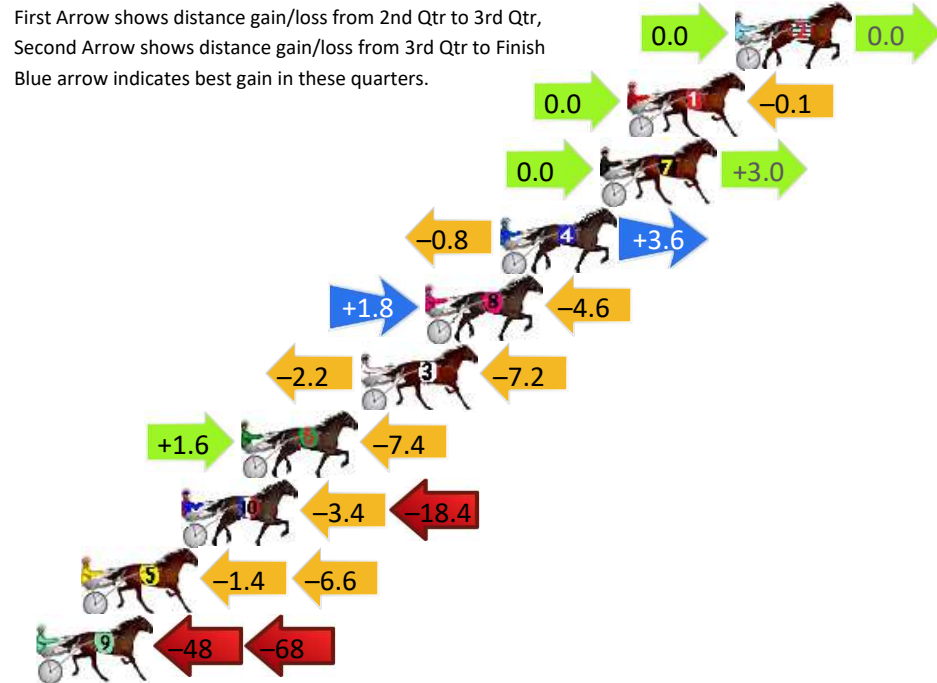
Thursday, 18 July 2024

Gross Time: 1:58.80 MileRate: 1:58.80 LeadTime: 0.00s First Qtr: 28.90s Second Qtr: 31.20s Third Qtr: 29.20s Fourth Qtr: 29.50s

DATA TABLE: 800 / 400 Posi's are position from leader and (how wide the horse was at that position)

No	Horse	Plc	Mar	800 Posi	400 Posi	Time	3rd Qtr	4th Qt
2	LIMOUSINE CHEEKY	1	0.0m	0.0m (0)	0.0m (0)	1:58.80	29.20s	29.50s
1	MAKE MINE BETTOR	2	4.3m	4.2m (0)	4.2m (0)	1:59.13	29.20s	29.51s
7	THREE PARTS GREY	3	5.4m	8.4m (0)	8.4m (0)	1:59.22	29.20s	29.28s
4	TERROR FLYING	4	9.4m	12.2m (0)	13.0m (0)	1:59.53	29.26s	29.24s
8	BUDDY PERFECT	5	12.4m	9.6m (1)	7.8m (2)	1:59.76	29.07s	29.84s
3	JOHNNY DEE	6	15.0m	5.6m (1)	7.8m (1)	1:59.96	29.36s	30.03s
6	BRAVE BONDI	7	19.8m	14.0m (1)	12.4m (2)	2:00.33	29.08s	30.04s
10	COUNTRY MAJOR	8	22.2m	0.4m (1)	3.8m (1)	2:00.52	29.44s	30.85s
5	LILLY SHANNON	9	26.2m	18.2m (1)	19.6m (1)	2:00.83	29.30s	29.98s
9	YOU CANNOT HIDE	10	147.6m	32.0m (0)	80.0m (0)	2:10.22	32.68s	34.46s

Finish Position and metres gained



Tamworth Race 7 Distance 1609m

Thursday, 18 July 2024

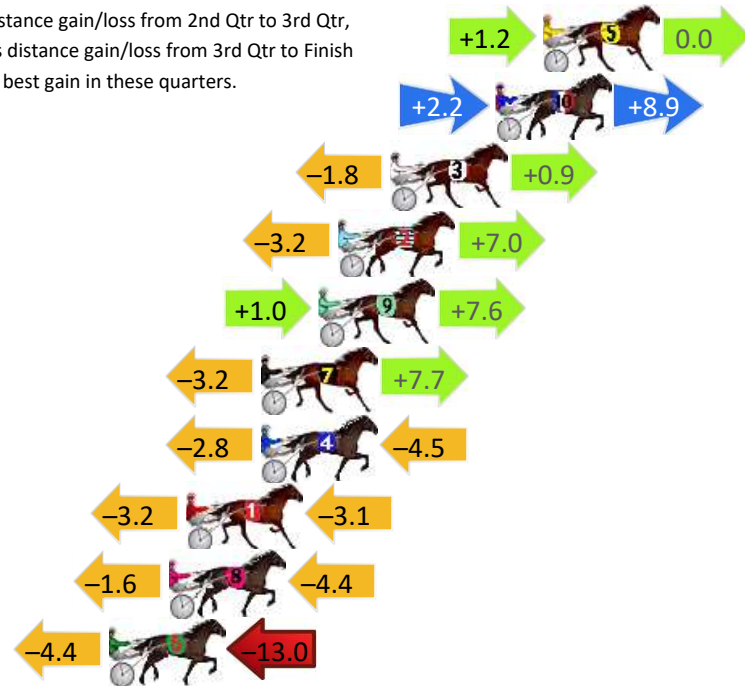
Gross Time: 2:00.20 MileRate: 2:00.20 LeadTime: 0.00s First Qtr: 28.30s Second Qtr: 32.50s Third Qtr: 29.50s Fourth Qtr: 29.90s

DATA TABLE: 800 / 400 Posi's are position from leader and (how wide the horse was at that position)

No	Horse	Plc	Mar	800 Posi	400 Posi	Time	3rd Qtr	4th Qt
5	DOLLARSIGN	1	0.0m	1.2m (1)	0.0m (1)	2:00.20	29.41s	29.90s
10	ADRENALINE RUSH	2	1.9m	13.0m (1)	10.8m (4)	2:00.35	29.34s	29.24s
3	RAINBOW JET	3	6.1m	5.2m (1)	7.0m (2)	2:00.68	29.63s	29.83s
2	LADY PEBBLES	4	8.2m	12.0m (0)	15.2m (0)	2:00.84	29.74s	29.38s
9	BEE SEVENTEEN	5	9.0m	17.6m (1)	16.6m (2)	2:00.90	29.43s	29.34s
7	AMILLION PROMISES	6	11.3m	15.8m (0)	19.0m (1)	2:01.09	29.74s	29.33s
4	DON HESTON	7	11.3m	4.0m (0)	6.8m (1)	2:01.09	29.70s	30.23s
1	JUST TOMMY	8	14.3m	8.0m (0)	11.2m (1)	2:01.32	29.73s	30.13s
8	MONTANA NIGHTS	9	15.0m	9.0m (1)	10.6m (3)	2:01.37	29.62s	30.23s
6	HE SAID SHE SAID	10	17.4m	0.0m (0)	4.4m (0)	2:01.56	29.82s	30.87s

Finish Position and metres gained

First Arrow shows distance gain/loss from 2nd Qtr to 3rd Qtr, Second Arrow shows distance gain/loss from 3rd Qtr to Finish
Blue arrow indicates best gain in these quarters.



800

Visual positions in race at 2nd Quarter



400

Visual positions in race at 3rd Quarter



Tamworth Race 8 Distance 1609m

Thursday, 18 July 2024


Gross Time: 1:56.80 MileRate: 1:56.80 LeadTime: 0.00s First Qtr: 28.20s Second Qtr: 30.60s Third Qtr: 29.20s Fourth Qtr: 28.70s

DATA TABLE: 800 / 400 Posi's are position from leader and (how wide the horse was at that position)

No	Horse	Plc	Mar	800 Posi	400 Posi	Time	3rd Qtr	4th Qt
10	PRINCESS REMI	1	0.0m	13.2m (1)	2.6m (3)	1:56.80	28.44s	28.51s
8	MCCRIKEY	2	0.4m	9.2m (1)	8.2m (2)	1:56.83	29.12s	28.14s
2	FOREVER A DANCER	3	4.7m	4.8m (1)	3.2m (2)	1:57.15	29.09s	28.81s
4	SPIRIT KING	4	8.9m	0.0m (0)	0.0m (0)	1:57.47	29.21s	29.34s
6	NIGHT TO REMEMBER	5	10.4m	17.2m (1)	10.2m (3)	1:57.58	28.70s	28.71s
9	RACING PAULA	6	16.8m	12.2m (0)	12.8m (2)	1:58.07	29.25s	28.99s
7	FAST TRACKER	7	17.9m	8.2m (0)	8.8m (1)	1:58.15	29.25s	29.35s
5	MYSTIFY ME	8	23.6m	21.4m (1)	15.4m (3)	1:58.58	28.77s	29.29s
1	MISTER CHEESE	9	27.9m	4.0m (0)	5.2m (0)	1:58.90	29.30s	30.32s
3	PARATROUPER	10	35.1m	0.6m (1)	4.4m (1)	1:59.44	29.49s	30.89s

Finish Position and metres gained

First Arrow shows distance gain/loss from 2nd Qtr to 3rd Qtr, Second Arrow shows distance gain/loss from 3rd Qtr to Finish
Blue arrow indicates best gain in these quarters.



800

Visual positions in race at 2nd Quarter



400

Visual positions in race at 3rd Quarter



Tamworth Race 9 Distance 1609m

Thursday, 18 July 2024


Gross Time: 1:58.20 MileRate: 1:58.20 LeadTime: 0.00s First Qtr: 28.10s Second Qtr: 32.30s Third Qtr: 29.50s Fourth Qtr: 28.40s

DATA TABLE: 800 / 400 Posi's are position from leader and (how wide the horse was at that position)

No	Horse	Plc	Mar	800 Posi	400 Posi	Time	3rd Qtr	4th Qt
4	ROCK FISHERMAN	1	0.0m	0.0m (0)	0.0m (0)	1:58.20	29.50s	28.40s
2	SALLY BIGTIME	2	2.5m	4.0m (0)	4.4m (0)	1:58.39	29.53s	28.27s
7	PETER FORSBERG	3	10.9m	8.0m (0)	8.4m (0)	1:59.01	29.53s	28.58s
11	BETTOR CHEER	4	14.4m	12.4m (0)	13.4m (0)	1:59.27	29.57s	28.47s
10	FAR OUT RINGO	5	20.6m	16.6m (2)	7.0m (2)	1:59.74	28.83s	29.36s
6	REPARTEE	6	21.3m	0.8m (1)	2.6m (1)	1:59.79	29.66s	29.72s
3	GOTONEBETTOR	7	23.9m	9.0m (1)	11.8m (1)	1:59.98	29.72s	29.25s
9	ASHLEYS BLUE CHIP	8	28.4m	17.2m (1)	16.2m (3)	2:00.32	29.44s	29.26s
5	FRANCO FORZA	9	30.7m	4.8m (1)	7.0m (1)	2:00.49	29.69s	30.07s
8	CLASSICMAJOR	10	33.2m	13.0m (1)	14.0m (2)	2:00.68	29.60s	29.76s

Finish Position and metres gained

First Arrow shows distance gain/loss from 2nd Qtr to 3rd Qtr, Second Arrow shows distance gain/loss from 3rd Qtr to Finish
Blue arrow indicates best gain in these quarters.



800

Visual positions in race at 2nd Quarter



400

Visual positions in race at 3rd Quarter

