

# Wagga Riverina Race 1 Distance 2270m




Friday, 19 July 2024

Gross Time: 2:47.90 MileRate: 1:59.00 LeadTime: 48.70s First Qtr: 31.10s Second Qtr: 30.20s Third Qtr: 29.20s Fourth Qtr: 28.70s

DATA TABLE: 800 / 400 Posi's are position from leader and (how wide the horse was at that position)

NoHorse	Plc	Mar	800 Posi	400 Posi	Time	3rd Qtr	4th Qt
5	FOXYONTHERUN	1	0.0m	0.0m (0)	2:47.90	29.20s	28.70s
2	REASON TO LAUGH	2	4.5m	3.8m (0)	2:48.24	29.23s	28.72s
8	HARVEY HUGHES	3	5.4m	12.6m (0)	2:48.31	29.45s	27.93s
6	LEWENDON	4	6.5m	9.6m (1)	2:48.39	29.36s	28.32s
7	SWEET OPTIONS	5	7.5m	14.0m (1)	2:48.47	29.47s	27.97s
4	KRISTYSGIRL	6	10.4m	1.2m (1)	2:48.68	29.22s	29.34s
3	MISS PIPPA	7	23.4m	5.4m (1)	2:49.66	29.41s	29.78s
1	TINNYMEDAD	8	31.3m	8.2m (0)	2:50.26	29.49s	30.08s

## Finish Position and metres gained



# Wagga Riverina Race 2 Distance 2270m

Friday, 19 July 2024

Gross Time: 2:48.90 MileRate: 1:59.70 LeadTime: 51.00s First Qtr: 30.30s Second Qtr: 30.20s Third Qtr: 29.00s Fourth Qtr: 28.40s

DATA TABLE: 800 / 400 Posi's are position from leader and (how wide the horse was at that position)

No	Horse	Plc	Mar	800 Posi	400 Posi	Time	3rd Qtr	4th Qt
5	DEE TERROR	1	0.0m	0.0m (0)	0.0m (0)	2:48.90	29.00s	28.40s
4	THATS THE ATTITUDE	2	6.5m	4.0m (0)	4.0m (0)	2:49.38	29.00s	28.58s
2	MOP	3	7.0m	5.4m (1)	5.8m (2)	2:49.42	29.03s	28.48s
10	SCOTTIE MACH	4	8.2m	9.2m (1)	8.8m (3)	2:49.51	28.97s	28.36s
7	RAGING ON	5	10.6m	17.8m (1)	17.4m (2)	2:49.69	28.97s	27.92s
3	THE BANKER	6	15.2m	12.2m (0)	9.2m (1)	2:50.03	28.79s	28.82s
1	LIFE GETS BETTER	7	15.5m	8.2m (0)	9.0m (0)	2:50.06	29.06s	28.86s
9	FREDEE TEE	8	15.6m	13.0m (1)	13.2m (3)	2:50.06	29.02s	28.57s
8	ACHERON	9	17.0m	1.4m (1)	2.6m (1)	2:50.17	29.10s	29.42s

## Finish Position and metres gained

First Arrow shows distance gain/loss from 2nd Qtr to 3rd Qtr, Second Arrow shows distance gain/loss from 3rd Qtr to Finish  
Blue arrow indicates best gain in these quarters.



800

Visual positions in race at 2nd Quarter



400

Visual positions in race at 3rd Quarter



# Wagga Riverina Race 3 Distance 1740m

Friday, 19 July 2024


Gross Time: 2:07.60 MileRate: 1:58.10 LeadTime: 8.80s First Qtr: 28.60s Second Qtr: 33.00s Third Qtr: 29.70s Fourth Qtr: 27.50s

DATA TABLE: 800 / 400 Posi's are position from leader and (how wide the horse was at that position)

No	Horse	Plc	Mar	800 Posi	400 Posi	Time	3rd Qtr	4th Qt
4	OUR TRIPLE MAJOR	1	0.0m	4.0m (0)	5.2m (0)	2:07.60	29.77s	27.14s
3	LOTUSBIRD	2	1.7m	0.0m (0)	0.0m (0)	2:07.72	29.70s	27.62s
7	PERSONIFIED	3	3.2m	5.2m (1)	1.0m (1)	2:07.83	29.41s	27.65s
5	MAKES YOU WONDER	4	9.4m	10.0m (1)	7.0m (1)	2:08.28	29.49s	27.66s
10	BIGWHEEL BOMBA	5	9.7m	17.6m (0)	12.8m (1)	2:08.30	29.35s	27.29s
9	HY MAINTENANCE	6	10.5m	13.2m (0)	13.8m (0)	2:08.36	29.73s	27.27s
1	MY ULTIMATE BRUNO	7	12.2m	8.4m (0)	9.4m (0)	2:08.48	29.78s	27.69s
2	ITZ BAD	8	12.5m	14.2m (1)	9.4m (2)	2:08.50	29.37s	27.71s
8	ALIGHIERI	9	20.5m	19.2m (1)	14.4m (2)	2:09.08	29.38s	27.92s
6	RHYTHMOFMYART	10	30.7m	22.6m (0)	26.4m (0)	2:09.82	29.98s	27.79s

## Finish Position and metres gained

First Arrow shows distance gain/loss from 2nd Qtr to 3rd Qtr, Second Arrow shows distance gain/loss from 3rd Qtr to Finish  
Blue arrow indicates best gain in these quarters.



800

Visual positions in race at 2nd Quarter



400

Visual positions in race at 3rd Quarter



# Wagga Riverina Race 4 Distance 2270m

Friday, 19 July 2024


Gross Time: 2:45.00 MileRate: 1:57.00 LeadTime: 47.50s First Qtr: 30.40s Second Qtr: 29.40s Third Qtr: 29.70s Fourth Qtr: 28.00s

DATA TABLE: 800 / 400 Posi's are position from leader and (how wide the horse was at that position)

NoHorse	Plc	Mar	800 Posi	400 Posi	Time	3rd Qtr	4th Qt
2 MAGINOT LINE	1	0.0m	4.4m (1)	0.8m (1)	2:45.00	29.44s	27.94s
10 JORGE STREET	2	0.5m	8.6m (1)	5.0m (1)	2:45.04	29.43s	27.69s
5 MAJOR ALLEGIANCE	3	4.2m	12.6m (1)	9.2m (1)	2:45.31	29.45s	27.65s
8 CENTOFELLIE	4	18.9m	17.0m (1)	14.0m (1)	2:46.39	29.50s	28.34s
7 ROLL THE ACES	5	34.7m	18.4m (0)	19.0m (0)	2:47.55	29.78s	29.09s
6 ISLAND MELIA	6	38.1m	14.4m (0)	15.0m (0)	2:47.80	29.79s	29.61s
4 ALLANEE	7	43.4m	0.0m (0)	0.0m (0)	2:48.19	29.79s	31.02s
9 PENCIL ME IN	8	52.0m	9.6m (0)	10.4m (0)	2:48.83	29.85s	30.90s
1 I LIKA STYLE	9	60.5m	4.8m (0)	6.2m (0)	2:49.45	29.92s	31.78s

## Finish Position and metres gained

First Arrow shows distance gain/loss from 2nd Qtr to 3rd Qtr, Second Arrow shows distance gain/loss from 3rd Qtr to Finish  
Blue arrow indicates best gain in these quarters.



800

Visual positions in race at 2nd Quarter



400

Visual positions in race at 3rd Quarter



# Wagga Riverina Race 5 Distance 1740m

Friday, 19 July 2024

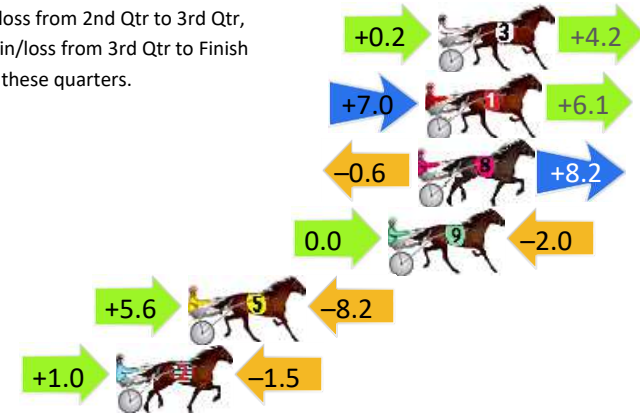
Gross Time: 2:05.70 MileRate: 1:56.30 LeadTime: 9.00s First Qtr: 29.40s Second Qtr: 28.80s Third Qtr: 30.30s Fourth Qtr: 28.20s

DATA TABLE: 800 / 400 Posi's are position from leader and (how wide the horse was at that position)

NoHorse	Plc	Mar	800 Posi	400 Posi	Time	3rd Qtr	4th Qt
3 FLY TO THE FINISH	1	0.0m	4.4m (0)	4.2m (0)	2:05.70	30.27s	27.91s
1 SURPRISE LANDING	2	0.5m	13.6m (1)	6.6m (1)	2:05.74	29.78s	27.77s
8 DONNIE MAC	3	0.8m	8.4m (0)	9.0m (0)	2:05.76	30.32s	27.63s
9 RIVEERA	4	2.0m	0.0m (0)	0.0m (0)	2:05.85	30.31s	28.34s
5 EAGLES CROSSING	5	10.0m	7.4m (1)	1.8m (1)	2:06.44	29.91s	28.77s
2 GUNDARY IRENE	6	12.9m	12.4m (0)	11.4m (1)	2:06.66	30.23s	28.31s

## Finish Position and metres gained

First Arrow shows distance gain/loss from 2nd Qtr to 3rd Qtr, Second Arrow shows distance gain/loss from 3rd Qtr to Finish  
Blue arrow indicates best gain in these quarters.



800

Visual positions in race at 2nd Quarter



400

Visual positions in race at 3rd Quarter

# Wagga Riverina Race 6 Distance 1740m

Friday, 19 July 2024



Gross Time: 2:03.80 MileRate: 1:54.50 LeadTime: 8.70s First Qtr: 29.50s Second Qtr: 28.60s Third Qtr: 28.30s Fourth Qtr: 28.70s

DATA TABLE: 800 / 400 Posi's are position from leader and (how wide the horse was at that position)

No	Horse	Plc	Mar	800 Posi	400 Posi	Time	3rd Qtr	4th Qt
3	TICK A LOCH	1	0.0m	12.4m (1)	0.0m (1)	2:03.80	27.42s	28.70s
7	IM ALRITE	2	5.9m	27.8m (1)	21.2m (2)	2:04.24	27.84s	27.61s
6	LOU BABY	3	5.9m	22.6m (1)	16.6m (2)	2:04.24	27.88s	27.94s
4	MAJOR HUSS	4	6.2m	17.4m (1)	12.0m (2)	2:04.27	27.92s	28.29s
9	CAPTAIN OF SPEED	5	7.6m	11.4m (0)	14.4m (0)	2:04.37	28.52s	28.21s
8	PETES BIG JIM	6	13.7m	32.2m (1)	17.8m (1)	2:04.83	27.28s	28.41s
2	DUST TO DIAMONDS	7	20.8m	15.6m (0)	9.0m (1)	2:05.37	27.83s	29.54s
1	ROCK THE NATION	8	24.8m	7.2m (0)	10.2m (0)	2:05.67	28.51s	29.74s
5	DIDSHEDOIT	9	55.1m	0.0m (0)	5.6m (0)	2:07.95	28.67s	32.23s

## Finish Position and metres gained

First Arrow shows distance gain/loss from 2nd Qtr to 3rd Qtr, Second Arrow shows distance gain/loss from 3rd Qtr to Finish Blue arrow indicates best gain in these quarters.



# Wagga Riverina Race 7 Distance 1740m

Friday, 19 July 2024



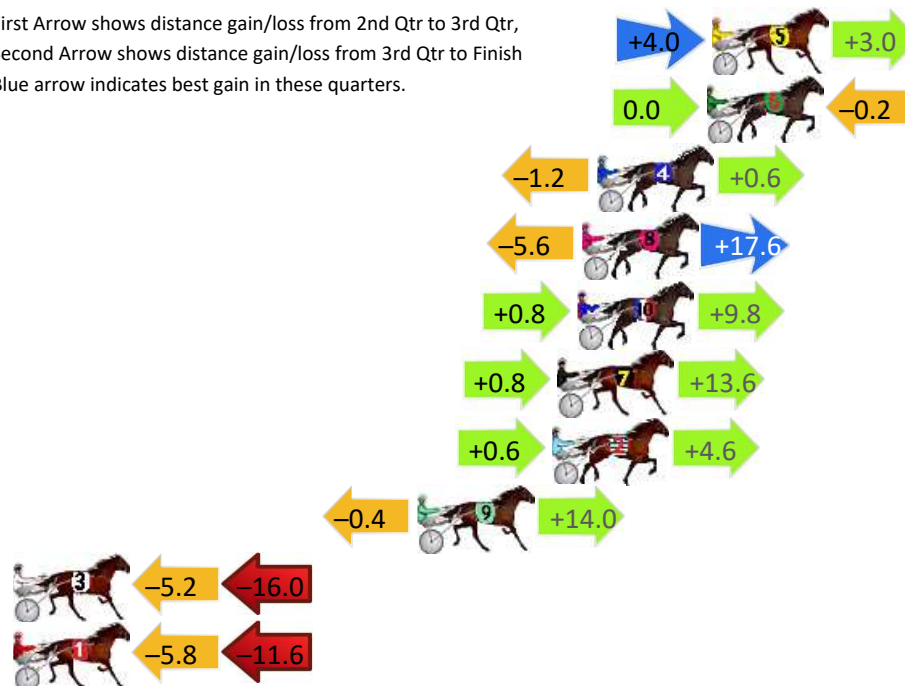
Gross Time: 2:03.80 MileRate: 1:54.50 LeadTime: 8.70s First Qtr: 28.20s Second Qtr: 29.50s Third Qtr: 28.70s Fourth Qtr: 28.70s

DATA TABLE: 800 / 400 Posi's are position from leader and (how wide the horse was at that position)

No	Horse	Plc	Mar	800 Posi	400 Posi	Time	3rd Qtr	4th Qt
5	DUN ME UP FRANCY	1	0.0m	7.0m (1)	3.0m (1)	2:03.80	28.41s	28.49s
6	OUR ROKU	2	0.2m	0.0m (0)	0.0m (0)	2:03.82	28.70s	28.71s
4	MORESCO	3	4.6m	4.0m (0)	5.2m (0)	2:04.15	28.79s	28.66s
8	LUVTOO	4	5.2m	17.2m (0)	22.8m (0)	2:04.19	29.10s	27.44s
10	GIRLS ARE BEST	5	5.4m	16.0m (1)	15.2m (1)	2:04.21	28.64s	28.00s
7	TIZZY LIZZIE	6	6.2m	20.6m (1)	19.8m (1)	2:04.27	28.64s	27.73s
2	GOOD TIME NEDRA	7	6.4m	11.6m (1)	11.0m (1)	2:04.28	28.66s	28.37s
9	SHAZADELE	8	11.8m	25.4m (1)	25.8m (1)	2:04.69	28.73s	27.70s
3	TUKURUA	9	29.2m	8.0m (0)	13.2m (0)	2:06.00	29.07s	29.84s
1	HEAVENS BADGIRL	10	30.2m	12.8m (0)	18.6m (0)	2:06.08	29.11s	29.53s

## Finish Position and metres gained

First Arrow shows distance gain/loss from 2nd Qtr to 3rd Qtr, Second Arrow shows distance gain/loss from 3rd Qtr to Finish  
Blue arrow indicates best gain in these quarters.



# Wagga Riverina Race 8 Distance 1740m

Friday, 19 July 2024

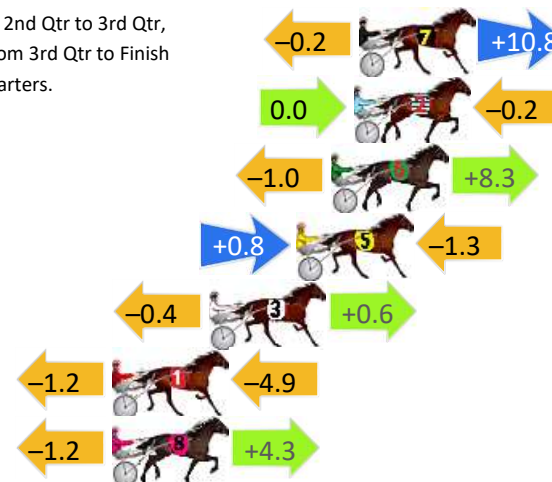
Gross Time: 2:07.00 MileRate: 1:57.40 LeadTime: 9.00s First Qtr: 31.30s Second Qtr: 31.40s Third Qtr: 27.80s Fourth Qtr: 27.50s

DATA TABLE: 800 / 400 Posi's are position from leader and (how wide the horse was at that position)

No	Horse	Plc	Mar	800 Posi	400 Posi	Time	3rd Qtr	4th Qt
7	DRAGON TATTOO	1	0.0m	10.6m (1)	10.8m (1)	2:07.00	27.81s	26.76s
2	JILLIBY FABIO	2	0.2m	0.0m (0)	0.0m (0)	2:07.01	27.80s	27.51s
6	CHANGEOVER GIRL	3	1.1m	8.4m (0)	9.4m (0)	2:07.08	27.87s	26.93s
5	DRESSED IN GOLD	4	2.5m	2.0m (1)	1.2m (1)	2:07.18	27.75s	27.59s
3	FREASON	5	6.0m	6.2m (1)	6.6m (1)	2:07.43	27.83s	27.46s
1	MANGOD OF THUNDER	6	9.9m	3.8m (0)	5.0m (0)	2:07.72	27.88s	27.83s
8	THE TALK	7	9.9m	13.0m (0)	14.2m (0)	2:07.72	27.88s	27.21s

## Finish Position and metres gained

First Arrow shows distance gain/loss from 2nd Qtr to 3rd Qtr, Second Arrow shows distance gain/loss from 3rd Qtr to Finish Blue arrow indicates best gain in these quarters.



800

Visual positions in race at 2nd Quarter



400

Visual positions in race at 3rd Quarter





# Wagga Riverina Race 9 Distance 1740m

Friday, 19 July 2024

Gross Time: 2:03.20 MileRate: 1:54.00 LeadTime: 8.80s First Qtr: 28.90s Second Qtr: 30.10s Third Qtr: 28.00s Fourth Qtr: 27.40s

DATA TABLE: 800 / 400 Posi's are position from leader and (how wide the horse was at that position)

No	Horse	Plc	Mar	800 Posi	400 Posi	Time	3rd Qtr	4th Qt
3	JOETOMO	1	0.0m	0.0m (0)	0.0m (0)	2:03.20	28.00s	27.40s
4	FOREVER YIN	2	6.4m	6.8m (1)	5.8m (2)	2:03.66	27.93s	27.44s
9	STARZZZ REIGN	3	7.6m	9.6m (0)	9.8m (0)	2:03.75	28.01s	27.25s
10	HERE COMES BOBBY	4	8.0m	14.0m (0)	14.4m (0)	2:03.78	28.02s	26.96s
1	KING TINTIN	5	8.3m	5.2m (0)	5.2m (0)	2:03.80	28.00s	27.61s
2	HELLO I TEA	6	9.6m	2.8m (1)	2.8m (1)	2:03.89	28.01s	27.86s
8	SCARED STIFF	7	11.5m	18.6m (0)	19.0m (0)	2:04.03	28.02s	26.89s
5	ARK ALERT	8	11.8m	11.0m (1)	11.2m (1)	2:04.05	28.01s	27.44s
6	ROYAL EXIT	9	15.5m	16.0m (1)	16.0m (1)	2:04.32	28.00s	27.37s

## Finish Position and metres gained

First Arrow shows distance gain/loss from 2nd Qtr to 3rd Qtr, Second Arrow shows distance gain/loss from 3rd Qtr to Finish  
Blue arrow indicates best gain in these quarters.



800

Visual positions in race at 2nd Quarter



400

Visual positions in race at 3rd Quarter

