

Albury Race 1 Distance 1770m

Tuesday, 23 July 2024



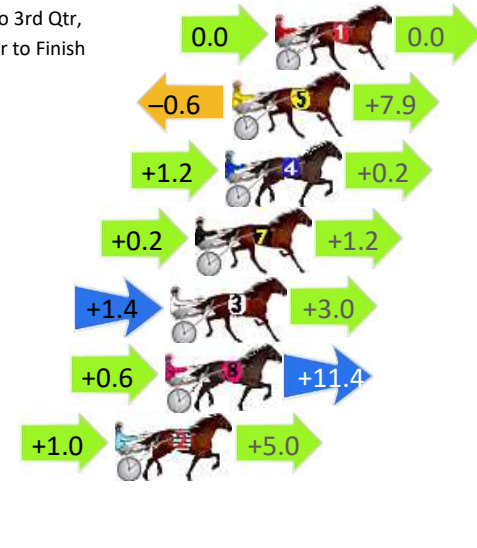
Gross Time: 2:14.10 MileRate: 2:01.90 LeadTime: 12.40s First Qtr: 29.60s Second Qtr: 31.30s Third Qtr: 30.40s Fourth Qtr: 30.40s

DATA TABLE: 800 / 400 Posi's are position from leader and (how wide the horse was at that position)

| No | Horse | Plc | Mar | 800 Posi | 400 Posi | Time | 3rd Qtr | 4th Qt |
|----|--------------------|-----|--------|-----------|-----------|---------|---------|--------|
| 1 | MYRUNA | 1 | 0.0m | 0.0m (0) | 0.0m (0) | 2:14.10 | 30.40s | 30.40s |
| 5 | BETTERTHANTHEBOYZ | 2 | 1.7m | 9.0m (0) | 9.6m (0) | 2:14.24 | 30.45s | 29.80s |
| 4 | FLEUR BELLA | 3 | 2.0m | 3.4m (1) | 2.2m (1) | 2:14.26 | 30.31s | 30.38s |
| 7 | GLAMORS SYMBOL | 4 | 3.2m | 4.6m (0) | 4.4m (0) | 2:14.35 | 30.38s | 30.31s |
| 3 | MYBOYMYBOY | 5 | 4.2m | 8.6m (1) | 7.2m (1) | 2:14.43 | 30.29s | 30.17s |
| 8 | BARWEN STORM | 6 | 4.4m | 16.4m (1) | 15.8m (0) | 2:14.45 | 30.35s | 29.54s |
| 2 | THE REAL ROCKETMAN | 7 | 6.4m | 12.4m (1) | 11.4m (1) | 2:14.61 | 30.32s | 30.02s |
| 9 | TYABB WONDER | 8 | 126.3m | 65.0m (0) | 90.0m (0) | 2:24.15 | 32.29s | 33.14s |

Finish Position and metres gained

First Arrow shows distance gain/loss from 2nd Qtr to 3rd Qtr, Second Arrow shows distance gain/loss from 3rd Qtr to Finish
Blue arrow indicates best gain in these quarters.



Albury Race 2 Distance 1770m

Tuesday, 23 July 2024


Gross Time: 2:15.30 MileRate: 2:03.00 LeadTime: 11.40s First Qtr: 31.90s Second Qtr: 32.80s Third Qtr: 29.50s Fourth Qtr: 29.70s

DATA TABLE: 800 / 400 Posi's are position from leader and (how wide the horse was at that position)

| No | Horse | Plc | Mar | 800 Posi | 400 Posi | Time | 3rd Qtr | 4th Qt |
|----|------------------|-----|-------|-----------|-----------|---------|---------|--------|
| 2 | SEEMESHINEYHEELS | 1 | 0.0m | 0.0m (0) | 0.0m (0) | 2:15.30 | 29.50s | 29.70s |
| 5 | SPEEDY SPIDA | 2 | 2.0m | 0.0m (1) | 0.8m (1) | 2:15.46 | 29.56s | 29.79s |
| 1 | ALISKI | 3 | 5.4m | 3.8m (0) | 4.4m (0) | 2:15.72 | 29.54s | 29.77s |
| 8 | MAJOR MUCHA | 4 | 7.5m | 12.6m (1) | 15.0m (1) | 2:15.88 | 29.68s | 29.15s |
| 4 | FULL OF WISDOM | 5 | 7.9m | 4.2m (1) | 5.8m (1) | 2:15.91 | 29.62s | 29.86s |
| 9 | TESTARUDO | 6 | 11.8m | 11.6m (0) | 13.4m (0) | 2:16.22 | 29.63s | 29.58s |
| 7 | MELATI BOY | 7 | 12.6m | 7.8m (0) | 9.2m (0) | 2:16.28 | 29.60s | 29.95s |
| 6 | WHITE STAR MOLLY | 8 | 14.7m | 16.6m (1) | 19.0m (1) | 2:16.44 | 29.68s | 29.38s |
| 3 | COMPLICATED | 9 | 18.4m | 8.4m (1) | 10.4m (1) | 2:16.73 | 29.65s | 30.29s |

Finish Position and metres gained

First Arrow shows distance gain/loss from 2nd Qtr to 3rd Qtr, Second Arrow shows distance gain/loss from 3rd Qtr to Finish. Blue arrow indicates best gain in these quarters.



800

Visual positions in race at 2nd Quarter



400

Visual positions in race at 3rd Quarter



Albury Race 3 Distance 1770m

Tuesday, 23 July 2024


Gross Time: 2:13.80 MileRate: 2:01.60 LeadTime: 11.50s First Qtr: 31.20s Second Qtr: 31.40s Third Qtr: 30.40s Fourth Qtr: 29.30s

DATA TABLE: 800 / 400 Posi's are position from leader and (how wide the horse was at that position)

| NoHorse | Plc | Mar | 800 Posi | 400 Posi | Time | 3rd Qtr | 4th Qt |
|--------------------|-----|-------|-----------|-----------|---------|---------|--------|
| 8 WOODLEA DIEGO | 1 | 0.0m | 3.0m (1) | 0.0m (1) | 2:13.80 | 30.18s | 29.30s |
| 3 CARMEN ON BLING | 2 | 0.8m | 0.0m (0) | 1.4m (0) | 2:13.86 | 30.50s | 29.26s |
| 9 LOGAN REASON | 3 | 8.4m | 16.6m (1) | 4.2m (2) | 2:14.45 | 29.49s | 29.61s |
| 6 ALLIYAHS HOPE | 4 | 9.6m | 20.6m (1) | 9.2m (2) | 2:14.54 | 29.55s | 29.33s |
| 4 SECURITY CHECK | 5 | 10.0m | 7.0m (1) | 5.6m (1) | 2:14.57 | 30.30s | 29.62s |
| 2 DIGYOURHEELSIN | 6 | 12.0m | 4.0m (0) | 6.0m (0) | 2:14.72 | 30.56s | 29.74s |
| 1 ACHERON | 7 | 25.0m | 9.6m (0) | 14.6m (0) | 2:15.72 | 30.79s | 30.06s |
| 7 EASTENDA | 8 | 26.9m | 14.4m (0) | 17.4m (1) | 2:15.87 | 30.64s | 29.99s |
| 5 IMPULSIVE GEORGE | 9 | 31.4m | 11.0m (1) | 11.2m (1) | 2:16.21 | 30.44s | 30.77s |

Finish Position and metres gained

First Arrow shows distance gain/loss from 2nd Qtr to 3rd Qtr, Second Arrow shows distance gain/loss from 3rd Qtr to Finish
Blue arrow indicates best gain in these quarters.



800

Visual positions in race at 2nd Quarter



400

Visual positions in race at 3rd Quarter



Albury Race 4 Distance 1770m

Tuesday, 23 July 2024



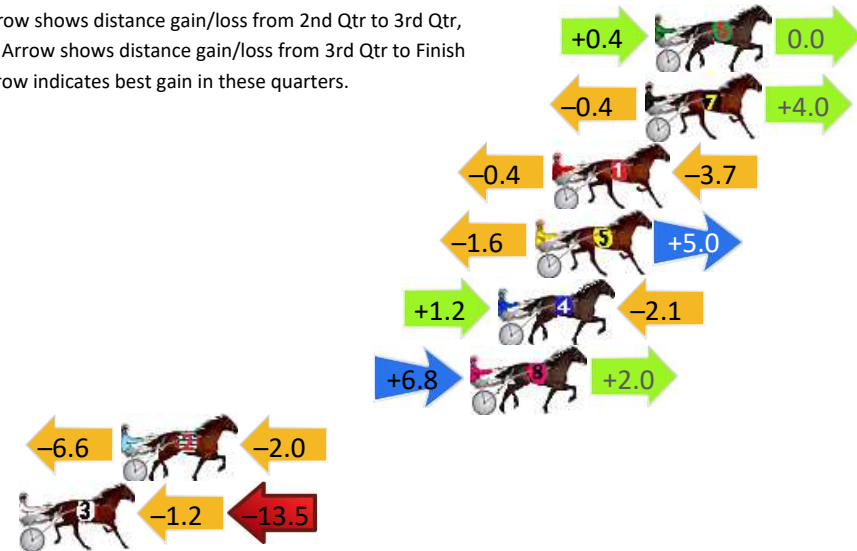
Gross Time: 2:17.60 MileRate: 2:05.10 LeadTime: 12.20s First Qtr: 32.80s Second Qtr: 33.20s Third Qtr: 29.70s Fourth Qtr: 29.70s

DATA TABLE: 800 / 400 Posi's are position from leader and (how wide the horse was at that position)

| No | Horse | Plc | Mar | 800 Posi | 400 Posi | Time | 3rd Qtr | 4th Qt |
|----|--------------------|-----|-------|-----------|-----------|---------|---------|--------|
| 6 | ISLAND BOUHINIA | 1 | 0.0m | 0.4m (1) | 0.0m (1) | 2:17.60 | 29.67s | 29.70s |
| 7 | MILLWOOD GRACE | 2 | 0.4m | 4.0m (0) | 4.4m (0) | 2:17.63 | 29.73s | 29.40s |
| 1 | ADIEU MIKENNIS | 3 | 4.1m | 0.0m (0) | 0.4m (0) | 2:17.92 | 29.73s | 29.97s |
| 5 | OUR STRATEGIC MISS | 4 | 4.8m | 8.2m (0) | 9.8m (0) | 2:17.97 | 29.82s | 29.33s |
| 4 | SHES BEWITCHED | 5 | 6.3m | 5.4m (1) | 4.2m (1) | 2:18.09 | 29.61s | 29.86s |
| 8 | SOPHIES SCOOTER | 6 | 7.4m | 16.2m (1) | 9.4m (2) | 2:18.18 | 29.20s | 29.55s |
| 2 | INTHEBLINKOFANEYE | 7 | 21.4m | 12.8m (0) | 19.4m (0) | 2:19.27 | 30.19s | 29.85s |
| 3 | GLEMELLY BEACH | 8 | 25.5m | 10.8m (1) | 12.0m (1) | 2:19.58 | 29.79s | 30.70s |

Finish Position and metres gained

First Arrow shows distance gain/loss from 2nd Qtr to 3rd Qtr, Second Arrow shows distance gain/loss from 3rd Qtr to Finish
Blue arrow indicates best gain in these quarters.



Albury Race 5 Distance 1770m

Tuesday, 23 July 2024

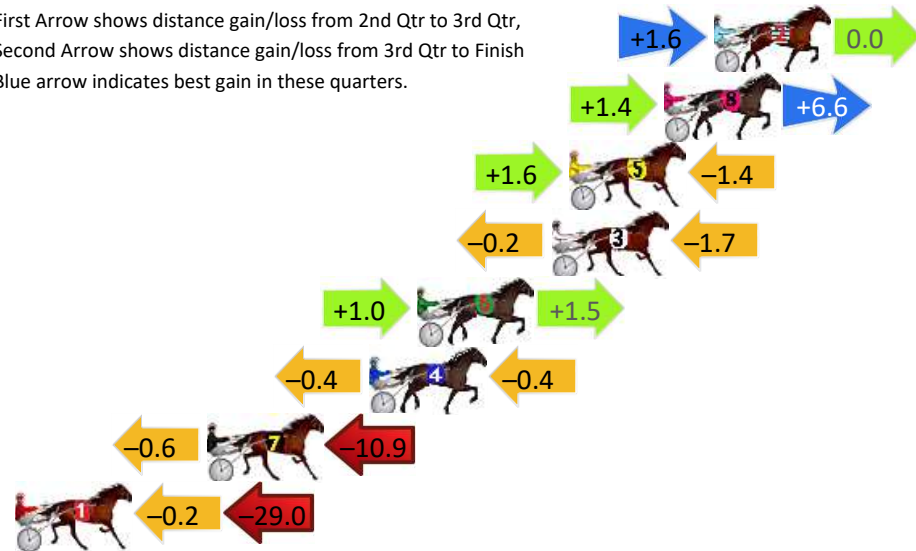
Gross Time: 2:14.20 MileRate: 2:02.10 LeadTime: 11.40s First Qtr: 30.20s Second Qtr: 32.60s Third Qtr: 30.10s Fourth Qtr: 29.90s

DATA TABLE: 800 / 400 Posi's are position from leader and (how wide the horse was at that position)

| No | Horse | Plc | Mar | 800 Posi | 400 Posi | Time | 3rd Qtr | 4th Qt |
|----|-------------------|-----|-------|-----------|-----------|---------|---------|--------|
| 2 | JORGE STREET | 1 | 0.0m | 1.6m (1) | 0.0m (1) | 2:14.20 | 29.98s | 29.90s |
| 8 | ULAANBAATAR | 2 | 2.0m | 10.0m (1) | 8.6m (1) | 2:14.36 | 29.99s | 29.41s |
| 5 | CHEEZ | 3 | 5.8m | 6.0m (1) | 4.4m (1) | 2:14.65 | 29.98s | 30.00s |
| 3 | PIRANI PRINCESS | 4 | 6.5m | 4.6m (0) | 4.8m (0) | 2:14.71 | 30.12s | 30.03s |
| 6 | MISS HERMES | 5 | 11.9m | 14.4m (1) | 13.4m (1) | 2:15.13 | 30.03s | 29.79s |
| 4 | HONEST HARRIETTE | 6 | 13.8m | 13.0m (0) | 13.4m (0) | 2:15.28 | 30.13s | 29.93s |
| 7 | MISS EXCLUSIVE | 7 | 20.3m | 8.8m (0) | 9.4m (0) | 2:15.79 | 30.15s | 30.71s |
| 1 | ROCKNROLL TALLARA | 8 | 29.2m | 0.0m (0) | 0.2m (0) | 2:16.49 | 30.12s | 32.06s |

Finish Position and metres gained

First Arrow shows distance gain/loss from 2nd Qtr to 3rd Qtr, Second Arrow shows distance gain/loss from 3rd Qtr to Finish
Blue arrow indicates best gain in these quarters.



8
0
0

Visual positions in race at 2nd Quarter



4
0
0

Visual positions in race at 3rd Quarter



Albury Race 6 Distance 1770m



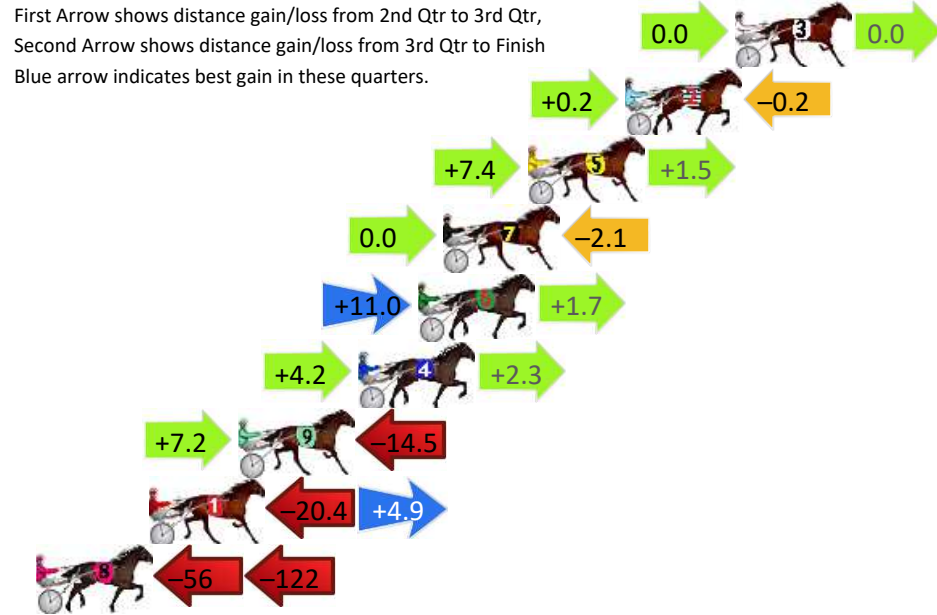
Tuesday, 23 July 2024

Gross Time: 2:15.90 MileRate: 2:03.60 LeadTime: 11.80s First Qtr: 30.20s Second Qtr: 32.50s Third Qtr: 30.60s Fourth Qtr: 30.80s

DATA TABLE: 800 / 400 Posi's are position from leader and (how wide the horse was at that position)

| NoHorse | Plc | Mar | 800 Posi | 400 Posi | Time | 3rd Qtr | 4th Qt |
|---------------------|-----|--------|-----------|-----------|---------|---------|--------|
| 3 DIDNT I | 1 | 0.0m | 0.0m (0) | 0.0m (0) | 2:15.90 | 30.60s | 30.80s |
| 2 CRAFTY OLD FOX | 2 | 4.4m | 4.4m (0) | 4.2m (0) | 2:16.25 | 30.58s | 30.82s |
| 5 NO MORE PROMISES | 3 | 8.3m | 17.2m (1) | 9.8m (1) | 2:16.57 | 30.04s | 30.69s |
| 7 ALL SO SASSY | 4 | 11.7m | 9.6m (0) | 9.6m (0) | 2:16.84 | 30.60s | 30.96s |
| 6 POLKA DOT DANCE | 5 | 12.7m | 25.4m (1) | 14.4m (1) | 2:16.92 | 29.76s | 30.67s |
| 4 BETTOR A GIRL | 6 | 15.1m | 21.6m (1) | 17.4m (0) | 2:17.12 | 30.28s | 30.62s |
| 9 MISSDEHEIR | 7 | 19.9m | 12.6m (1) | 5.4m (1) | 2:17.50 | 30.05s | 31.91s |
| 1 MOREARTSTHANCLASS | 8 | 23.5m | 8.0m (1) | 28.4m (1) | 2:17.79 | 32.16s | 30.42s |
| 8 ISLAS JOY | 9 | 181.7m | 4.0m (1) | 60.0m (0) | 2:30.54 | 34.84s | 40.12s |

Finish Position and metres gained



Albury Race 7 Distance 1770m



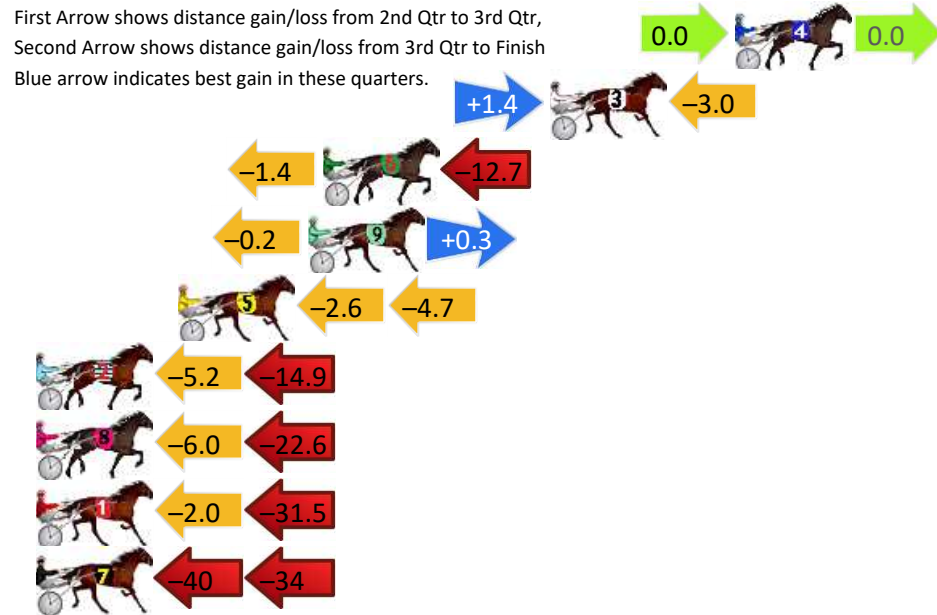
Tuesday, 23 July 2024

Gross Time: 2:13.40 MileRate: 2:01.30 LeadTime: 11.40s First Qtr: 31.60s Second Qtr: 31.30s Third Qtr: 29.20s Fourth Qtr: 29.90s

DATA TABLE: 800 / 400 Posi's are position from leader and (how wide the horse was at that position)

| No | Horse | Plc | Mar | 800 Posi | 400 Posi | Time | 3rd Qtr | 4th Qt |
|----|------------------|-----|--------|------------|------------|---------|---------|--------|
| 4 | TINTINS TREASURE | 1 | 0.0m | 0.0m (0) | 0.0m (0) | 2:13.40 | 29.20s | 29.90s |
| 3 | ALWAYS EXCLUSIF | 2 | 7.4m | 5.8m (0) | 4.4m (0) | 2:13.98 | 29.09s | 30.12s |
| 6 | ONTHADARKSIDE | 3 | 16.5m | 2.4m (1) | 3.8m (1) | 2:14.69 | 29.29s | 30.84s |
| 9 | TASSIE SAFARI | 4 | 17.1m | 17.2m (1) | 17.4m (3) | 2:14.74 | 29.21s | 29.88s |
| 5 | BLAZING | 5 | 22.3m | 15.0m (0) | 17.6m (0) | 2:15.15 | 29.39s | 30.25s |
| 2 | SURFING GIDGET | 6 | 28.5m | 8.4m (1) | 13.6m (1) | 2:15.63 | 29.57s | 31.01s |
| 8 | I AM THE TORNADO | 7 | 41.4m | 12.8m (1) | 18.8m (2) | 2:16.64 | 29.62s | 31.58s |
| 1 | MYLA GIRL | 8 | 43.7m | 10.2m (0) | 12.2m (0) | 2:16.82 | 29.32s | 32.24s |
| 7 | EASTBRO DANI | 9 | 233.5m | 160.0m (0) | 200.0m (0) | 2:31.69 | 32.11s | 32.39s |

Finish Position and metres gained



Albury Race 8 Distance 1770m

Tuesday, 23 July 2024

Gross Time: 2:17.00 MileRate: 2:04.60 LeadTime: 11.60s First Qtr: 31.20s Second Qtr: 31.40s Third Qtr: 30.90s Fourth Qtr: 31.90s

DATA TABLE: 800 / 400 Posi's are position from leader and (how wide the horse was at that position)

| No | Horse | Plc | Mar | 800 Posi | 400 Posi | Time | 3rd Qtr | 4th Qt |
|----|-----------------|-----|--------|-----------|------------|---------|---------|--------|
| 4 | GOLDEN REASON | 1 | 0.0m | 12.2m (1) | 10.4m (1) | 2:17.00 | 30.77s | 31.08s |
| 10 | NIFTY JOLT | 2 | 2.3m | 17.6m (1) | 8.6m (2) | 2:17.19 | 30.21s | 31.40s |
| 9 | OLLY ODD POTTS | 3 | 12.4m | 1.6m (1) | 1.6m (1) | 2:18.03 | 30.89s | 32.76s |
| 1 | OKTOLOVE | 4 | 14.6m | 0.0m (0) | 0.0m (0) | 2:18.22 | 30.88s | 33.06s |
| 5 | FRIENDS | 5 | 16.9m | 6.8m (1) | 5.6m (1) | 2:18.41 | 30.79s | 32.80s |
| 8 | SPECIAL MEANING | 6 | 18.3m | 5.2m (0) | 4.6m (0) | 2:18.52 | 30.84s | 32.99s |
| 7 | AMBER ALERT | 7 | 20.7m | 3.0m (2) | 4.0m (2) | 2:18.72 | 30.96s | 33.22s |
| 6 | SHERMAN | 8 | 21.7m | 10.2m (0) | 8.8m (0) | 2:18.81 | 30.77s | 32.92s |
| 3 | ULTIMATE ME | 9 | 405.6m | 19.4m (0) | 160.0m (0) | 2:50.79 | 41.57s | 51.38s |

Finish Position and metres gained

First Arrow shows distance gain/loss from 2nd Qtr to 3rd Qtr, Second Arrow shows distance gain/loss from 3rd Qtr to Finish. Blue arrow indicates best gain in these quarters.

