

Menangle Race 1 Distance 2300m

Tuesday, 23 July 2024


Gross Time: 2:53.20 MileRate: 1:59.10 LeadTime: 53.90s First Qtr: 30.70s Second Qtr: 31.10s Third Qtr: 28.80s Fourth Qtr: 28.70s

DATA TABLE: 800 / 400 Posi's are position from leader and (how wide the horse was at that position)

No	Horse	Plc	Mar	800 Posi	400 Posi	Time	3rd Qtr	4th Qt
13	LEAF STRIDE	1	0.0m	17.2m (1)	9.6m (1)	2:53.20	28.26s	28.02s
10	DOWN UNDER EARL	2	2.9m	4.0m (0)	4.6m (0)	2:53.42	28.84s	28.58s
8	VALLEY STAR	3	3.0m	8.0m (0)	8.6m (0)	2:53.43	28.84s	28.30s
5	LAST CLANSMAN	4	3.6m	0.0m (0)	0.0m (0)	2:53.47	28.80s	28.96s
14	AFFAIRE DE COVER	5	9.3m	22.0m (1)	14.4m (2)	2:53.90	28.26s	28.34s
4	VAN GOGH	6	10.8m	11.8m (0)	13.4m (0)	2:54.01	28.91s	28.51s
2	ALDEBARAN BELLE	7	11.0m	15.8m (0)	17.4m (1)	2:54.03	28.91s	28.24s
7	TEDESCO	8	13.5m	19.6m (0)	22.2m (0)	2:54.22	28.98s	28.08s
11	JAKARTA	9	18.1m	8.4m (1)	1.2m (1)	2:54.56	28.29s	29.91s
12	VIKSUN	10	19.4m	12.6m (1)	5.4m (1)	2:54.66	28.29s	29.70s
3	PHOEBE MAJESTIC	11	20.0m	23.6m (0)	26.2m (1)	2:54.71	28.99s	28.26s
9	RACING EYES	12	34.7m	27.2m (1)	22.0m (1)	2:55.81	28.43s	29.61s
6	UNIVERSAL PEGASUS	13	251.5m	180.0m (0)	181.0m (0)	3:12.15	28.88s	33.73s

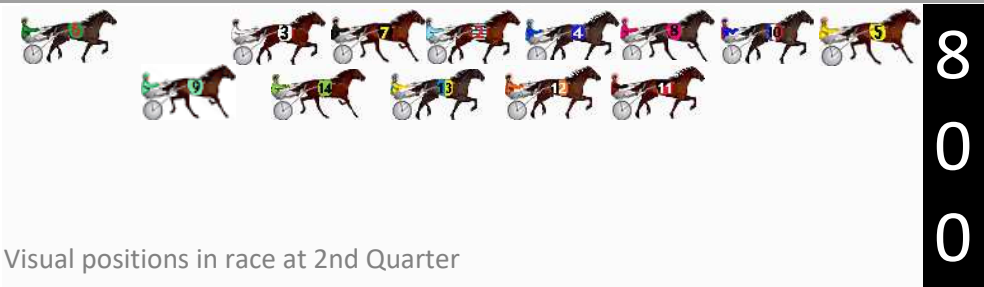
Finish Position and metres gained

First Arrow shows distance gain/loss from 2nd Qtr to 3rd Qtr, Second Arrow shows distance gain/loss from 3rd Qtr to Finish Blue arrow indicates best gain in these quarters.



Menangle Race 1 Distance 2300m

Tuesday, 23 July 2024



Menangle Race 2 Distance 1609m

Tuesday, 23 July 2024


Gross Time: 1:54.30 MileRate: 1:54.30 LeadTime: 0.00s First Qtr: 27.70s Second Qtr: 29.00s Third Qtr: 29.00s Fourth Qtr: 28.60s

DATA TABLE: 800 / 400 Posi's are position from leader and (how wide the horse was at that position)

No	Horse	Plc	Mar	800 Posi	400 Posi	Time	3rd Qtr	4th Qt
3	SAPPHIRESNDIAMONDS	1	0.0m	0.0m (0)	0.0m (0)	1:54.30	29.00s	28.60s
8	IMA SWEET TORQUE	2	6.1m	17.8m (1)	16.2m (2)	1:54.76	28.88s	27.88s
9	SUNSHINE KARAMEA	3	9.2m	1.6m (1)	0.2m (1)	1:54.99	28.90s	29.24s
1	WEENEEDDREAMS	4	11.0m	4.0m (0)	4.4m (0)	1:55.13	29.03s	29.07s
10	ALWAYS A SAM	5	12.4m	22.0m (1)	11.0m (2)	1:55.23	28.21s	28.70s
2	IDEAL HEAVEN	6	12.5m	8.4m (0)	9.4m (0)	1:55.24	29.07s	28.82s
4	DREAM TO DANCE	7	13.7m	13.8m (1)	14.2m (1)	1:55.33	29.03s	28.56s
7	WHAT FOR	8	15.7m	12.4m (0)	14.2m (0)	1:55.48	29.13s	28.71s
6	NANNA HELEN	9	21.1m	5.6m (1)	6.2m (1)	1:55.88	29.05s	29.66s
5	BELLRIVERGIRL	10	23.3m	9.8m (1)	10.2m (1)	1:56.05	29.04s	29.53s

Finish Position and metres gained

First Arrow shows distance gain/loss from 2nd Qtr to 3rd Qtr, Second Arrow shows distance gain/loss from 3rd Qtr to Finish
Blue arrow indicates best gain in these quarters.



800

Visual positions in race at 2nd Quarter



400

Visual positions in race at 3rd Quarter



Menangle Race 3 Distance 1609m

Tuesday, 23 July 2024

Gross Time: 1:56.70 MileRate: 1:56.70 LeadTime: 0.00s First Qtr: 28.90s Second Qtr: 29.20s Third Qtr: 29.20s Fourth Qtr: 29.40s

DATA TABLE: 800 / 400 Posi's are position from leader and (how wide the horse was at that position)

No	Horse	Plc	Mar	800 Posi	400 Posi	Time	3rd Qtr	4th Qt
5	AERODYNE GUY	1	0.0m	9.4m (1)	7.8m (1)	1:56.70	29.09s	28.83s
2	OJENNY MAY	2	0.5m	5.2m (1)	4.0m (1)	1:56.74	29.11s	29.14s
10	RUM DELIGHT	3	2.1m	18.4m (1)	15.8m (2)	1:56.86	29.01s	28.40s
7	JOGALONG BLUE	4	4.7m	14.4m (1)	11.8m (1)	1:57.06	29.01s	28.88s
9	ALL STAR MAGICIAN	5	5.2m	1.0m (1)	0.0m (1)	1:57.10	29.13s	29.78s
8	LOCHART SHARD	6	6.5m	17.4m (0)	19.8m (1)	1:57.20	29.38s	28.43s
3	BETTOR BE LUCKY	7	6.7m	13.2m (0)	16.2m (0)	1:57.22	29.42s	28.71s
1	FIFTYSHADES CRESCO	8	9.1m	4.2m (0)	7.6m (0)	1:57.40	29.45s	29.51s
4	DANCING WITH MY EX	9	13.7m	9.2m (0)	12.2m (0)	1:57.76	29.42s	29.51s
6	THE GOLDEN CROSS	10	13.9m	0.0m (0)	3.6m (0)	1:57.77	29.46s	30.15s

Finish Position and metres gained

First Arrow shows distance gain/loss from 2nd Qtr to 3rd Qtr, Second Arrow shows distance gain/loss from 3rd Qtr to Finish
Blue arrow indicates best gain in these quarters.



800

Visual positions in race at 2nd Quarter



400

Visual positions in race at 3rd Quarter

Menangle Race 4 Distance 1609m

Tuesday, 23 July 2024


Gross Time: 1:53.90 MileRate: 1:53.90 LeadTime: 0.00s First Qtr: 27.80s Second Qtr: 29.30s Third Qtr: 28.10s Fourth Qtr: 28.70s

DATA TABLE: 800 / 400 Posi's are position from leader and (how wide the horse was at that position)

No	Horse	Plc	Mar	800 Posi	400 Posi	Time	3rd Qtr	4th Qt
2	WARIEDA BOY	1	0.0m	4.4m (0)	5.2m (0)	1:53.90	28.16s	28.33s
9	LARRIKIN LENNY	2	3.0m	0.0m (0)	0.0m (0)	1:54.13	28.10s	28.91s
5	MERRYWOOD TONY	3	3.2m	17.6m (0)	17.4m (0)	1:54.14	28.10s	27.69s
3	HALLOWEEN	4	5.6m	13.4m (0)	13.4m (0)	1:54.32	28.11s	28.14s
7	EXPLOSIVE BRONSKI	5	9.8m	15.8m (1)	17.2m (1)	1:54.64	28.20s	28.17s
1	WATCH ME REACT	6	10.2m	8.6m (0)	9.2m (0)	1:54.67	28.14s	28.77s
6	OPERATIVE ANNA	7	13.4m	22.0m (0)	21.8m (0)	1:54.91	28.09s	28.10s
10	MONTEFIORE	8	14.9m	1.8m (1)	1.2m (1)	1:55.02	28.05s	29.68s
4	BE MY ROCK	9	17.6m	11.2m (1)	13.2m (1)	1:55.23	28.24s	29.01s
8	AELLA BY	10	41.2m	6.8m (1)	9.2m (1)	1:57.00	28.25s	30.98s

Finish Position and metres gained

First Arrow shows distance gain/loss from 2nd Qtr to 3rd Qtr, Second Arrow shows distance gain/loss from 3rd Qtr to Finish
Blue arrow indicates best gain in these quarters.



800

Visual positions in race at 2nd Quarter



400

Visual positions in race at 3rd Quarter



Menangle Race 5 Distance 1609m

Tuesday, 23 July 2024




Gross Time: 1:52.30 MileRate: 1:52.30 LeadTime: 0.00s First Qtr: 28.10s Second Qtr: 28.80s Third Qtr: 27.20s Fourth Qtr: 28.20s

DATA TABLE: 800 / 400 Posi's are position from leader and (how wide the horse was at that position)

No	Horse	Plc	Mar	800 Posi	400 Posi	Time	3rd Qtr	4th Qt
2	TUKAHA	1	0.0m	0.0m (0)	0.0m (0)	1:52.30	27.20s	28.20s
3	THERES WALLY	2	2.4m	8.4m (0)	8.6m (0)	1:52.48	27.22s	27.77s
1	WILLS WAY	3	5.3m	4.4m (0)	4.6m (0)	1:52.69	27.21s	28.25s
6	PHILANDERING CHEF	4	14.6m	21.2m (1)	23.2m (1)	1:53.38	27.35s	27.60s
4	BE MY GIRL	5	16.6m	13.2m (0)	14.8m (0)	1:53.53	27.31s	28.33s
10	MICHAEL CAINE	6	16.9m	26.2m (1)	28.6m (1)	1:53.55	27.38s	27.38s
5	PRINCE LOUIE	7	22.4m	16.8m (1)	20.0m (0)	1:53.96	27.42s	28.37s
8	MISTER JONES	8	22.5m	34.0m (0)	32.6m (0)	1:53.97	27.12s	27.49s
9	THOMAS ROYAL	9	25.4m	30.6m (1)	33.8m (1)	1:54.18	27.43s	27.61s
7	SILENT REACTION	10	34.9m	27.8m (0)	28.6m (0)	1:54.89	27.25s	28.64s

Finish Position and metres gained

First Arrow shows distance gain/loss from 2nd Qtr to 3rd Qtr, Second Arrow shows distance gain/loss from 3rd Qtr to Finish
Blue arrow indicates best gain in these quarters.



Menangle Race 6 Distance 1609m

Tuesday, 23 July 2024


Gross Time: 1:55.60 MileRate: 1:55.60 LeadTime: 0.00s First Qtr: 27.00s Second Qtr: 31.40s Third Qtr: 30.30s Fourth Qtr: 26.90s

DATA TABLE: 800 / 400 Posi's are position from leader and (how wide the horse was at that position)

No	Horse	Plc	Mar	800 Posi	400 Posi	Time	3rd Qtr	4th Qt
9	TISBURY ROCKS	1	0.0m	0.0m (0)	0.0m (0)	1:55.60	30.30s	26.90s
2	BOLERO	2	5.0m	3.8m (0)	4.4m (0)	1:55.95	30.35s	26.94s
6	MINI MINE YET	3	8.4m	19.6m (0)	9.4m (2)	1:56.20	29.57s	26.83s
7	GET UP BETTY	4	10.1m	8.0m (1)	5.2m (1)	1:56.32	30.12s	27.23s
8	WEAREALLALONE	5	10.2m	15.8m (1)	5.4m (2)	1:56.32	29.58s	27.22s
1	KATLAS DREAM	6	11.6m	7.8m (0)	8.6m (0)	1:56.42	30.37s	27.10s
5	PLAYFUL MISS	7	11.8m	4.2m (1)	1.2m (1)	1:56.44	30.13s	27.61s
4	CONSIDER IT DONE	8	12.7m	15.6m (0)	15.8m (1)	1:56.50	30.30s	26.69s
10	LENNYS ANGEL	9	13.4m	11.8m (1)	9.6m (1)	1:56.55	30.16s	27.15s
3	DESTINY STRIDE	10	14.1m	11.6m (0)	12.4m (0)	1:56.60	30.36s	27.01s

Finish Position and metres gained

First Arrow shows distance gain/loss from 2nd Qtr to 3rd Qtr, Second Arrow shows distance gain/loss from 3rd Qtr to Finish
Blue arrow indicates best gain in these quarters.



800

Visual positions in race at 2nd Quarter



400

Visual positions in race at 3rd Quarter



Menangle Race 7 Distance 1609m

Tuesday, 23 July 2024

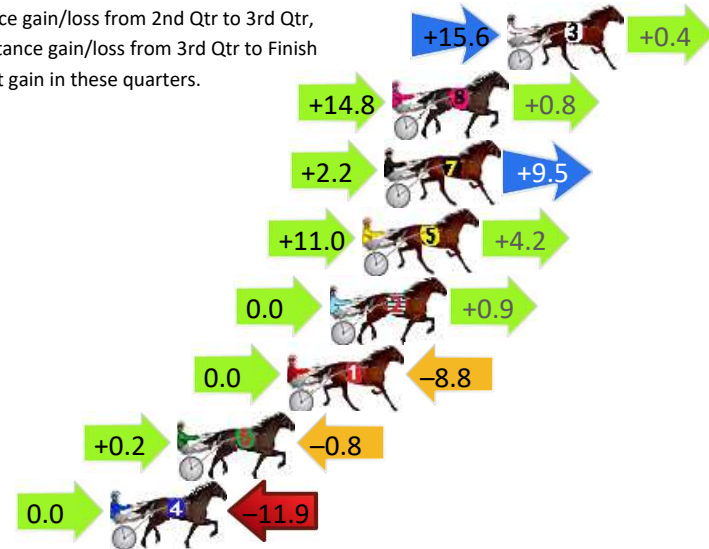
Gross Time: 1:54.10 MileRate: 1:54.10 LeadTime: 0.00s First Qtr: 27.20s Second Qtr: 30.20s Third Qtr: 28.90s Fourth Qtr: 27.80s

DATA TABLE: 800 / 400 Posi's are position from leader and (how wide the horse was at that position)

NoHorse	Plc	Mar	800 Posi	400 Posi	Time	3rd Qtr	4th Qt
3 IDEAL MARQUESS	1	0.0m	16.0m (1)	0.4m (1)	1:54.10	27.80s	27.77s
8 MAJOR STATEMENT	2	4.6m	20.2m (1)	5.4m (1)	1:54.44	27.86s	27.74s
7 POWER UP	3	4.9m	16.6m (0)	14.4m (1)	1:54.46	28.73s	27.14s
5 ELOUISA DALE	4	5.8m	21.0m (0)	10.0m (1)	1:54.52	28.12s	27.51s
2 ERUPT STRIDE	5	7.1m	8.0m (0)	8.0m (0)	1:54.62	28.90s	27.74s
1 COBALT STRIDE	6	8.8m	0.0m (0)	0.0m (0)	1:54.74	28.91s	28.41s
6 MERRYWOOD PAUL	7	13.2m	12.6m (0)	12.4m (0)	1:55.07	28.89s	27.86s
4 SOME CHEVRON	8	15.9m	4.0m (0)	4.0m (0)	1:55.26	28.92s	28.62s

Finish Position and metres gained

First Arrow shows distance gain/loss from 2nd Qtr to 3rd Qtr, Second Arrow shows distance gain/loss from 3rd Qtr to Finish
Blue arrow indicates best gain in these quarters.



8
0
0

Visual positions in race at 2nd Quarter



4
0
0

Visual positions in race at 3rd Quarter

