

Wagga Riverina Race 1 Distance 1740m

Friday, 27 September 2024



Gross Time: 2:05.70 MileRate: 1:56.30 LeadTime: 8.80s First Qtr: 29.80s Second Qtr: 31.20s Third Qtr: 28.10s Fourth Qtr: 27.80s

DATA TABLE: 800 / 400 Posi's are position from leader and (how wide the horse was at that position)

No	Horse	Plc	Mar	800 Posi	400 Posi	Time	3rd Qtr	4th Qt
2	ISLAND BOUHINIA	1	0.0m	4.2m (0)	4.4m (0)	2:05.70	28.11s	27.50s
1	CAPTAIN OF SPEED	2	0.4m	0.0m (0)	0.0m (0)	2:05.73	28.10s	27.83s
9	EYEDIDNTLOSEIT	3	3.8m	8.2m (0)	8.8m (0)	2:05.98	28.14s	27.45s
7	MY COURTELL	4	4.5m	12.2m (0)	11.0m (1)	2:06.03	28.01s	27.35s
4	SNEAK A PEEK	5	4.9m	16.0m (0)	17.0m (0)	2:06.06	28.16s	26.96s
5	BRACKEN WARRIOR	6	6.0m	4.6m (1)	3.4m (1)	2:06.14	28.02s	27.98s
3	KEAYANG DOMINO	7	14.9m	13.6m (1)	9.6m (3)	2:06.79	27.82s	28.17s
8	IM ALRITE	8	15.5m	18.8m (1)	14.2m (2)	2:06.83	27.78s	27.89s
6	JAMBEROO ARK	9	23.4m	24.6m (1)	22.6m (1)	2:07.41	27.96s	27.86s
10	ROYAL EXIT	10	128.3m	9.6m (1)	6.6m (2)	2:15.08	27.94s	36.21s

Finish Position and metres gained

First Arrow shows distance gain/loss from 2nd Qtr to 3rd Qtr, Second Arrow shows distance gain/loss from 3rd Qtr to Finish Blue arrow indicates best gain in these quarters.



Wagga Riverina Race 2 Distance 1740m

Friday, 27 September 2024

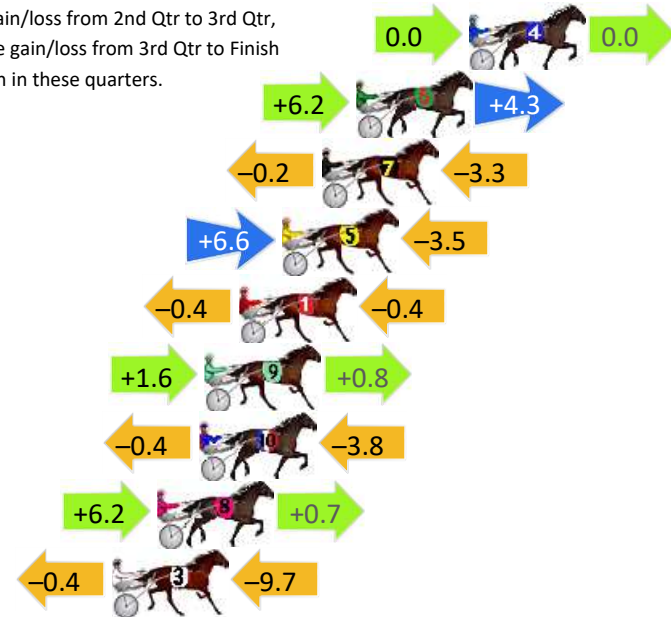
Gross Time: 2:06.50 MileRate: 1:57.00 LeadTime: 8.70s First Qtr: 30.30s Second Qtr: 31.00s Third Qtr: 28.60s Fourth Qtr: 27.90s

DATA TABLE: 800 / 400 Posi's are position from leader and (how wide the horse was at that position)

NoHorse	Plc	Mar	800 Posi	400 Posi	Time	3rd Qtr	4th Qt
4 DEE TERROR	1	0.0m	0.0m (0)	0.0m (0)	2:06.50	28.60s	27.90s
6 MAJOR MUCHA	2	4.5m	15.0m (1)	8.8m (2)	2:06.83	28.16s	27.60s
7 HES A TERROR	3	5.9m	2.4m (1)	2.6m (1)	2:06.93	28.62s	28.13s
5 THE BANKER	4	7.5m	10.6m (1)	4.0m (2)	2:07.05	28.14s	28.14s
1 SCOTTIE MACH	5	9.2m	8.4m (0)	8.8m (0)	2:07.17	28.63s	27.93s
9 IMPULSIVE GEORGE	6	10.6m	13.0m (0)	11.4m (1)	2:07.28	28.49s	27.84s
10 TIGER CHEDDAR	7	10.8m	6.6m (1)	7.0m (1)	2:07.29	28.63s	28.16s
8 DIDNT I	8	12.5m	19.4m (1)	13.2m (2)	2:07.42	28.16s	27.85s
3 GLAMORS SYMBOL	9	14.3m	4.2m (0)	4.6m (0)	2:07.55	28.64s	28.57s

Finish Position and metres gained

First Arrow shows distance gain/loss from 2nd Qtr to 3rd Qtr,
Second Arrow shows distance gain/loss from 3rd Qtr to Finish
Blue arrow indicates best gain in these quarters.



800

Visual positions in race at 2nd Quarter



400

Visual positions in race at 3rd Quarter

Wagga Riverina Race 3 Distance 1740m

Friday, 27 September 2024


Gross Time: 2:03.00 MileRate: 1:53.80 LeadTime: 8.80s First Qtr: 28.30s Second Qtr: 28.20s Third Qtr: 28.90s Fourth Qtr: 28.80s

DATA TABLE: 800 / 400 Posi's are position from leader and (how wide the horse was at that position)

No	Horse	Plc	Mar	800 Posi	400 Posi	Time	3rd Qtr	4th Qt
10	SPIRIT AND SOUL	1	0.0m	13.4m (0)	13.4m (1)	2:03.00	28.90s	27.84s
6	THALASSOPHOBIA	2	1.7m	13.6m (1)	5.2m (2)	2:03.13	28.30s	28.55s
1	OZZIE CORKA	3	9.1m	5.4m (0)	4.4m (1)	2:03.69	28.83s	29.14s
5	MAGINOT LINE	4	11.1m	8.8m (1)	1.2m (2)	2:03.84	28.36s	29.51s
3	SWEET OPTIONS	5	11.2m	4.4m (1)	0.0m (1)	2:03.85	28.59s	29.60s
9	ROCK THE NATION	6	13.5m	9.4m (0)	9.4m (1)	2:04.02	28.90s	29.09s
7	ROCKNROLL TALLARA	7	15.4m	17.4m (0)	13.8m (2)	2:04.16	28.64s	28.91s
4	CATCH THE SHARK	8	18.3m	0.0m (1)	2.6m (0)	2:04.38	29.09s	29.92s
8	RETURN SERVE	9	19.8m	17.6m (1)	9.8m (2)	2:04.50	28.34s	29.52s
2	ISLAND CAESAR	10	47.0m	1.0m (0)	14.8m (0)	2:06.55	29.89s	31.11s

Finish Position and metres gained

First Arrow shows distance gain/loss from 2nd Qtr to 3rd Qtr, Second Arrow shows distance gain/loss from 3rd Qtr to Finish
Blue arrow indicates best gain in these quarters.



800

Visual positions in race at 2nd Quarter



400

Visual positions in race at 3rd Quarter



Wagga Riverina Race 4 Distance 2270m

Friday, 27 September 2024

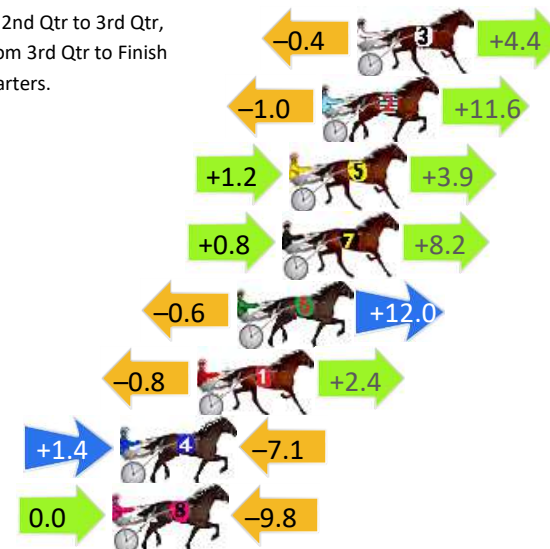
Gross Time: 2:46.80 MileRate: 1:58.20 LeadTime: 49.00s First Qtr: 31.80s Second Qtr: 30.00s Third Qtr: 28.20s Fourth Qtr: 27.80s

DATA TABLE: 800 / 400 Posi's are position from leader and (how wide the horse was at that position)

No	Horse	Plc	Mar	800 Posi	400 Posi	Time	3rd Qtr	4th Qt
3	SHEFFIELD SPARKY	1	0.0m	4.0m (0)	4.4m (0)	2:46.80	28.23s	27.50s
2	BETA THAN LOVE	2	1.4m	12.0m (0)	13.0m (0)	2:46.90	28.26s	27.00s
5	NOBLE TRICK	3	2.7m	7.8m (1)	6.6m (1)	2:47.00	28.11s	27.53s
7	HERE COMES BOBBY	4	3.0m	12.0m (1)	11.2m (1)	2:47.02	28.14s	27.23s
6	ULTIMATE HUGHEY	5	4.8m	16.2m (0)	16.8m (1)	2:47.15	28.24s	26.97s
1	MOST TRIUMPHANT	6	6.4m	8.0m (0)	8.8m (0)	2:47.27	28.25s	27.63s
4	FOREVER YIN	7	9.5m	3.8m (1)	2.4m (1)	2:47.49	28.11s	28.29s
8	FLY TO THE FINISH	8	9.8m	0.0m (0)	0.0m (0)	2:47.52	28.20s	28.48s

Finish Position and metres gained

First Arrow shows distance gain/loss from 2nd Qtr to 3rd Qtr, Second Arrow shows distance gain/loss from 3rd Qtr to Finish Blue arrow indicates best gain in these quarters.



800

Visual positions in race at 2nd Quarter



400

Visual positions in race at 3rd Quarter



Wagga Riverina Race 5 Distance 1740m

Friday, 27 September 2024

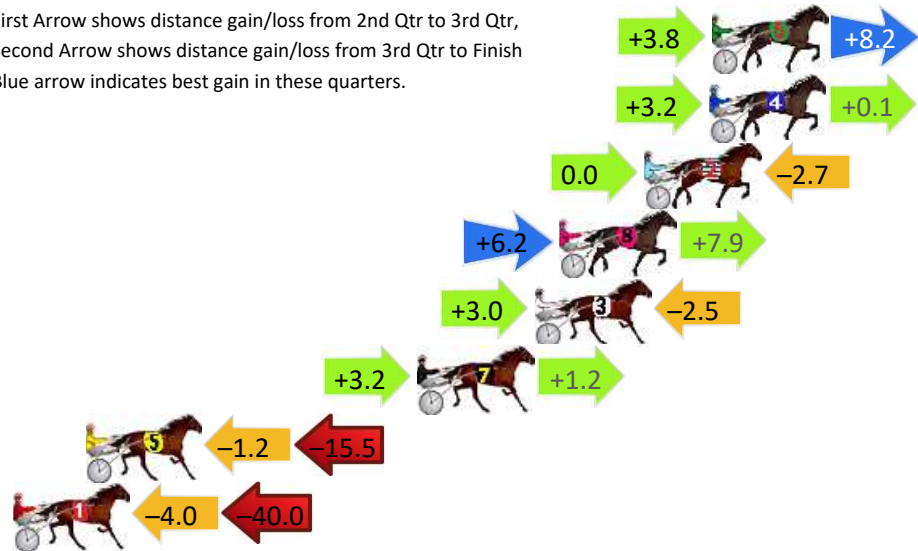
Gross Time: 2:03.10 MileRate: 1:53.80 LeadTime: 8.60s First Qtr: 28.80s Second Qtr: 30.00s Third Qtr: 28.20s Fourth Qtr: 27.50s

DATA TABLE: 800 / 400 Posi's are position from leader and (how wide the horse was at that position)

No	Horse	Plc	Mar	800 Posi	400 Posi	Time	3rd Qtr	4th Qt
6	ARGGGHHH	1	0.0m	12.0m (1)	8.2m (2)	2:03.10	27.93s	26.94s
4	EMMAS BOY	2	0.1m	3.4m (1)	0.2m (1)	2:03.11	27.98s	27.49s
2	SKITTLE BOMB	3	2.7m	0.0m (0)	0.0m (0)	2:03.30	28.20s	27.68s
8	JILLIBY SYLVESTER	4	6.1m	20.2m (1)	14.0m (1)	2:03.54	27.76s	26.96s
3	OZZIE BATTLER	5	7.1m	7.6m (1)	4.6m (1)	2:03.61	27.99s	27.67s
7	HOLY CAMP DILLON	6	11.8m	16.2m (1)	13.0m (2)	2:03.95	27.98s	27.42s
5	COURAGEOUS SAINT	7	25.1m	8.4m (0)	9.6m (1)	2:04.92	28.30s	28.56s
1	MURPHYS REWARD	8	48.2m	4.2m (0)	8.2m (0)	2:06.59	28.51s	30.23s

Finish Position and metres gained

First Arrow shows distance gain/loss from 2nd Qtr to 3rd Qtr, Second Arrow shows distance gain/loss from 3rd Qtr to Finish Blue arrow indicates best gain in these quarters.



800

Visual positions in race at 2nd Quarter



400

Visual positions in race at 3rd Quarter

Wagga Riverina Race 6 Distance 1740m


Friday, 27 September 2024

Gross Time: 2:03.00 MileRate: 1:53.80 LeadTime: 9.00s First Qtr: 30.80s Second Qtr: 28.70s Third Qtr: 27.00s Fourth Qtr: 27.50s

DATA TABLE: 800 / 400 Posi's are position from leader and (how wide the horse was at that position)

NoHorse	Plc	Mar	800 Posi	400 Posi	Time	3rd Qtr	4th Qt
8 WAR DAN BUDDY	1	0.0m	0.0m (0)	0.0m (0)	2:03.00	27.00s	27.50s
1 DOUGS FLAME	2	9.1m	4.2m (0)	6.0m (0)	2:03.66	27.12s	27.71s
9 NATHAN STREET	3	13.2m	0.6m (1)	3.0m (1)	2:03.96	27.16s	28.20s
2 BULLETIN	4	18.8m	8.4m (0)	10.8m (0)	2:04.36	27.16s	28.05s
6 ALTA WILLIAM	5	22.0m	5.2m (1)	8.4m (1)	2:04.59	27.21s	28.43s
4 COOLANDCOLLECT	6	24.9m	9.6m (1)	13.4m (1)	2:04.80	27.25s	28.29s
5 SIGNIFICANT LAZ	7	28.9m	15.6m (1)	18.4m (1)	2:05.09	27.18s	28.22s
7 LENNETH	8	29.0m	13.0m (0)	17.8m (0)	2:05.10	27.32s	28.27s

Finish Position and metres gained



800

Visual positions in race at 2nd Quarter



400

Visual positions in race at 3rd Quarter

Wagga Riverina Race 7 Distance 1740m

Friday, 27 September 2024

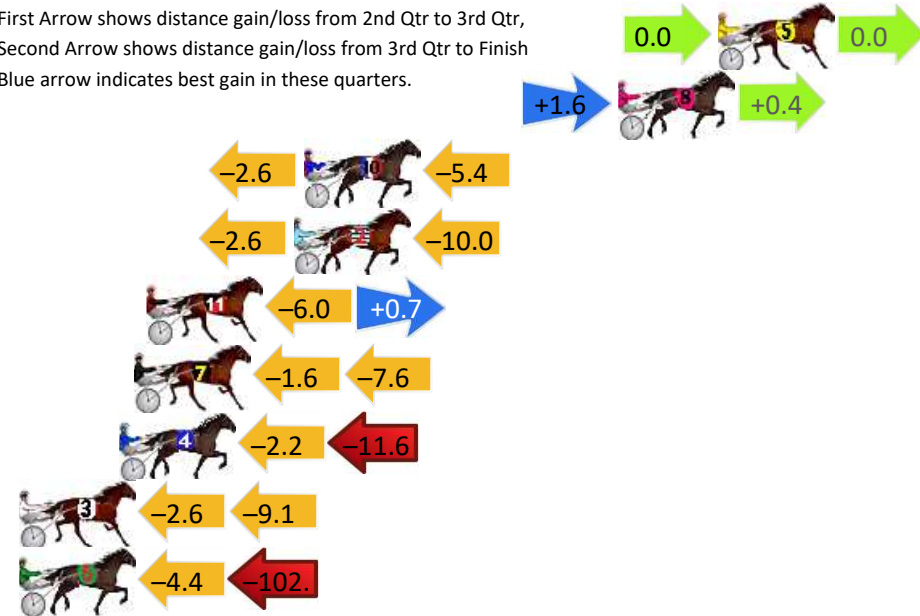
Gross Time: 2:04.50 MileRate: 1:55.20 LeadTime: 6.90s First Qtr: 30.50s Second Qtr: 30.50s Third Qtr: 27.90s Fourth Qtr: 28.70s

DATA TABLE: 800 / 400 Posi's are position from leader and (how wide the horse was at that position)

No	Horse	Plc	Mar	800 Posi	400 Posi	Time	3rd Qtr	4th Qt
5	RENEWAL	1	0.0m	0.0m (0)	0.0m (0)	2:04.50	27.90s	28.70s
8	ELUSIVE	2	4.0m	6.0m (1)	4.4m (1)	2:04.80	27.79s	28.67s
10	STARSHINE LADY	3	16.6m	8.6m (0)	11.2m (0)	2:05.75	28.08s	29.09s
2	PIRANI PRINCESS	4	17.0m	4.4m (0)	7.0m (0)	2:05.78	28.07s	29.41s
11	ALWAYS ADORNED	5	22.9m	17.6m (0)	23.6m (0)	2:06.23	28.32s	28.65s
7	AROMET GIRL	6	23.4m	14.2m (1)	15.8m (2)	2:06.26	28.01s	29.24s
4	AELLA BY	7	24.0m	10.2m (1)	12.4m (1)	2:06.31	28.04s	29.53s
3	QUICKSHIFT GIRL	8	30.1m	18.4m (1)	21.0m (1)	2:06.77	28.07s	29.35s
6	SHES BELIEVABLE	9	119.0m	12.6m (0)	17.0m (0)	2:13.47	28.11s	35.98s

Finish Position and metres gained

First Arrow shows distance gain/loss from 2nd Qtr to 3rd Qtr, Second Arrow shows distance gain/loss from 3rd Qtr to Finish
Blue arrow indicates best gain in these quarters.



800

Visual positions in race at 2nd Quarter



400

Visual positions in race at 3rd Quarter



Wagga Riverina Race 8 Distance 1740m

Friday, 27 September 2024

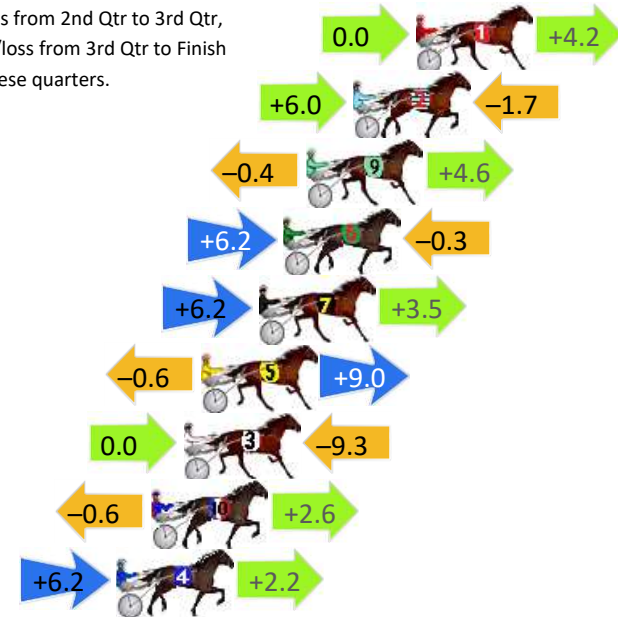
Gross Time: 2:06.90 MileRate: 1:57.30 LeadTime: 8.80s First Qtr: 29.20s Second Qtr: 31.80s Third Qtr: 29.50s Fourth Qtr: 27.60s

DATA TABLE: 800 / 400 Posi's are position from leader and (how wide the horse was at that position)

No	Horse	Plc	Mar	800 Posi	400 Posi	Time	3rd Qtr	4th Qt
1	FE FE ON FIRE	1	0.0m	4.2m (0)	4.2m (0)	2:06.90	29.49s	27.31s
2	MOP	2	2.5m	6.8m (1)	0.8m (1)	2:07.08	29.08s	27.72s
9	OZZIE GEM	3	4.4m	8.6m (0)	9.0m (0)	2:07.22	29.52s	27.28s
6	LEWENDON	4	5.3m	11.2m (1)	5.0m (1)	2:07.28	29.06s	27.62s
7	CLIVES GIRL	5	6.3m	16.0m (1)	9.8m (1)	2:07.36	29.05s	27.36s
5	HOTDELIGHT	6	8.6m	17.0m (0)	17.6m (0)	2:07.52	29.52s	26.98s
3	HART BY THE BEACH	7	9.3m	0.0m (0)	0.0m (0)	2:07.58	29.52s	28.24s
10	MILLWOOD GRACE	8	10.6m	12.6m (0)	13.2m (0)	2:07.67	29.54s	27.42s
4	CRIMSON ROCK	9	12.0m	20.4m (1)	14.2m (1)	2:07.77	29.05s	27.45s

Finish Position and metres gained

First Arrow shows distance gain/loss from 2nd Qtr to 3rd Qtr, Second Arrow shows distance gain/loss from 3rd Qtr to Finish
Blue arrow indicates best gain in these quarters.



800

Visual positions in race at 2nd Quarter



400

Visual positions in race at 3rd Quarter

