

Menangle Race 1 Distance 2300m

Saturday, 28 September 2024


Gross Time: 2:44.40 MileRate: 1:55.00 LeadTime: 49.40s First Qtr: 30.90s Second Qtr: 28.80s Third Qtr: 27.80s Fourth Qtr: 27.50s

DATA TABLE: 800 / 400 Posi's are position from leader and (how wide the horse was at that position)

No	Horse	Plc	Mar	800 Posi	400 Posi	Time	3rd Qtr	4th Qt
8	TERRY	1	0.0m	0.0m (0)	0.0m (0)	2:44.40	27.80s	27.50s
5	REGAZZO DI TILLY	2	0.4m	4.4m (1)	1.4m (1)	2:44.43	27.59s	27.43s
6	OUTSIDE FIGHTER	3	3.6m	8.4m (1)	5.6m (2)	2:44.66	27.61s	27.36s
2	HEAVENLY CHARM	4	5.7m	12.2m (0)	14.6m (0)	2:44.81	27.96s	26.89s
1	HAS THE COURAGE	5	5.9m	8.2m (0)	10.2m (0)	2:44.83	27.94s	27.21s
9	MAJOR MAJOR	6	6.3m	12.6m (1)	11.6m (1)	2:44.86	27.73s	27.14s
4	OURMATEMENKO	7	9.1m	4.4m (0)	5.4m (0)	2:45.06	27.87s	27.75s
10	STINGRAY TARA	8	17.7m	16.8m (1)	17.0m (1)	2:45.68	27.81s	27.55s
3	MAJOR HOT	9	32.0m	21.2m (1)	20.6m (2)	2:46.72	27.76s	28.28s

Finish Position and metres gained

First Arrow shows distance gain/loss from 2nd Qtr to 3rd Qtr, Second Arrow shows distance gain/loss from 3rd Qtr to Finish. Blue arrow indicates best gain in these quarters.



800

Visual positions in race at 2nd Quarter



400

Visual positions in race at 3rd Quarter

Menangle Race 2 Distance 1609m

Saturday, 28 September 2024


Gross Time: 1:50.60 MileRate: 1:50.60 LeadTime: 0.00s First Qtr: 25.60s Second Qtr: 29.90s Third Qtr: 28.00s Fourth Qtr: 27.10s

DATA TABLE: 800 / 400 Posi's are position from leader and (how wide the horse was at that position)

No	Horse	Plc	Mar	800 Posi	400 Posi	Time	3rd Qtr	4th Qt
10	CURLY JAMES	1	0.0m	23.0m (1)	16.8m (1)	1:50.60	27.56s	25.97s
9	WHEREYABINBOPPIN	2	1.3m	0.0m (0)	0.0m (0)	1:50.69	28.00s	27.19s
8	MACH DA VINCI	3	1.6m	4.2m (0)	4.4m (0)	1:50.71	28.01s	26.91s
7	KANENA PROVLIMA	4	4.7m	8.2m (0)	8.6m (0)	1:50.94	28.02s	26.84s
5	CLASSIE WASHINGTON	5	7.1m	14.4m (1)	8.6m (1)	1:51.11	27.60s	27.00s
4	JILLIBY NITRO	6	7.3m	10.0m (1)	2.4m (1)	1:51.12	27.48s	27.43s
6	LINE UP	7	7.6m	18.8m (1)	12.8m (1)	1:51.14	27.58s	26.75s
3	UNFAZED	8	8.1m	14.2m (0)	13.0m (0)	1:51.18	27.91s	26.77s
1	TOTAL DIVA	9	9.1m	18.6m (0)	17.0m (0)	1:51.25	27.88s	26.57s
11	STAR MAJOR	10	9.7m	27.4m (1)	21.0m (1)	1:51.29	27.55s	26.34s

Finish Position and metres gained

First Arrow shows distance gain/loss from 2nd Qtr to 3rd Qtr, Second Arrow shows distance gain/loss from 3rd Qtr to Finish. Blue arrow indicates best gain in these quarters.



800

Visual positions in race at 2nd Quarter



400

Visual positions in race at 3rd Quarter



Menangle Race 3 Distance 1609m

Saturday, 28 September 2024

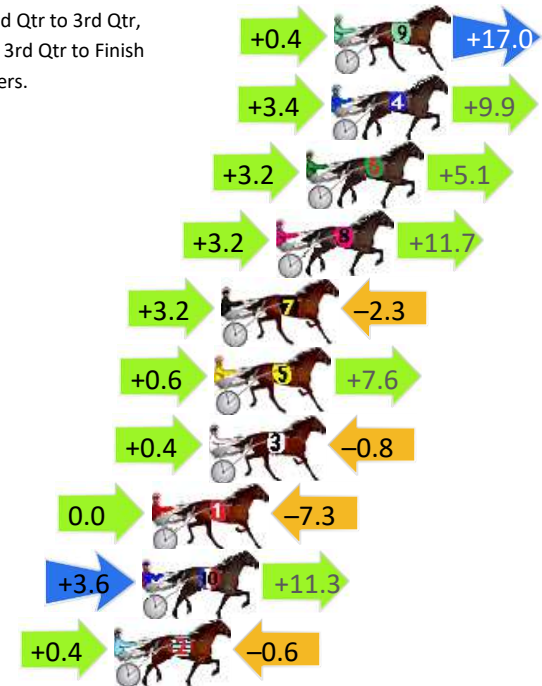
Gross Time: 1:52.60 MileRate: 1:52.60 LeadTime: 0.00s First Qtr: 27.00s Second Qtr: 29.80s Third Qtr: 28.20s Fourth Qtr: 27.60s

DATA TABLE: 800 / 400 Posi's are position from leader and (how wide the horse was at that position)

No	Horse	Plc	Mar	800 Posi	400 Posi	Time	3rd Qtr	4th Qt
9	FOXY DADA	1	0.0m	17.4m (0)	17.0m (0)	1:52.60	28.16s	26.43s
4	PROMISELAND	2	0.1m	13.4m (1)	10.0m (1)	1:52.61	27.96s	26.92s
6	AMERICAN HAMMER	3	1.1m	9.4m (1)	6.2m (1)	1:52.68	27.97s	27.25s
8	ZAMBIA	4	2.3m	17.2m (1)	14.0m (1)	1:52.77	27.97s	26.80s
7	CAULONIA COURAGE	5	4.5m	5.4m (1)	2.2m (1)	1:52.93	27.98s	27.76s
5	KUZMA	6	4.8m	13.0m (0)	12.4m (0)	1:52.95	28.15s	27.08s
3	DOM TORETTO	7	5.0m	4.6m (0)	4.2m (0)	1:52.96	28.17s	27.65s
1	CAPTAIN TOM	8	7.3m	0.0m (0)	0.0m (0)	1:53.13	28.21s	28.10s
10	CASH AND BLING	9	7.7m	22.6m (1)	19.0m (1)	1:53.16	27.94s	26.82s
2	IDEAL MARQUESS	10	8.8m	8.6m (0)	8.2m (0)	1:53.24	28.17s	27.64s

Finish Position and metres gained

First Arrow shows distance gain/loss from 2nd Qtr to 3rd Qtr, Second Arrow shows distance gain/loss from 3rd Qtr to Finish. Blue arrow indicates best gain in these quarters.



800

Visual positions in race at 2nd Quarter



400

Visual positions in race at 3rd Quarter



Menangle Race 4 Distance 1609m

Saturday, 28 September 2024


Gross Time: 1:52.50 MileRate: 1:52.50 LeadTime: 0.00s First Qtr: 26.40s Second Qtr: 30.10s Third Qtr: 28.50s Fourth Qtr: 27.50s

DATA TABLE: 800 / 400 Posi's are position from leader and (how wide the horse was at that position)

No	Horse	Plc	Mar	800 Posi	400 Posi	Time	3rd Qtr	4th Qt
8	CATSEYE BEACH	1	0.0m	0.0m (0)	0.0m (0)	1:52.50	28.50s	27.50s
10	MADIGAN	2	0.2m	3.2m (2)	0.6m (1)	1:52.51	28.32s	27.47s
9	VINKE B	3	8.8m	7.6m (1)	10.2m (2)	1:53.14	28.68s	27.40s
11	MAEBEE	4	11.3m	11.8m (1)	15.2m (2)	1:53.32	28.73s	27.23s
6	MERRYWOOD PAUL	5	18.7m	3.4m (1)	10.0m (1)	1:53.85	28.97s	28.09s
5	PLAYFUL MISS	6	19.2m	19.4m (0)	17.4m (0)	1:53.89	28.36s	27.62s
3	KEEPERS IDEAL	7	20.9m	4.2m (0)	4.6m (0)	1:54.01	28.55s	28.61s
1	TAKE A HIKE	8	21.7m	8.4m (0)	9.2m (0)	1:54.07	28.57s	28.35s
7	THE METAL FLYER	9	25.3m	12.4m (0)	13.6m (0)	1:54.33	28.60s	28.30s
2	MERRYWOOD TONY	10	31.9m	15.8m (1)	21.6m (1)	1:54.81	28.92s	28.20s

Finish Position and metres gained

First Arrow shows distance gain/loss from 2nd Qtr to 3rd Qtr, Second Arrow shows distance gain/loss from 3rd Qtr to Finish
Blue arrow indicates best gain in these quarters.



800

Visual positions in race at 2nd Quarter



400

Visual positions in race at 3rd Quarter



Menangle Race 5 Distance 1609m

Saturday, 28 September 2024

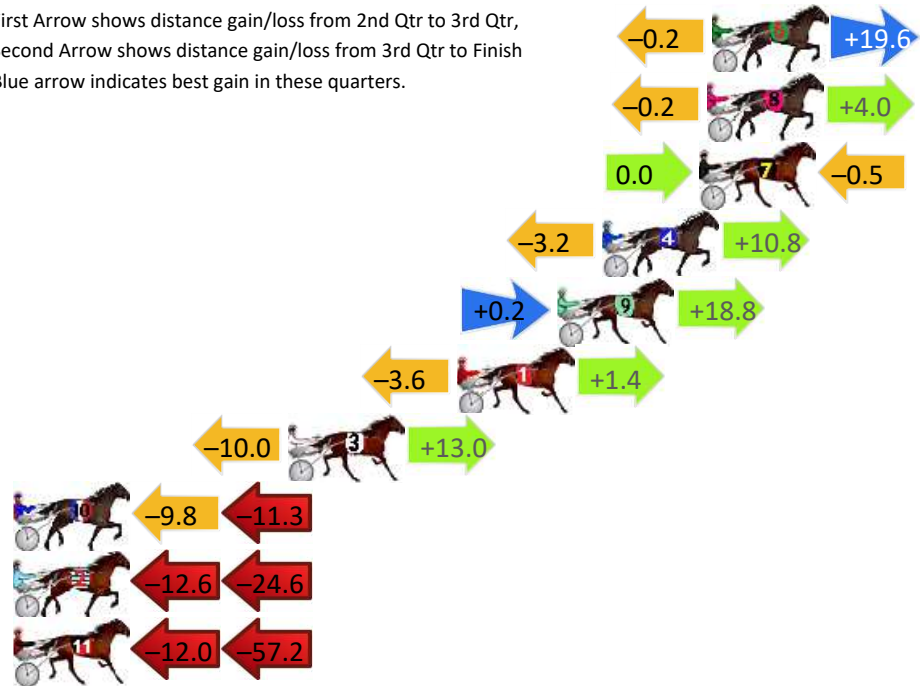
Gross Time: 1:51.50 MileRate: 1:51.50 LeadTime: 0.00s First Qtr: 26.40s Second Qtr: 28.60s Third Qtr: 27.50s Fourth Qtr: 29.00s

DATA TABLE: 800 / 400 Posi's are position from leader and (how wide the horse was at that position)

No	Horse	Plc	Mar	800 Posi	400 Posi	Time	3rd Qtr	4th Qt
6	NO DRAMAS	1	0.0m	19.4m (0)	19.6m (0)	1:51.50	27.55s	27.59s
8	THE VICAR OF DIBLEY	2	0.2m	4.0m (0)	4.2m (1)	1:51.52	27.52s	28.71s
7	SWEET AGENDA	3	0.5m	0.0m (0)	0.0m (0)	1:51.54	27.50s	29.04s
4	DESTINY STRIDE	4	4.4m	12.0m (0)	15.2m (1)	1:51.83	27.74s	28.22s
9	RADIANT AMBER	5	6.2m	25.2m (0)	25.0m (0)	1:51.97	27.52s	27.64s
1	CHARLIES ACE	6	10.2m	8.0m (0)	11.6m (0)	1:52.28	27.76s	28.90s
3	MINI MINE YET	7	17.0m	20.0m (1)	30.0m (0)	1:52.79	28.23s	28.06s
10	CARRERA SUNSET	8	32.7m	11.6m (1)	21.4m (3)	1:53.99	28.17s	29.81s
2	THE BEST OF YOU	9	53.0m	15.8m (1)	28.4m (1)	1:55.53	28.34s	30.77s
11	SWEET COCO	10	75.8m	6.6m (1)	18.6m (2)	1:57.27	28.24s	33.12s


Finish Position and metres gained

First Arrow shows distance gain/loss from 2nd Qtr to 3rd Qtr, Second Arrow shows distance gain/loss from 3rd Qtr to Finish. Blue arrow indicates best gain in these quarters.



800

Visual positions in race at 2nd Quarter



400

Visual positions in race at 3rd Quarter



Menangle Race 6 Distance 2300m

Saturday, 28 September 2024

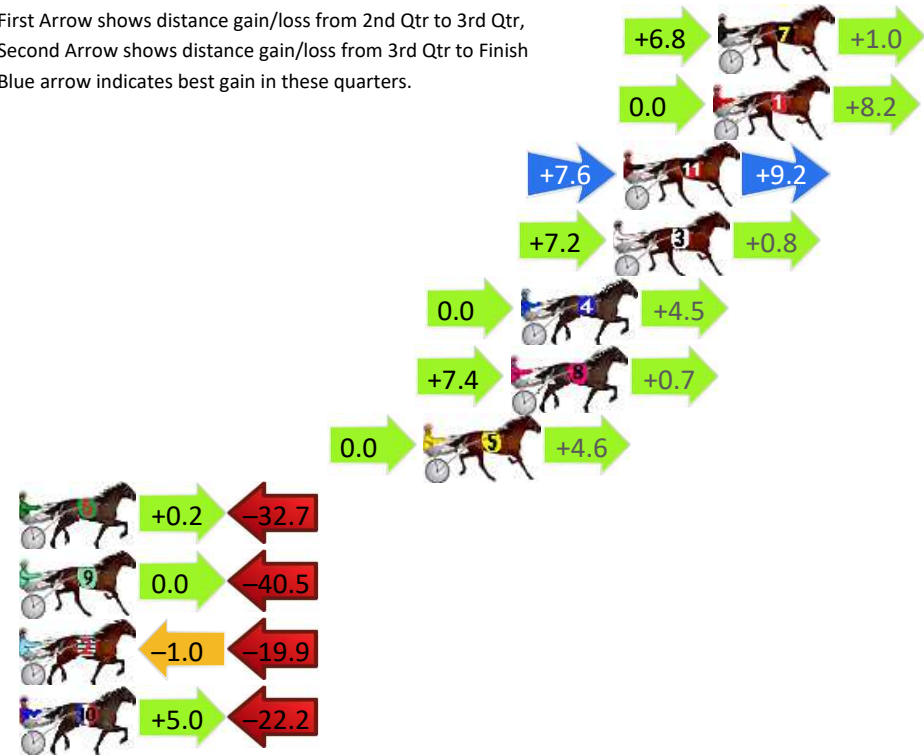
Gross Time: 2:52.80 MileRate: 2:00.40 LeadTime: 52.40s First Qtr: 32.30s Second Qtr: 30.40s Third Qtr: 28.80s Fourth Qtr: 28.90s

DATA TABLE: 800 / 400 Posi's are position from leader and (how wide the horse was at that position)

No	Horse	Plc	Mar	800 Posi	400 Posi	Time	3rd Qtr	4th Qt
7	VIRGINIA CLOWERS	1	0.0m	7.8m (1)	1.0m (1)	2:52.80	28.31s	28.83s
1	LEAF STRIDE	2	0.2m	8.4m (0)	8.4m (0)	2:52.82	28.80s	28.31s
11	FUNKY MONKEY	3	3.8m	20.6m (1)	13.0m (2)	2:53.09	28.26s	28.24s
3	SPEEDY LOVER	4	4.2m	12.2m (1)	5.0m (2)	2:53.12	28.28s	28.84s
4	SUNNY GEE	5	7.9m	12.4m (0)	12.4m (1)	2:53.40	28.80s	28.58s
8	COURAGE STRIDE	6	8.3m	16.4m (1)	9.0m (2)	2:53.43	28.27s	28.85s
5	AFFAIRE DE COVER	7	11.8m	16.4m (0)	16.4m (1)	2:53.69	28.80s	28.57s
6	SUPER SERVICE	8	36.9m	4.4m (0)	4.2m (0)	2:55.60	28.78s	31.25s
9	TORO STRIDE	9	40.5m	0.0m (0)	0.0m (0)	2:55.87	28.79s	31.81s
2	KING OF LOVE	10	41.7m	20.8m (0)	21.8m (1)	2:55.96	28.87s	30.33s
10	SLEEPEE	11	42.2m	25.0m (1)	20.0m (2)	2:56.00	28.44s	30.49s

Finish Position and metres gained

First Arrow shows distance gain/loss from 2nd Qtr to 3rd Qtr, Second Arrow shows distance gain/loss from 3rd Qtr to Finish
Blue arrow indicates best gain in these quarters.



800

Visual positions in race at 2nd Quarter



400

Visual positions in race at 3rd Quarter



Sectional Analysis Software
Not just form | Free Trial



RISE Digital, Harness Racing Australia nor the provider accepts any responsibility for the completeness or accuracy of any of the information contained herein, and makes no representations about its suitability for any particular purpose. Users should make their own judgements about those matters and/or seek independent advice. You assume all risks associated with use of data provided on this page

www.facebook.com/PJHarnessRacing

Menangle Race 7 Distance 1609m

Saturday, 28 September 2024


Gross Time: 1:52.10 MileRate: 1:52.10 LeadTime: 0.00s First Qtr: 25.90s Second Qtr: 28.60s Third Qtr: 29.70s Fourth Qtr: 27.90s

DATA TABLE: 800 / 400 Posi's are position from leader and (how wide the horse was at that position)

No	Horse	Plc	Mar	800 Posi	400 Posi	Time	3rd Qtr	4th Qt
4	OUR UNCLE JIM	1	0.0m	11.2m (1)	1.6m (2)	1:52.10	29.01s	27.79s
7	R ELEVEN ART	2	3.3m	4.2m (0)	4.2m (0)	1:52.34	29.70s	27.84s
9	DONTLETFEARSTOPY A	3	4.4m	19.4m (1)	11.4m (2)	1:52.42	29.11s	27.41s
3	WAVETHEBILL	4	6.4m	11.6m (0)	11.0m (0)	1:52.57	29.65s	27.58s
8	ROCKNROLL GIG	5	10.4m	15.2m (1)	6.8m (2)	1:52.86	29.11s	28.15s
6	KING TIGER	6	11.6m	7.0m (1)	0.4m (1)	1:52.95	29.25s	28.68s
1	PORT AU PRINCE	7	12.4m	8.0m (0)	6.2m (1)	1:53.01	29.58s	28.33s
5	SELSEY BILL	8	23.8m	15.6m (0)	15.8m (1)	1:53.85	29.73s	28.45s
2	RELENTLESS ME	9	49.4m	0.0m (0)	0.0m (0)	1:55.72	29.81s	31.33s

Finish Position and metres gained

First Arrow shows distance gain/loss from 2nd Qtr to 3rd Qtr, Second Arrow shows distance gain/loss from 3rd Qtr to Finish
Blue arrow indicates best gain in these quarters.



800

Visual positions in race at 2nd Quarter



400

Visual positions in race at 3rd Quarter



Menangle Race 8 Distance 2300m

Saturday, 28 September 2024


Gross Time: 2:45.40 MileRate: 1:55.70 LeadTime: 50.40s First Qtr: 30.60s Second Qtr: 29.50s Third Qtr: 28.00s Fourth Qtr: 26.90s

DATA TABLE: 800 / 400 Posi's are position from leader and (how wide the horse was at that position)

NoHorse	Plc	Mar	800 Posi	400 Posi	Time	3rd Qtr	4th Qt
6 WHISKEY CAVALIER	1	0.0m	0.0m (0)	0.0m (0)	2:45.40	28.00s	26.90s
4 MONTALBANO	2	1.6m	4.0m (0)	5.2m (0)	2:45.51	28.08s	26.66s
2 JOE NIEN	3	8.2m	12.2m (0)	15.0m (0)	2:45.98	28.18s	26.45s
5 ONE FOR THE RODI	4	9.3m	16.0m (0)	19.0m (0)	2:46.06	28.19s	26.25s
1 NICKS PICK	5	15.9m	8.0m (0)	10.4m (0)	2:46.53	28.17s	27.27s
7 DOUBLE ACT	6	17.8m	19.8m (0)	20.4m (2)	2:46.66	28.04s	26.73s
9 BOOM	7	20.4m	16.4m (1)	16.4m (2)	2:46.85	28.01s	27.17s
8 ROLL UP	8	31.8m	12.2m (1)	12.4m (2)	2:47.65	28.04s	28.20s
3 HY VOLTAGE	9	32.6m	7.8m (1)	8.8m (1)	2:47.71	28.10s	28.49s

Finish Position and metres gained

First Arrow shows distance gain/loss from 2nd Qtr to 3rd Qtr, Second Arrow shows distance gain/loss from 3rd Qtr to Finish
Blue arrow indicates best gain in these quarters.



800

Visual positions in race at 2nd Quarter



400

Visual positions in race at 3rd Quarter

