

Albury Race 1 Distance 1770m

Tuesday, 1 October 2024



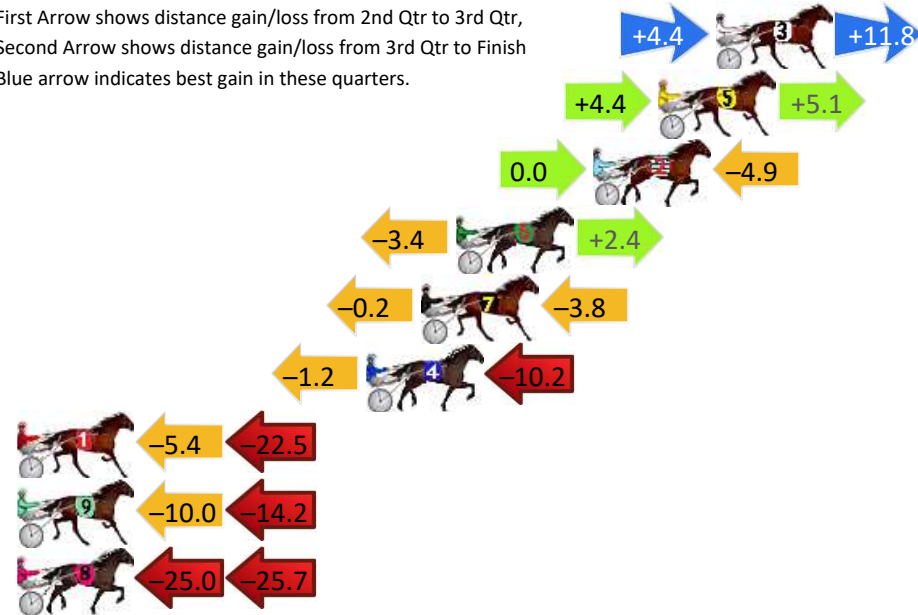
Gross Time: 2:10.90 MileRate: 1:59.00 LeadTime: 11.50s First Qtr: 29.40s Second Qtr: 30.60s Third Qtr: 29.10s Fourth Qtr: 30.30s

DATA TABLE: 800 / 400 Posi's are position from leader and (how wide the horse was at that position)

| No | Horse | Plc | Mar | 800 Posi | 400 Posi | Time | 3rd Qtr | 4th Qt |
|----|-------------------|-----|--------|------------|------------|---------|---------|--------|
| 3 | VILLAGE AREA | 1 | 0.0m | 16.2m (1) | 11.8m (2) | 2:10.90 | 28.79s | 29.41s |
| 5 | ART ON FIRE | 2 | 2.3m | 11.8m (1) | 7.4m (2) | 2:11.08 | 28.78s | 29.92s |
| 2 | ESTHER RISING | 3 | 4.9m | 0.0m (0) | 0.0m (0) | 2:11.29 | 29.09s | 30.67s |
| 6 | WOODLEA DIEGO | 4 | 10.4m | 9.4m (0) | 12.8m (1) | 2:11.72 | 29.35s | 30.12s |
| 7 | SLIPPIN THE LIFE | 5 | 11.8m | 7.8m (1) | 8.0m (1) | 2:11.84 | 29.11s | 30.59s |
| 4 | MAHINDI | 6 | 14.0m | 2.6m (1) | 3.8m (1) | 2:12.01 | 29.17s | 31.07s |
| 1 | SIR SONNY MAGUIRE | 7 | 32.7m | 4.8m (0) | 10.2m (0) | 2:13.49 | 29.47s | 31.99s |
| 9 | KING KULAFU | 8 | 79.2m | 55.0m (0) | 65.0m (0) | 2:17.18 | 29.82s | 31.37s |
| 8 | FOXYONTHERUN | 9 | 170.7m | 120.0m (0) | 145.0m (0) | 2:24.44 | 30.91s | 32.24s |

Finish Position and metres gained

First Arrow shows distance gain/loss from 2nd Qtr to 3rd Qtr, Second Arrow shows distance gain/loss from 3rd Qtr to Finish
Blue arrow indicates best gain in these quarters.



Albury Race 2 Distance 1770m

Tuesday, 1 October 2024



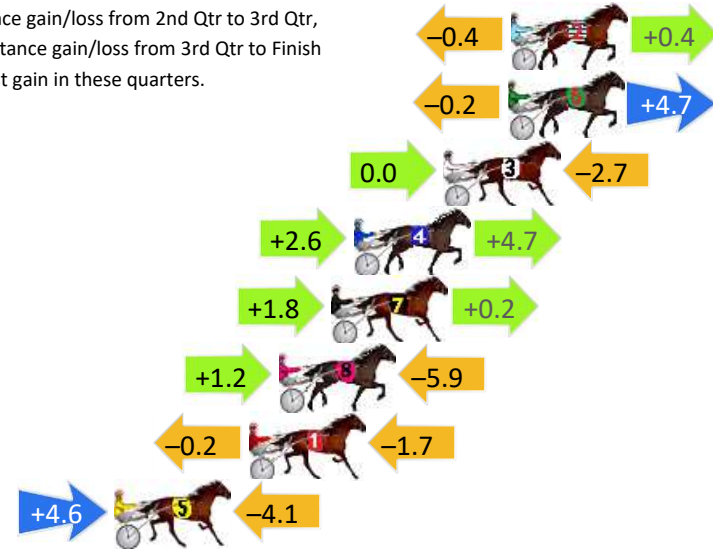
Gross Time: 2:13.70 MileRate: 2:01.60 LeadTime: 11.60s First Qtr: 32.00s Second Qtr: 31.70s Third Qtr: 28.90s Fourth Qtr: 29.50s

DATA TABLE: 800 / 400 Posi's are position from leader and (how wide the horse was at that position)

| No | Horse | Plc | Mar | 800 Posi | 400 Posi | Time | 3rd Qtr | 4th Qt |
|----|------------------|-----|-------|-----------|-----------|---------|---------|--------|
| 2 | CRESCO THREEPEAT | 1 | 0.0m | 0.0m (1) | 0.4m (1) | 2:13.70 | 28.93s | 29.47s |
| 6 | BARWEN STORM | 2 | 0.1m | 4.6m (0) | 4.8m (0) | 2:13.71 | 28.92s | 29.16s |
| 3 | UPRIGHT | 3 | 2.7m | 0.0m (0) | 0.0m (0) | 2:13.91 | 28.90s | 29.70s |
| 4 | ALL SO SASSY | 4 | 6.3m | 13.6m (1) | 11.0m (1) | 2:14.19 | 28.71s | 29.16s |
| 7 | OUR ROCKY | 5 | 7.2m | 9.2m (1) | 7.4m (2) | 2:14.26 | 28.77s | 29.49s |
| 8 | DUST TO DIAMONDS | 6 | 9.3m | 4.6m (1) | 3.4m (2) | 2:14.42 | 28.81s | 29.93s |
| 1 | A ROCKNROLL STAR | 7 | 10.5m | 8.6m (0) | 8.8m (0) | 2:14.51 | 28.91s | 29.62s |
| 5 | EPIC ORION | 8 | 15.9m | 16.4m (2) | 11.8m (2) | 2:14.93 | 28.56s | 29.80s |

Finish Position and metres gained

First Arrow shows distance gain/loss from 2nd Qtr to 3rd Qtr, Second Arrow shows distance gain/loss from 3rd Qtr to Finish
Blue arrow indicates best gain in these quarters.



Albury Race 3 Distance 1770m

Tuesday, 1 October 2024


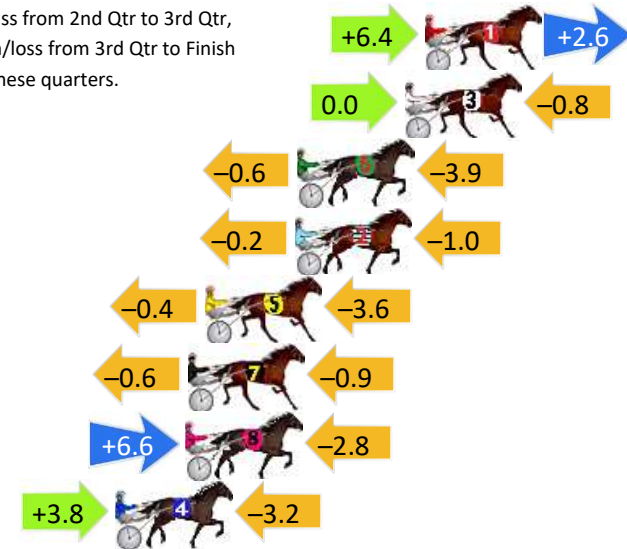
Gross Time: 2:16.20 MileRate: 2:03.90 LeadTime: 11.40s First Qtr: 30.80s Second Qtr: 32.20s Third Qtr: 32.50s Fourth Qtr: 29.30s

DATA TABLE: 800 / 400 Posi's are position from leader and (how wide the horse was at that position)


| No | Horse | Plc | Mar | 800 Posi | 400 Posi | Time | 3rd Qtr | 4th Qt |
|----|--------------|-----|-------|-----------|----------|---------|---------|--------|
| 1 | CONSPIRATOR | 1 | 0.0m | 9.0m (1) | 2.6m (2) | 2:16.20 | 32.00s | 29.11s |
| 3 | SPEEDY SPIDA | 2 | 0.8m | 0.0m (0) | 0.0m (0) | 2:16.26 | 32.50s | 29.36s |
| 6 | WONGALEA MEG | 3 | 5.1m | 0.6m (1) | 1.2m (1) | 2:16.59 | 32.56s | 29.58s |
| 2 | MYRUNA | 4 | 5.2m | 4.0m (0) | 4.2m (0) | 2:16.60 | 32.52s | 29.37s |
| 5 | DIDNT I | 5 | 8.8m | 4.8m (1) | 5.2m (1) | 2:16.88 | 32.55s | 29.56s |
| 7 | BLUES TERROR | 6 | 9.5m | 8.0m (0) | 8.6m (0) | 2:16.93 | 32.55s | 29.37s |
| 8 | MELATI BOY | 7 | 9.6m | 13.4m (2) | 6.8m (2) | 2:16.94 | 32.00s | 29.50s |
| 4 | TESTARUDO | 8 | 12.4m | 13.0m (1) | 9.2m (1) | 2:17.15 | 32.22s | 29.53s |

Finish Position and metres gained

First Arrow shows distance gain/loss from 2nd Qtr to 3rd Qtr,
Second Arrow shows distance gain/loss from 3rd Qtr to Finish
Blue arrow indicates best gain in these quarters.



Visual positions in race at 2nd Quarter



Visual positions in race at 3rd Quarter



Albury Race 4 Distance 1770m

Tuesday, 1 October 2024

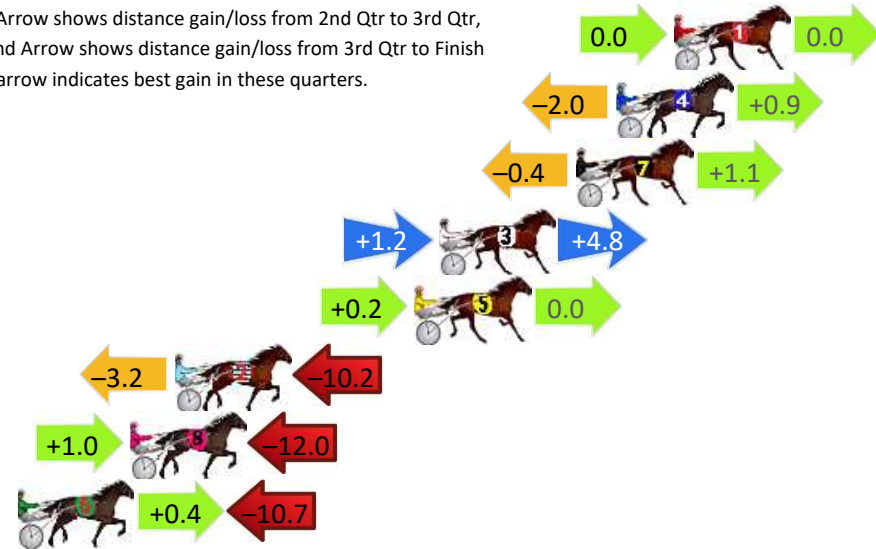
Gross Time: 2:15.50 MileRate: 2:03.20 LeadTime: 11.70s First Qtr: 32.40s Second Qtr: 32.00s Third Qtr: 29.80s Fourth Qtr: 29.60s

DATA TABLE: 800 / 400 Posi's are position from leader and (how wide the horse was at that position)

| No | Horse | Plc | Mar | 800 Posi | 400 Posi | Time | 3rd Qtr | 4th Qt |
|----|--------------------|-----|-------|-----------|-----------|---------|---------|--------|
| 1 | CALL ME DRAGON | 1 | 0.0m | 0.0m (0) | 0.0m (0) | 2:15.50 | 29.80s | 29.60s |
| 4 | OHHEMMJAY CRESCO | 2 | 2.3m | 1.2m (1) | 3.2m (1) | 2:15.68 | 29.95s | 29.53s |
| 7 | JACKS LAST HOO RAA | 3 | 3.9m | 4.6m (0) | 5.0m (0) | 2:15.80 | 29.83s | 29.52s |
| 3 | LIFE GETS BETTER | 4 | 9.4m | 15.4m (0) | 14.2m (2) | 2:16.23 | 29.71s | 29.25s |
| 5 | PRINCE PARKER | 5 | 10.4m | 10.6m (0) | 10.4m (0) | 2:16.31 | 29.79s | 29.60s |
| 2 | MILLYS PRINCE | 6 | 20.0m | 6.6m (1) | 9.8m (1) | 2:17.05 | 30.04s | 30.35s |
| 8 | THE LURKER | 7 | 21.8m | 10.8m (1) | 9.8m (2) | 2:17.19 | 29.73s | 30.48s |
| 6 | GOODTIME JAZZI | 8 | 26.3m | 16.0m (1) | 15.6m (3) | 2:17.54 | 29.77s | 30.39s |

Finish Position and metres gained

First Arrow shows distance gain/loss from 2nd Qtr to 3rd Qtr, Second Arrow shows distance gain/loss from 3rd Qtr to Finish
Blue arrow indicates best gain in these quarters.



8
0
0

Visual positions in race at 2nd Quarter



4
0
0

Visual positions in race at 3rd Quarter



Albury Race 5 Distance 1770m

Tuesday, 1 October 2024


Gross Time: 2:13.30 MileRate: 2:01.20 LeadTime: 11.90s First Qtr: 29.80s Second Qtr: 31.70s Third Qtr: 29.60s Fourth Qtr: 30.30s

DATA TABLE: 800 / 400 Posi's are position from leader and (how wide the horse was at that position)

| No | Horse | Plc | Mar | 800 Posi | 400 Posi | Time | 3rd Qtr | 4th Qt |
|----|-------------------|-----|-------|-----------|-----------|---------|---------|--------|
| 7 | KEEPCRACKINGJOKES | 1 | 0.0m | 3.4m (1) | 4.2m (1) | 2:13.30 | 29.66s | 29.98s |
| 4 | NO MORE PROMISES | 2 | 0.4m | 0.0m (0) | 0.0m (0) | 2:13.33 | 29.60s | 30.33s |
| 6 | GLAMOUR FOX | 3 | 12.0m | 16.8m (1) | 14.4m (2) | 2:14.25 | 29.42s | 30.12s |
| 9 | YOO TRISH | 4 | 12.2m | 7.8m (1) | 9.6m (1) | 2:14.27 | 29.73s | 30.50s |
| 2 | BINNO MAJOR | 5 | 15.8m | 4.0m (0) | 4.8m (0) | 2:14.55 | 29.65s | 31.13s |
| 5 | TASSIE SAFARI | 6 | 19.8m | 22.2m (1) | 20.6m (2) | 2:14.87 | 29.48s | 30.24s |
| 8 | HILLY | 7 | 20.1m | 12.6m (1) | 14.8m (1) | 2:14.89 | 29.76s | 30.70s |
| 3 | MOREARTSTHANCLASS | 8 | 24.0m | 13.0m (0) | 17.2m (0) | 2:15.20 | 29.91s | 30.81s |
| 1 | SPECIAL MEANING | 9 | 29.1m | 8.2m (0) | 12.0m (0) | 2:15.61 | 29.87s | 31.59s |

Finish Position and metres gained

First Arrow shows distance gain/loss from 2nd Qtr to 3rd Qtr, Second Arrow shows distance gain/loss from 3rd Qtr to Finish Blue arrow indicates best gain in these quarters.



800

Visual positions in race at 2nd Quarter



400

Visual positions in race at 3rd Quarter

Albury Race 6 Distance 1770m

Tuesday, 1 October 2024

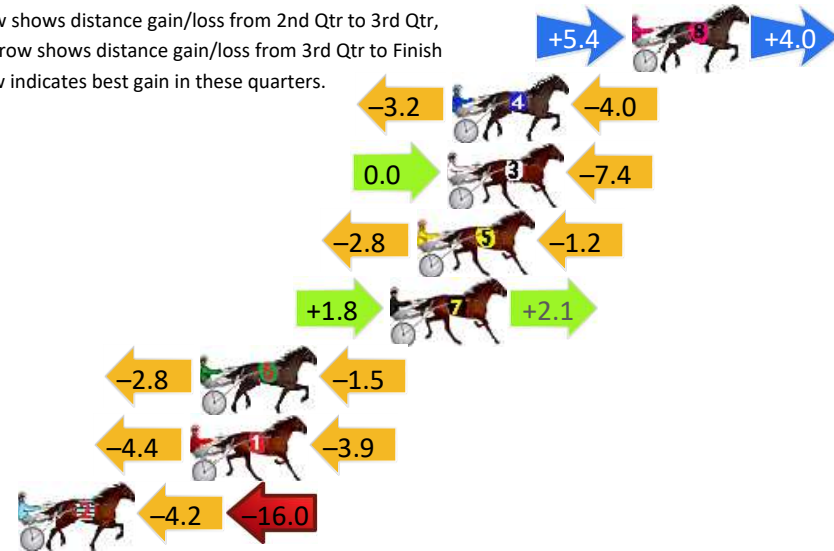
Gross Time: 2:15.00 MileRate: 2:02.70 LeadTime: 11.60s First Qtr: 30.80s Second Qtr: 31.40s Third Qtr: 30.10s Fourth Qtr: 31.10s

DATA TABLE: 800 / 400 Posi's are position from leader and (how wide the horse was at that position)

| No | Horse | Plc | Mar | 800 Posi | 400 Posi | Time | 3rd Qtr | 4th Qt |
|----|------------------|-----|-------|-----------|-----------|---------|---------|--------|
| 8 | UNIT FORTY ONE | 1 | 0.0m | 9.4m (1) | 4.0m (2) | 2:15.00 | 29.69s | 30.79s |
| 4 | ABRAHAM | 2 | 7.2m | 0.0m (1) | 3.2m (1) | 2:15.59 | 30.34s | 31.41s |
| 3 | REASON TO LAUGH | 3 | 7.4m | 0.0m (0) | 0.0m (0) | 2:15.60 | 30.09s | 31.67s |
| 5 | I AM THE TORNADO | 4 | 8.6m | 4.6m (1) | 7.4m (1) | 2:15.70 | 30.31s | 31.19s |
| 7 | ALISKI | 5 | 9.7m | 13.6m (1) | 11.8m (1) | 2:15.79 | 29.97s | 30.94s |
| 6 | ELLAVA PACER | 6 | 17.3m | 13.0m (0) | 15.8m (2) | 2:16.41 | 30.31s | 31.22s |
| 1 | JOLTED LOVER | 7 | 17.7m | 9.4m (0) | 13.8m (0) | 2:16.44 | 30.43s | 31.40s |
| 2 | WINSUM BELLA | 8 | 24.6m | 4.4m (0) | 8.6m (0) | 2:17.00 | 30.40s | 32.34s |

Finish Position and metres gained

First Arrow shows distance gain/loss from 2nd Qtr to 3rd Qtr, Second Arrow shows distance gain/loss from 3rd Qtr to Finish
Blue arrow indicates best gain in these quarters.



8
0
0

Visual positions in race at 2nd Quarter



4
0
0

Visual positions in race at 3rd Quarter



Albury Race 7 Distance 1770m

Tuesday, 1 October 2024

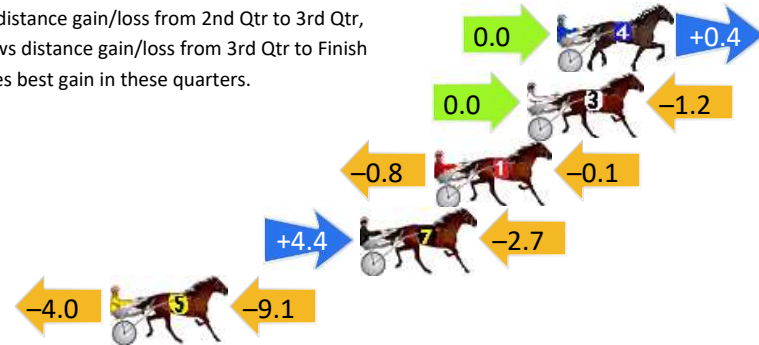
Gross Time: 2:13.10 MileRate: 2:01.00 LeadTime: 10.90s First Qtr: 31.60s Second Qtr: 31.80s Third Qtr: 29.40s Fourth Qtr: 29.40s

DATA TABLE: 800 / 400 Posi's are position from leader and (how wide the horse was at that position)

| NoHorse | Plc | Mar | 800 Posi | 400 Posi | Time | 3rd Qtr | 4th Qt | |
|---------|-----------------|-----|----------|----------|----------|---------|--------|--------|
| 4 | ASHFORD SHARK | 1 | 0.0m | 0.4m (1) | 0.4m (1) | 2:13.10 | 29.40s | 29.37s |
| 3 | BOLANALONG | 2 | 1.2m | 0.0m (0) | 0.0m (0) | 2:13.19 | 29.40s | 29.49s |
| 1 | BE GOOD MIKI | 3 | 4.9m | 4.0m (0) | 4.8m (0) | 2:13.48 | 29.46s | 29.41s |
| 7 | OLE CHESTER | 4 | 7.9m | 9.6m (1) | 5.2m (2) | 2:13.71 | 29.08s | 29.60s |
| 5 | LITTLE SHOWGIRL | 5 | 17.9m | 4.8m (1) | 8.8m (1) | 2:14.48 | 29.69s | 30.07s |

Finish Position and metres gained

First Arrow shows distance gain/loss from 2nd Qtr to 3rd Qtr,
Second Arrow shows distance gain/loss from 3rd Qtr to Finish
Blue arrow indicates best gain in these quarters.



8
0
0

Visual positions in race at 2nd Quarter



4
0
0

Visual positions in race at 3rd Quarter

