

# Menangle Race 1 Distance 2300m

Tuesday, 1 October 2024


Gross Time: 2:50.20 MileRate: 1:59.10 LeadTime: 50.10s First Qtr: 31.50s Second Qtr: 29.80s Third Qtr: 29.40s Fourth Qtr: 29.40s

DATA TABLE: 800 / 400 Posi's are position from leader and (how wide the horse was at that position)

No	Horse	Plc	Mar	800 Posi	400 Posi	Time	3rd Qtr	4th Qt
2	FOOTTAPPER	1	0.0m	10.0m (0)	9.0m (0)	2:50.20	29.33s	28.74s
4	MALIBUU	2	0.4m	0.0m (0)	0.0m (0)	2:50.23	29.40s	29.43s
1	NOTHING I WANT	3	6.2m	4.6m (0)	4.6m (0)	2:50.68	29.40s	29.52s
3	KENNYWOULD	4	6.9m	14.2m (0)	13.0m (1)	2:50.73	29.31s	28.95s
9	ALDEBARAN BELLE	5	12.2m	11.2m (1)	8.8m (2)	2:51.14	29.22s	29.65s
10	KYVALLEY FINN	6	24.2m	23.6m (0)	22.4m (0)	2:52.07	29.31s	29.53s
5	SHOULD BEABARCA	7	24.2m	7.4m (1)	5.4m (1)	2:52.07	29.25s	30.77s
6	TWIXTEN	8	35.8m	19.4m (0)	17.8m (0)	2:52.96	29.28s	30.72s
8	VALLEY STAR	9	36.7m	28.2m (0)	25.0m (1)	2:53.03	29.17s	30.26s
7	THE NIGHT KING	10	40.3m	15.6m (1)	17.2m (1)	2:53.31	29.52s	31.09s

## Finish Position and metres gained

First Arrow shows distance gain/loss from 2nd Qtr to 3rd Qtr, Second Arrow shows distance gain/loss from 3rd Qtr to Finish  
Blue arrow indicates best gain in these quarters.



800

Visual positions in race at 2nd Quarter



400

Visual positions in race at 3rd Quarter



# Menangle Race 2 Distance 2300m

Tuesday, 1 October 2024


Gross Time: 2:52.60 MileRate: 2:00.80 LeadTime: 51.30s First Qtr: 32.20s Second Qtr: 31.30s Third Qtr: 29.10s Fourth Qtr: 28.70s

DATA TABLE: 800 / 400 Posi's are position from leader and (how wide the horse was at that position)

No	Horse	Plc	Mar	800 Posi	400 Posi	Time	3rd Qtr	4th Qt
1	TIGER TEE	1	0.0m	0.0m (0)	0.0m (0)	2:52.60	29.10s	28.70s
10	ALDEBARAN JENSEN	2	0.5m	9.8m (1)	5.4m (1)	2:52.64	28.78s	28.35s
6	SATIN STRIDE	3	2.3m	5.8m (1)	0.8m (1)	2:52.77	28.74s	28.81s
7	LAST CLANSMAN	4	3.2m	16.6m (0)	18.2m (1)	2:52.84	29.21s	27.63s
8	THEBESTBOURBON	5	4.5m	17.8m (1)	13.8m (1)	2:52.94	28.81s	28.04s
9	CHIEF RUNNINGCLOUD	6	7.7m	13.8m (1)	9.6m (1)	2:53.18	28.80s	28.56s
5	FLASH KYVALLEY	7	13.4m	8.2m (0)	9.6m (0)	2:53.61	29.20s	28.97s
4	ORLANDO STORM	8	16.0m	12.6m (0)	14.2m (0)	2:53.81	29.22s	28.83s
2	DOWN UNDER EARL	9	22.5m	4.2m (0)	5.4m (0)	2:54.30	29.19s	29.92s
3	LATRELL	10	22.6m	21.0m (0)	23.4m (1)	2:54.30	29.27s	28.64s

## Finish Position and metres gained

First Arrow shows distance gain/loss from 2nd Qtr to 3rd Qtr, Second Arrow shows distance gain/loss from 3rd Qtr to Finish  
Blue arrow indicates best gain in these quarters.



800

Visual positions in race at 2nd Quarter



400

Visual positions in race at 3rd Quarter



# Menangle Race 3 Distance 1609m

Tuesday, 1 October 2024

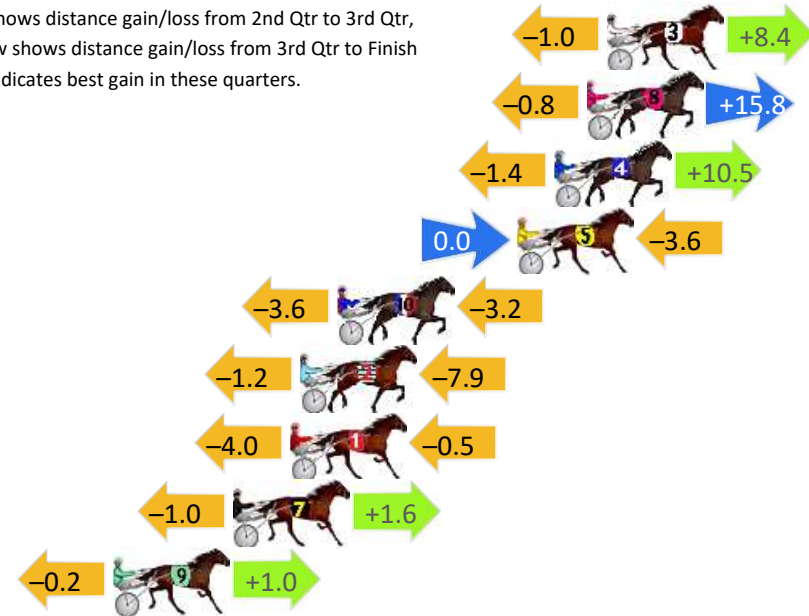
Gross Time: 1:55.10 MileRate: 1:55.10 LeadTime: 0.00s First Qtr: 28.60s Second Qtr: 29.60s Third Qtr: 28.60s Fourth Qtr: 28.30s

DATA TABLE: 800 / 400 Posi's are position from leader and (how wide the horse was at that position)

No	Horse	Plc	Mar	800 Posi	400 Posi	Time	3rd Qtr	4th Qt
3	OJENNY MAY	1	0.0m	7.4m (1)	8.4m (1)	1:55.10	28.67s	27.71s
8	HALLOWEEN	2	0.8m	15.8m (1)	16.6m (2)	1:55.16	28.65s	27.19s
4	LANI KAI BEACH	3	2.1m	11.2m (1)	12.6m (2)	1:55.26	28.70s	27.56s
5	CLEMENTSORRELL	4	3.6m	0.0m (0)	0.0m (0)	1:55.37	28.60s	28.55s
10	RUM DELIGHT	5	10.8m	4.0m (0)	7.6m (0)	1:55.90	28.86s	28.53s
2	FIFTYSHADES CRESCO	6	12.3m	3.2m (1)	4.4m (1)	1:56.01	28.69s	28.86s
1	OURSURFINSAFARI	7	12.7m	8.2m (0)	12.2m (1)	1:56.04	28.88s	28.34s
7	NONE GRATER	8	15.0m	15.6m (0)	16.6m (1)	1:56.22	28.67s	28.19s
9	WHERESTHEBOY	9	19.8m	20.6m (1)	20.8m (2)	1:56.57	28.61s	28.23s

## Finish Position and metres gained

First Arrow shows distance gain/loss from 2nd Qtr to 3rd Qtr, Second Arrow shows distance gain/loss from 3rd Qtr to Finish  
Blue arrow indicates best gain in these quarters.



Visual positions in race at 2nd Quarter



Visual positions in race at 3rd Quarter



# Menangle Race 4 Distance 1609m

Tuesday, 1 October 2024


Gross Time: 1:52.40 MileRate: 1:52.40 LeadTime: 0.00s First Qtr: 26.70s Second Qtr: 29.50s Third Qtr: 29.00s Fourth Qtr: 27.20s

DATA TABLE: 800 / 400 Posi's are position from leader and (how wide the horse was at that position)

No	Horse	Plc	Mar	800 Posi	400 Posi	Time	3rd Qtr	4th Qt
4	THE LADY DIOR	1	0.0m	0.0m (0)	0.0m (0)	1:52.40	29.00s	27.20s
8	SUGAR RUSH	2	1.9m	14.6m (1)	7.6m (1)	1:52.54	28.50s	26.81s
5	TWO CRACKED CORN	3	7.4m	4.0m (0)	4.8m (0)	1:52.93	29.06s	27.38s
2	DELIGHTFULLY SWEET	4	13.6m	12.4m (0)	14.0m (0)	1:53.37	29.11s	27.17s
6	PEACE OUT	5	14.6m	10.6m (1)	3.6m (1)	1:53.45	28.54s	27.94s
1	HY MAINTENANCE	6	14.9m	8.2m (0)	9.8m (0)	1:53.47	29.12s	27.54s
3	WINDY HILL WHISKEY	7	20.5m	16.4m (0)	18.4m (0)	1:53.87	29.14s	27.34s
9	DYNAMITES BEST	8	20.6m	18.8m (1)	13.0m (1)	1:53.88	28.61s	27.71s
7	WHIRILY MAURZ	9	53.5m	20.4m (0)	22.6m (1)	1:56.23	29.22s	29.29s

## Finish Position and metres gained

First Arrow shows distance gain/loss from 2nd Qtr to 3rd Qtr, Second Arrow shows distance gain/loss from 3rd Qtr to Finish  
Blue arrow indicates best gain in these quarters.



800

Visual positions in race at 2nd Quarter



400

Visual positions in race at 3rd Quarter

# Menangle Race 5 Distance 1609m


Tuesday, 1 October 2024

Gross Time: 1:54.50 MileRate: 1:54.50 LeadTime: 0.00s First Qtr: 26.80s Second Qtr: 31.00s Third Qtr: 29.30s Fourth Qtr: 27.40s

DATA TABLE: 800 / 400 Posi's are position from leader and (how wide the horse was at that position)

No	Horse	Plc	Mar	800 Posi	400 Posi	Time	3rd Qtr	4th Qt
2	SUGAR PIE HONEY	1	0.0m	0.0m (0)	0.0m (0)	1:54.50	29.30s	27.40s
1	HONOLULU PRINCESS	2	8.3m	4.0m (0)	4.0m (0)	1:55.10	29.31s	27.69s
10	OUR ULTIMATE JESSY	3	16.8m	17.0m (1)	15.8m (3)	1:55.71	29.22s	27.47s
4	MARY ANNE ROSE	4	17.5m	8.4m (1)	11.2m (2)	1:55.76	29.51s	27.83s
7	NORMANS GIRL	5	23.0m	12.6m (1)	15.4m (2)	1:56.16	29.52s	27.92s
8	CINEMATIC	6	24.0m	8.0m (0)	8.2m (0)	1:56.23	29.35s	28.48s
5	WINDY HILL LUCY	7	26.2m	22.2m (0)	21.2m (0)	1:56.39	29.24s	27.74s
3	UPSTREAM	8	28.4m	12.0m (0)	12.4m (0)	1:56.55	29.37s	28.49s
9	WICKED SUSAN	9	35.4m	4.4m (1)	7.4m (1)	1:57.05	29.58s	29.31s
6	VIOLET JAY	10	36.7m	16.6m (0)	16.4m (0)	1:57.15	29.33s	28.78s

## Finish Position and metres gained



800

Visual positions in race at 2nd Quarter



400

Visual positions in race at 3rd Quarter



# Menangle Race 6 Distance 1609m

Tuesday, 1 October 2024

Gross Time: 1:55.40 MileRate: 1:55.40 LeadTime: 0.00s First Qtr: 28.90s Second Qtr: 30.10s Third Qtr: 28.60s Fourth Qtr: 27.80s

DATA TABLE: 800 / 400 Posi's are position from leader and (how wide the horse was at that position)

No	Horse	Plc	Mar	800 Posi	400 Posi	Time	3rd Qtr	4th Qt
9	MISS RAVISHING	1	0.0m	21.6m (1)	18.8m (2)	1:55.40	28.39s	26.50s
6	AVA LEANNE	2	0.2m	8.4m (1)	6.6m (1)	1:55.41	28.47s	27.36s
10	MY LITTLE BO	3	1.8m	4.4m (1)	2.6m (1)	1:55.53	28.47s	27.74s
8	MANHATTEN CHICK	4	3.5m	16.6m (1)	14.8m (2)	1:55.66	28.46s	27.02s
4	TIGER EUPHEME	5	4.9m	12.4m (1)	11.0m (1)	1:55.76	28.50s	27.38s
1	OUR TRIPLE MAJOR	6	5.5m	4.6m (0)	4.6m (0)	1:55.80	28.60s	27.86s
3	CRUSADER MISS	7	5.8m	0.0m (0)	0.0m (0)	1:55.82	28.61s	28.20s
2	FREEDOM ART	8	6.0m	8.8m (0)	8.6m (0)	1:55.84	28.58s	27.62s
7	LADY DELORIS	9	11.9m	17.8m (0)	17.2m (1)	1:56.27	28.55s	27.43s
5	WATCH AFRICANDANCE	10	12.2m	13.4m (0)	13.8m (0)	1:56.29	28.63s	27.69s

## Finish Position and metres gained

First Arrow shows distance gain/loss from 2nd Qtr to 3rd Qtr, Second Arrow shows distance gain/loss from 3rd Qtr to Finish  
Blue arrow indicates best gain in these quarters.



800

Visual positions in race at 2nd Quarter



400

Visual positions in race at 3rd Quarter



# Menangle Race 7 Distance 1609m

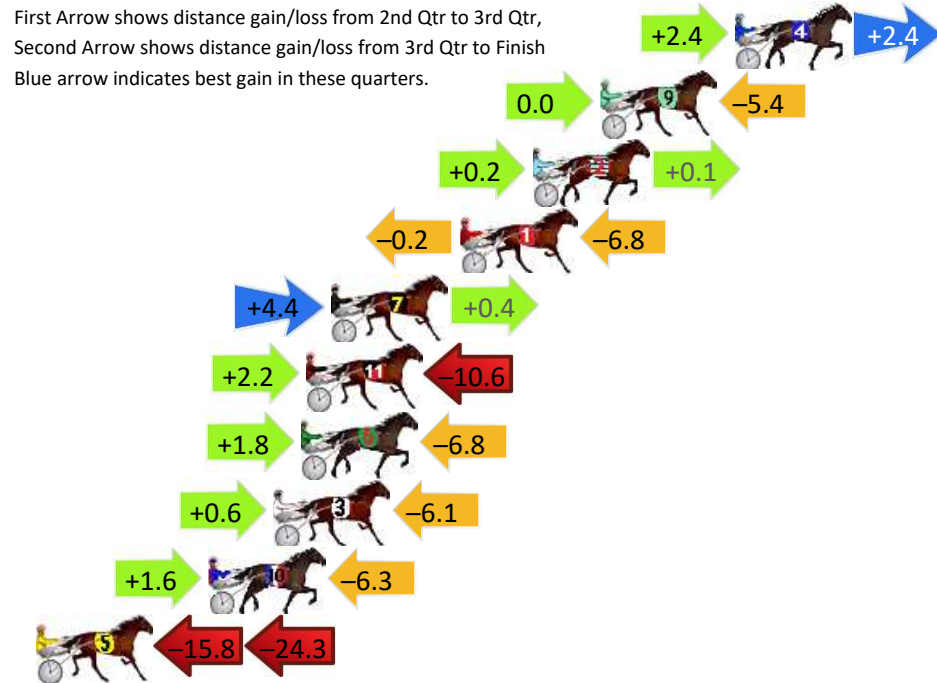
Tuesday, 1 October 2024

Gross Time: 1:53.50 MileRate: 1:53.50 LeadTime: 0.00s First Qtr: 26.80s Second Qtr: 31.40s Third Qtr: 28.90s Fourth Qtr: 26.50s

DATA TABLE: 800 / 400 Posi's are position from leader and (how wide the horse was at that position)

No	Horse	Plc	Mar	800 Posi	400 Posi	Time	3rd Qtr	4th Qt
4	HEEZA MALTEEZA	1	0.0m	4.8m (1)	2.4m (1)	1:53.50	28.73s	26.34s
9	SOHO DARKSTORMY	2	5.4m	0.0m (0)	0.0m (0)	1:53.88	28.92s	26.86s
2	DANCE WITH CARMER	3	8.1m	8.4m (0)	8.2m (0)	1:54.07	28.89s	26.49s
1	SINALOA	4	11.0m	4.0m (0)	4.2m (0)	1:54.27	28.93s	26.95s
7	TRALEE SNICKAS	5	16.2m	21.0m (1)	16.6m (0)	1:54.63	28.60s	26.47s
11	PETES CRUNCH TIME	6	17.2m	8.8m (1)	6.6m (1)	1:54.70	28.78s	27.20s
6	MAC THUNDER	7	17.4m	12.4m (1)	10.6m (1)	1:54.72	28.80s	26.95s
3	WALTER WARLOCK	8	18.5m	13.0m (0)	12.4m (0)	1:54.79	28.88s	26.90s
10	LEAVEAMESSAGE	9	21.1m	16.4m (1)	14.8m (1)	1:54.97	28.81s	26.92s
5	KINGSTON RAINBOW	10	60.3m	20.2m (0)	36.0m (0)	1:57.71	30.06s	28.10s

## Finish Position and metres gained



Visual positions in race at 2nd Quarter



Visual positions in race at 3rd Quarter



# Menangle Race 8 Distance 1609m


Tuesday, 1 October 2024

Gross Time: 1:52.10 MileRate: 1:52.10 LeadTime: 0.00s First Qtr: 27.40s Second Qtr: 30.10s Third Qtr: 28.30s Fourth Qtr: 26.30s

DATA TABLE: 800 / 400 Posi's are position from leader and (how wide the horse was at that position)

NoHorse	Plc	Mar	800 Posi	400 Posi	Time	3rd Qtr	4th Qt
7 MY ULTIMATE BARNEY	1	0.0m	0.0m (0)	0.0m (0)	1:52.10	28.30s	26.30s
1 DUTY OF CARE	2	10.4m	4.0m (0)	5.6m (0)	1:52.82	28.42s	26.61s
2 BUSINESS IN HEAVEN	3	14.4m	8.4m (0)	10.8m (0)	1:53.10	28.47s	26.54s
5 SEASIDER	4	16.5m	13.2m (0)	15.6m (0)	1:53.24	28.47s	26.36s
6 GDANSK	5	17.6m	15.6m (1)	19.6m (2)	1:53.32	28.57s	26.17s
11 FASTING	6	25.5m	20.6m (1)	24.6m (2)	1:53.87	28.57s	26.36s
4 TAKARA WIKIWIKI	7	28.8m	11.2m (1)	15.2m (2)	1:54.10	28.61s	27.19s
9 DOUBLE IT HARRY	8	29.0m	17.4m (0)	20.4m (0)	1:54.11	28.52s	26.86s
3 ULTIMATE CRUZA	9	40.1m	7.4m (1)	11.2m (1)	1:54.88	28.63s	28.19s
8 ANYWHEREIGOHUG O	10	71.7m	3.4m (1)	7.2m (1)	1:57.07	28.72s	30.52s

## Finish Position and metres gained



800

Visual positions in race at 2nd Quarter



400

Visual positions in race at 3rd Quarter



# Menangle Race 9 Distance 1609m

Tuesday, 1 October 2024



Gross Time: 1:55.60 MileRate: 1:55.60 LeadTime: 0.00s First Qtr: 27.30s Second Qtr: 31.40s Third Qtr: 29.60s Fourth Qtr: 27.30s

DATA TABLE: 800 / 400 Posi's are position from leader and (how wide the horse was at that position)

No	Horse	Plc	Mar	800 Posi	400 Posi	Time	3rd Qtr	4th Qt
3	EPIC ERNIE	1	0.0m	0.0m (0)	0.0m (0)	1:55.60	29.60s	27.30s
7	MONTEFIORE	2	2.3m	23.4m (1)	9.0m (2)	1:55.77	28.56s	26.85s
10	LARRIKIN LENNY	3	5.2m	10.6m (1)	4.2m (1)	1:55.97	29.15s	27.37s
8	RIPSTONE SNORTER	4	7.6m	28.8m (1)	13.4m (2)	1:56.15	28.49s	26.91s
6	BETTER HARLEY	5	8.6m	19.0m (1)	12.8m (1)	1:56.22	29.15s	27.01s
4	SAPPHIRESNDIAMONDS	6	11.3m	12.0m (0)	14.2m (0)	1:56.41	29.75s	27.10s
1	WHISKEY ROYALE	7	13.0m	8.0m (0)	10.0m (0)	1:56.53	29.75s	27.50s
9	GIMME A REASON	8	13.4m	17.0m (0)	17.4m (1)	1:56.56	29.62s	27.03s
5	SPECIALIZE LOU	9	15.1m	15.0m (1)	8.6m (1)	1:56.69	29.17s	27.74s
2	WILLS WAY	10	18.3m	4.0m (0)	5.4m (0)	1:56.92	29.74s	28.18s

## Finish Position and metres gained

First Arrow shows distance gain/loss from 2nd Qtr to 3rd Qtr, Second Arrow shows distance gain/loss from 3rd Qtr to Finish  
Blue arrow indicates best gain in these quarters.



# Menangle Race 10 Distance 1609m

Tuesday, 1 October 2024


Gross Time: 1:52.50 MileRate: 1:52.50 LeadTime: 0.00s First Qtr: 28.20s Second Qtr: 28.70s Third Qtr: 28.10s Fourth Qtr: 27.50s

DATA TABLE: 800 / 400 Posi's are position from leader and (how wide the horse was at that position)

No	Horse	Plc	Mar	800 Posi	400 Posi	Time	3rd Qtr	4th Qt
9	EAGLE WATCH	1	0.0m	8.8m (1)	8.2m (1)	1:52.50	28.05s	26.94s
2	PARALLEL	2	5.2m	8.6m (0)	8.6m (0)	1:52.88	28.10s	27.27s
10	ARGENT PEAK	3	6.9m	1.2m (1)	0.0m (1)	1:53.00	28.02s	27.97s
6	MERAKI	4	7.4m	12.6m (1)	12.4m (1)	1:53.04	28.08s	27.16s
3	ARK ALERT	5	8.4m	5.0m (1)	4.2m (1)	1:53.11	28.05s	27.79s
4	OUR GEORGE BOSTON	6	10.5m	12.6m (0)	12.4m (0)	1:53.26	28.08s	27.37s
8	CAPTAIN BLOOD	7	12.7m	16.6m (1)	16.6m (1)	1:53.42	28.10s	27.23s
5	MAJOR JAROD	8	13.7m	0.0m (0)	0.2m (0)	1:53.49	28.12s	28.42s
7	KISSMELVIS	9	14.8m	4.2m (0)	4.8m (0)	1:53.57	28.15s	28.18s

## Finish Position and metres gained

First Arrow shows distance gain/loss from 2nd Qtr to 3rd Qtr, Second Arrow shows distance gain/loss from 3rd Qtr to Finish  
Blue arrow indicates best gain in these quarters.



800

Visual positions in race at 2nd Quarter



400

Visual positions in race at 3rd Quarter



# Menangle Race 11 Distance 1609m

Tuesday, 1 October 2024

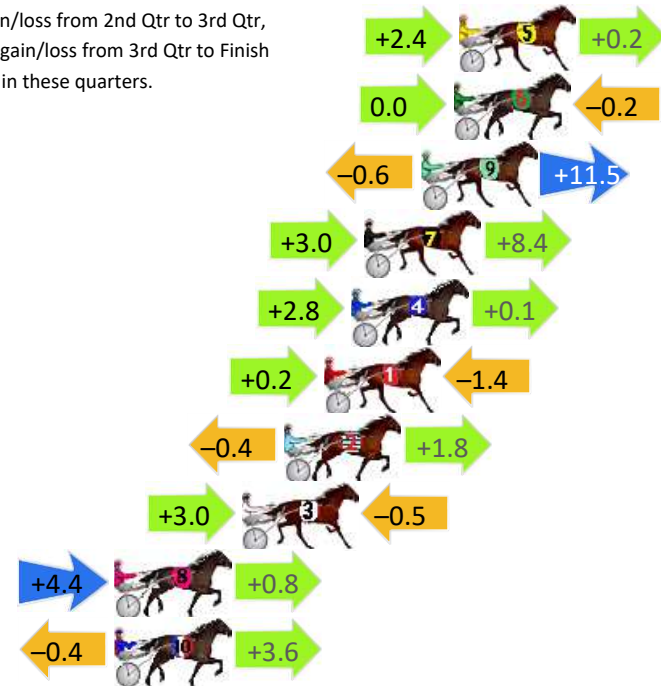
Gross Time: 1:54.80 MileRate: 1:54.80 LeadTime: 0.00s First Qtr: 28.10s Second Qtr: 30.30s Third Qtr: 29.40s Fourth Qtr: 27.00s

DATA TABLE: 800 / 400 Posi's are position from leader and (how wide the horse was at that position)

No	Horse	Plc	Mar	800 Posi	400 Posi	Time	3rd Qtr	4th Qt
5	FREDEE TEE	1	0.0m	2.6m (1)	0.2m (1)	1:54.80	29.23s	26.99s
6	TROUVILLE	2	0.2m	0.0m (0)	0.0m (0)	1:54.81	29.40s	27.01s
9	THE REAL MCCOY	3	1.5m	12.4m (0)	13.0m (0)	1:54.91	29.41s	26.23s
7	RED REACTOR	4	3.8m	15.2m (1)	12.2m (1)	1:55.07	29.16s	26.44s
4	SAVEEON	5	4.3m	7.2m (1)	4.4m (1)	1:55.11	29.20s	26.99s
1	KEEPERS IDEAL	6	5.4m	4.2m (0)	4.0m (0)	1:55.18	29.39s	27.09s
2	COLIN BROMAC	7	7.0m	8.4m (0)	8.8m (0)	1:55.30	29.42s	26.88s
3	SON OF THE SHARK	8	8.7m	11.2m (1)	8.2m (1)	1:55.42	29.19s	27.03s
8	RAKAJED	9	13.8m	19.0m (1)	14.6m (2)	1:55.78	29.09s	26.95s
10	ADMIRABLE	10	13.8m	17.0m (0)	17.4m (0)	1:55.78	29.42s	26.76s

## Finish Position and metres gained

First Arrow shows distance gain/loss from 2nd Qtr to 3rd Qtr, Second Arrow shows distance gain/loss from 3rd Qtr to Finish  
Blue arrow indicates best gain in these quarters.



8  
0  
0

Visual positions in race at 2nd Quarter



4  
0  
0

Visual positions in race at 3rd Quarter

