

Bathurst Race 1 Distance 1730m

Wednesday, 2 October 2024


Gross Time: 2:03.90 MileRate: 1:55.20 LeadTime: 8.00s First Qtr: 28.50s Second Qtr: 31.30s Third Qtr: 28.10s Fourth Qtr: 28.00s

DATA TABLE: 800 / 400 Posi's are position from leader and (how wide the horse was at that position)

No	Horse	Plc	Mar	800 Posi	400 Posi	Time	3rd Qtr	4th Qt
10	HAPPY REG	1	0.0m	10.2m (1)	3.6m (2)	2:03.90	27.64s	27.75s
6	REBOUNDER	2	2.5m	8.2m (0)	8.2m (2)	2:04.08	28.10s	27.60s
3	SPECIAL SPIN	3	7.2m	14.6m (1)	9.0m (3)	2:04.43	27.71s	27.87s
7	OLIVEIRA	4	12.7m	12.2m (0)	13.6m (1)	2:04.83	28.20s	27.94s
1	A LIL BIT OF LOVE	5	14.2m	0.0m (0)	0.0m (0)	2:04.95	28.10s	28.99s
5	WESTERN BILL	6	25.9m	20.0m (0)	18.4m (1)	2:05.81	27.99s	28.52s
8	FOUR STAR LINCOLN	7	35.2m	16.0m (0)	16.8m (0)	2:06.49	28.16s	29.28s
9	THE MISSING SOCK	8	36.7m	4.4m (0)	7.6m (0)	2:06.60	28.33s	30.03s
4	OUR UNCLE HAROLD	9	47.6m	2.0m (1)	0.6m (1)	2:07.40	28.01s	31.27s
2	OUR DICKIE BART	10	53.8m	6.2m (1)	5.6m (1)	2:07.86	28.06s	31.36s

Finish Position and metres gained

First Arrow shows distance gain/loss from 2nd Qtr to 3rd Qtr, Second Arrow shows distance gain/loss from 3rd Qtr to Finish
Blue arrow indicates best gain in these quarters.



800

Visual positions in race at 2nd Quarter



400

Visual positions in race at 3rd Quarter



Bathurst Race 2 Distance 1730m

Wednesday, 2 October 2024

Gross Time: 2:05.20 MileRate: 1:56.50 LeadTime: 8.10s First Qtr: 28.10s Second Qtr: 30.70s Third Qtr: 30.00s Fourth Qtr: 28.30s

DATA TABLE: 800 / 400 Posi's are position from leader and (how wide the horse was at that position)

No	Horse	Plc	Mar	800 Posi	400 Posi	Time	3rd Qtr	4th Qt
4	TEARIN UP THE SAND	1	0.0m	0.0m (0)	0.0m (0)	2:05.20	30.00s	28.30s
1	THE DANCER	2	9.0m	4.8m (0)	4.6m (0)	2:05.87	29.99s	28.61s
5	NIKALONG MINT	3	11.6m	19.4m (1)	9.2m (2)	2:06.06	29.27s	28.47s
3	EXCESS VITALITY	4	15.9m	24.2m (1)	13.6m (2)	2:06.38	29.24s	28.46s
9	BILL SHANNON	5	17.0m	9.0m (0)	8.6m (0)	2:06.46	29.99s	28.89s
8	LUCKY ZARA	6	19.4m	28.4m (1)	17.4m (1)	2:06.64	29.21s	28.44s
2	TULHURST PEBBLES	7	20.0m	13.2m (0)	12.8m (0)	2:06.69	29.99s	28.81s
6	OUR SAILOR	8	23.3m	17.8m (0)	17.4m (0)	2:06.93	29.98s	28.72s
10	LOGAN REASON	9	27.0m	14.6m (1)	5.6m (1)	2:07.21	29.39s	29.81s
7	LOOKOUT	10	28.4m	21.8m (0)	21.8m (0)	2:07.31	30.01s	28.76s

Finish Position and metres gained



800

Visual positions in race at 2nd Quarter



400

Visual positions in race at 3rd Quarter



Sectional Analysis Software

Not just form | Free Trial

www.facebook.com/PJHarnessRacing



RISE Digital, Harness Racing Australia nor the provider accepts any responsibility for the completeness or accuracy of any of the information contained herein, and makes no representations about its suitability for any particular purpose. Users should make their own judgements about those matters and/or seek independent advice. You assume all risks associated with use of data provided on this page

Bathurst Race 3 Distance 1730m

Wednesday, 2 October 2024

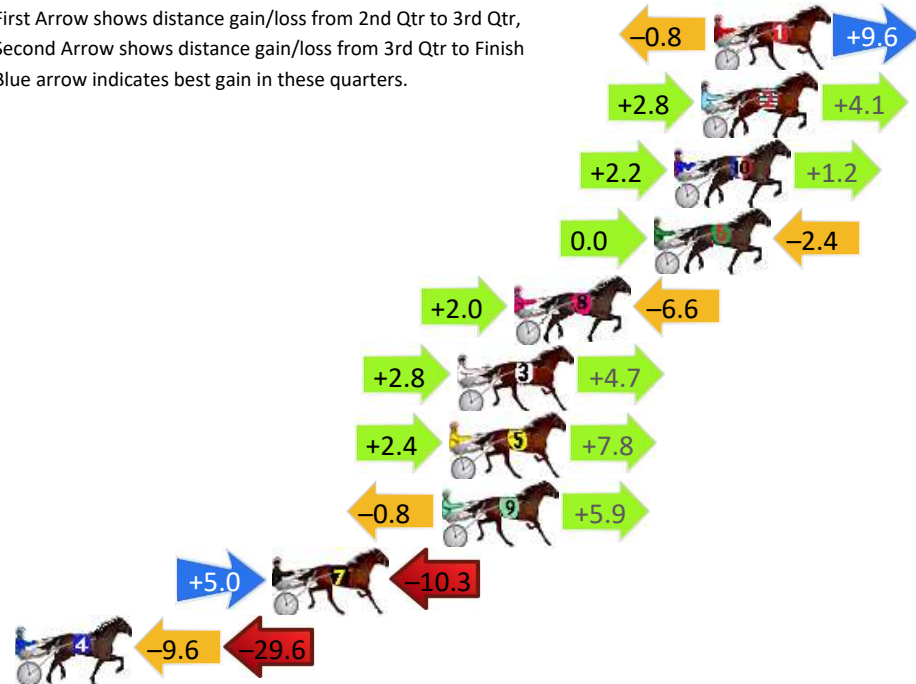
Gross Time: 2:05.60 MileRate: 1:56.90 LeadTime: 8.60s First Qtr: 27.10s Second Qtr: 31.20s Third Qtr: 28.50s Fourth Qtr: 30.20s

DATA TABLE: 800 / 400 Posi's are position from leader and (how wide the horse was at that position)

No	Horse	Plc	Mar	800 Posi	400 Posi	Time	3rd Qtr	4th Qt
1	VALENTINI	1	0.0m	8.8m (0)	9.6m (1)	2:05.60	28.58s	29.48s
2	LAYLA SHANNON	2	0.5m	7.4m (1)	4.6m (0)	2:05.64	28.30s	29.89s
10	TULHURST JANET	3	1.6m	5.0m (2)	2.8m (2)	2:05.73	28.34s	30.11s
6	AUNTIE LOU	4	2.4m	0.0m (0)	0.0m (0)	2:05.79	28.49s	30.38s
8	MISTER POVERTY	5	8.0m	3.4m (1)	1.4m (1)	2:06.23	28.34s	30.70s
3	COOL DUDE JOEY	6	10.3m	17.8m (1)	15.0m (2)	2:06.41	28.31s	29.85s
5	MY FRIEND MOLLY	7	10.6m	20.8m (0)	18.4m (0)	2:06.44	28.34s	29.61s
9	BULLI BELLE	8	10.9m	16.0m (0)	16.8m (1)	2:06.46	28.57s	29.76s
7	CALA JEWEL	9	17.7m	12.4m (1)	7.4m (2)	2:07.00	28.11s	30.97s
4	DUSTY MUSTER	10	43.2m	4.0m (0)	13.6m (0)	2:09.02	29.14s	32.42s

Finish Position and metres gained

First Arrow shows distance gain/loss from 2nd Qtr to 3rd Qtr, Second Arrow shows distance gain/loss from 3rd Qtr to Finish. Blue arrow indicates best gain in these quarters.



800

Visual positions in race at 2nd Quarter



400

Visual positions in race at 3rd Quarter



Bathurst Race 4 Distance 2260m

Wednesday, 2 October 2024


Gross Time: 2:44.00 MileRate: 1:56.80 LeadTime: 45.90s First Qtr: 31.10s Second Qtr: 29.50s Third Qtr: 28.60s Fourth Qtr: 28.90s

DATA TABLE: 800 / 400 Posi's are position from leader and (how wide the horse was at that position)

No	Horse	Plc	Mar	800 Posi	400 Posi	Time	3rd Qtr	4th Qt
7	HELLO I TEA	1	0.0m	10.6m (1)	5.2m (2)	2:44.00	28.22s	28.53s
9	MAGIC MATTEO	2	5.1m	13.4m (0)	13.0m (1)	2:44.39	28.57s	28.33s
8	ALWAYSBMYPONY	3	11.8m	14.6m (1)	12.2m (2)	2:44.89	28.43s	28.87s
5	VAMOS	4	16.8m	0.0m (0)	0.0m (0)	2:45.27	28.59s	30.11s
1	THE BLACK FOX	5	22.6m	9.2m (0)	9.0m (1)	2:45.71	28.58s	29.88s
3	YANKEE IDEAL	6	24.1m	2.4m (1)	0.2m (1)	2:45.83	28.43s	30.62s
6	KING BOBBIE	7	25.7m	19.8m (1)	17.4m (2)	2:45.95	28.43s	29.50s
4	GABBYS SPORTSTAR	8	27.3m	6.6m (1)	4.4m (1)	2:46.07	28.43s	30.55s
10	TULHURST TERROR	9	27.9m	17.8m (0)	17.4m (0)	2:46.12	28.57s	29.65s
2	ROCK STEADY	10	70.0m	5.0m (0)	7.0m (0)	2:49.31	28.72s	33.43s

Finish Position and metres gained

First Arrow shows distance gain/loss from 2nd Qtr to 3rd Qtr, Second Arrow shows distance gain/loss from 3rd Qtr to Finish
Blue arrow indicates best gain in these quarters.



800

Visual positions in race at 2nd Quarter



400

Visual positions in race at 3rd Quarter



Bathurst Race 5 Distance 1730m

Wednesday, 2 October 2024


Gross Time: 2:04.30 MileRate: 1:55.60 LeadTime: 8.10s First Qtr: 28.40s Second Qtr: 30.80s Third Qtr: 28.90s Fourth Qtr: 28.10s

DATA TABLE: 800 / 400 Posi's are position from leader and (how wide the horse was at that position)

No	Horse	Plc	Mar	800 Posi	400 Posi	Time	3rd Qtr	4th Qt
3	BETTORS HOPE	1	0.0m	7.6m (1)	10.4m (2)	2:04.30	29.09s	27.37s
9	IDEAL TIMING	2	1.9m	4.0m (0)	4.2m (0)	2:04.44	28.91s	27.94s
6	ROCKET BOY	3	3.8m	8.0m (0)	8.2m (0)	2:04.58	28.91s	27.79s
10	MISTER MANAGER	4	5.7m	11.6m (1)	4.8m (2)	2:04.72	28.42s	28.16s
1	KARINYA GILL	5	5.8m	0.0m (0)	0.0m (0)	2:04.73	28.91s	28.51s
5	SABELLA SHANNON	6	6.2m	0.0m (1)	1.0m (1)	2:04.76	28.98s	28.46s
4	TAMANISHA TERROR	7	12.8m	15.8m (1)	8.2m (3)	2:05.25	28.37s	28.42s
2	SATELLITE SIMBA	8	13.5m	3.6m (1)	7.4m (1)	2:05.30	29.18s	28.53s
7	COMPREHEND	9	15.0m	20.0m (1)	0.2m (2)	2:05.41	27.51s	29.13s
8	GISSELLE	10	27.2m	13.4m (0)	16.0m (1)	2:06.31	29.10s	28.88s

Finish Position and metres gained

First Arrow shows distance gain/loss from 2nd Qtr to 3rd Qtr, Second Arrow shows distance gain/loss from 3rd Qtr to Finish
Blue arrow indicates best gain in these quarters.



800

Visual positions in race at 2nd Quarter



400

Visual positions in race at 3rd Quarter



Bathurst Race 6 Distance 1730m

Wednesday, 2 October 2024


Gross Time: 2:06.50 MileRate: 1:57.70 LeadTime: 8.30s First Qtr: 28.50s Second Qtr: 30.40s Third Qtr: 29.10s Fourth Qtr: 30.20s

DATA TABLE: 800 / 400 Posi's are position from leader and (how wide the horse was at that position)

No	Horse	Plc	Mar	800 Posi	400 Posi	Time	3rd Qtr	4th Qt
10	SPEEDY SPORT	1	0.0m	10.8m (1)	11.6m (2)	2:06.50	29.17s	29.33s
3	BE MY ROCK	2	1.4m	0.0m (0)	0.0m (0)	2:06.61	29.10s	30.31s
9	BATED BREATH	3	5.6m	8.2m (0)	11.4m (1)	2:06.94	29.34s	29.76s
7	SEEMESHINEYHEELS	4	8.4m	12.8m (0)	16.0m (1)	2:07.16	29.35s	29.63s
6	KARINYA MAX	5	13.4m	15.0m (1)	16.0m (2)	2:07.56	29.18s	30.00s
2	FRONTIER	6	13.4m	6.6m (1)	6.8m (2)	2:07.56	29.11s	30.70s
5	MI MATE RON	7	16.5m	2.4m (1)	3.4m (1)	2:07.80	29.16s	31.18s
8	JOES REDEMPTION	8	18.7m	17.0m (0)	19.8m (0)	2:07.98	29.31s	30.12s
4	ROSIE ROMANCE	9	28.6m	19.8m (1)	20.4m (1)	2:08.76	29.13s	30.82s
1	STORMBOY STAR	10	41.1m	3.8m (0)	8.8m (0)	2:09.75	29.42s	32.63s

Finish Position and metres gained

First Arrow shows distance gain/loss from 2nd Qtr to 3rd Qtr, Second Arrow shows distance gain/loss from 3rd Qtr to Finish. Blue arrow indicates best gain in these quarters.



800

Visual positions in race at 2nd Quarter



400

Visual positions in race at 3rd Quarter



Bathurst Race 7 Distance 1730m




Wednesday, 2 October 2024

Gross Time: 2:07.50 MileRate: 1:58.60 LeadTime: 8.20s First Qtr: 30.00s Second Qtr: 30.60s Third Qtr: 29.40s Fourth Qtr: 29.30s

DATA TABLE: 800 / 400 Posi's are position from leader and (how wide the horse was at that position)

No	Horse	Plc	Mar	800 Posi	400 Posi	Time	3rd Qtr	4th Qt
8	HUMMING TOP	1	0.0m	16.0m (1)	1.8m (2)	2:07.50	28.36s	29.17s
7	CRAZY SHIPPO	2	8.1m	11.4m (1)	5.8m (2)	2:08.12	28.99s	29.47s
6	JACKS UP	3	10.2m	4.0m (0)	4.0m (0)	2:08.28	29.40s	29.75s
1	ALPHA XENA	4	16.1m	0.0m (0)	0.0m (0)	2:08.74	29.40s	30.47s
9	ROSE OF JULIANA	5	17.0m	7.8m (0)	8.0m (0)	2:08.81	29.42s	29.96s
10	GIRL JUST FLY	6	19.4m	7.2m (1)	6.2m (1)	2:08.99	29.33s	30.26s
3	DOTTIE FEELS GOOD	7	19.4m	17.0m (0)	13.8m (0)	2:08.99	29.17s	29.71s
2	JOSEY MINT	8	24.6m	2.8m (1)	1.8m (1)	2:09.39	29.33s	30.96s
4	IDEAL COPY	9	25.8m	12.6m (0)	10.6m (2)	2:09.48	29.26s	30.41s
5	THE RINGMASTER	10	30.0m	30.0m (0)	19.6m (1)	2:09.81	28.64s	30.06s

Finish Position and metres gained



Bathurst Race 8 Distance 2260m

Wednesday, 2 October 2024

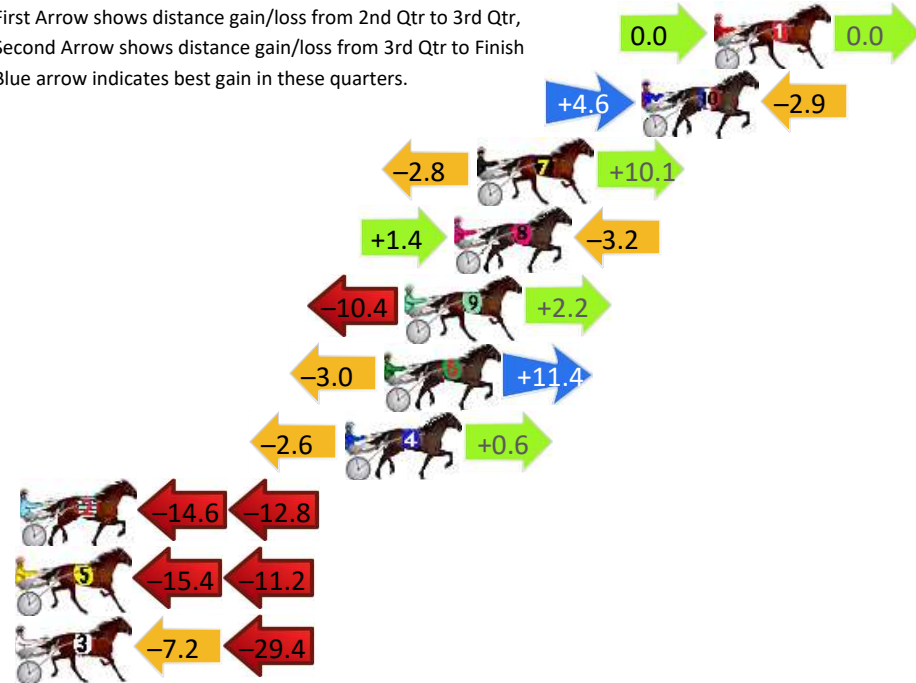
Gross Time: 2:50.30 MileRate: 2:01.30 LeadTime: 48.10s First Qtr: 31.60s Second Qtr: 31.50s Third Qtr: 28.50s Fourth Qtr: 30.60s

DATA TABLE: 800 / 400 Posi's are position from leader and (how wide the horse was at that position)

No	Horse	Plc	Mar	800 Posi	400 Posi	Time	3rd Qtr	4th Qt
1	ROCKNROLL RAMBO	1	0.0m	0.0m (0)	0.0m (0)	2:50.30	28.50s	30.60s
10	PHANTOM STAR	2	2.9m	4.6m (1)	0.0m (1)	2:50.53	28.15s	30.82s
7	UNCLE TONY	3	9.5m	16.8m (1)	19.6m (3)	2:51.06	28.73s	29.83s
8	BOOMER SHANNON	4	10.4m	8.6m (1)	7.2m (0)	2:51.13	28.39s	30.84s
9	REASONABLY SWEET	5	12.4m	4.2m (0)	14.6m (0)	2:51.29	29.27s	30.43s
6	SONNY WRITER	6	13.2m	21.6m (1)	24.6m (1)	2:51.36	28.75s	29.73s
4	ARMA SPORTSGIRL	7	14.8m	12.8m (1)	15.4m (3)	2:51.49	28.69s	30.55s
2	FUNDA	8	27.8m	0.4m (1)	15.0m (1)	2:52.53	29.54s	31.57s
5	PIPPA CHEER	9	39.0m	12.4m (0)	27.8m (0)	2:53.42	29.60s	31.45s
3	SPARKLA	10	44.8m	8.2m (0)	15.4m (2)	2:53.89	28.95s	32.84s

Finish Position and metres gained

First Arrow shows distance gain/loss from 2nd Qtr to 3rd Qtr, Second Arrow shows distance gain/loss from 3rd Qtr to Finish
Blue arrow indicates best gain in these quarters.



800

Visual positions in race at 2nd Quarter



400

Visual positions in race at 3rd Quarter

