

Tamworth Race 1 Distance 1609m

Thursday, 3 October 2024


Gross Time: 1:58.20 MileRate: 1:58.20 LeadTime: 0.00s First Qtr: 29.80s Second Qtr: 29.90s Third Qtr: 29.00s Fourth Qtr: 29.50s

DATA TABLE: 800 / 400 Posi's are position from leader and (how wide the horse was at that position)

No	Horse	Plc	Mar	800 Posi	400 Posi	Time	3rd Qtr	4th Qt
2	SPARKLING SUE	1	0.0m	4.2m (1)	4.0m (1)	1:58.20	28.99s	29.21s
1	JUST TOMMY	2	5.2m	0.0m (0)	0.6m (0)	1:58.60	29.04s	29.84s
7	THREE PARTS GREY	3	14.2m	4.4m (0)	5.8m (0)	1:59.30	29.10s	30.12s
3	IM FREYJA	4	15.0m	0.0m (1)	0.0m (1)	1:59.36	28.99s	30.60s
8	DEVELSTIX	5	16.7m	8.0m (1)	8.0m (2)	1:59.49	28.99s	30.14s
9	HOT EMBERS	6	17.2m	8.8m (0)	10.6m (0)	1:59.53	29.13s	29.98s
6	IAM THE JOKER	7	19.7m	13.0m (0)	14.6m (0)	1:59.72	29.11s	29.87s
5	DARK SIDE	8	21.9m	16.6m (1)	18.6m (1)	1:59.89	29.14s	29.74s
10	DONT TELL DOROTHY	9	23.3m	12.2m (1)	13.2m (1)	2:00.00	29.07s	30.24s
4	WINAMOTZA	10	26.9m	17.2m (0)	20.6m (0)	2:00.28	29.24s	29.96s

Finish Position and metres gained

First Arrow shows distance gain/loss from 2nd Qtr to 3rd Qtr, Second Arrow shows distance gain/loss from 3rd Qtr to Finish
Blue arrow indicates best gain in these quarters.



800

Visual positions in race at 2nd Quarter



400

Visual positions in race at 3rd Quarter



Tamworth Race 2 Distance 1609m


Thursday, 3 October 2024

Gross Time: 1:57.50 MileRate: 1:57.50 LeadTime: 0.00s First Qtr: 30.20s Second Qtr: 30.10s Third Qtr: 28.90s Fourth Qtr: 28.40s

DATA TABLE: 800 / 400 Posi's are position from leader and (how wide the horse was at that position)

No	Horse	Plc	Mar	800 Posi	400 Posi	Time	3rd Qtr	4th Qt
1	SLINGSHOT	1	0.0m	0.0m (0)	0.0m (0)	1:57.50	28.90s	28.40s
7	TAFL MOVE	2	11.3m	4.4m (0)	4.6m (0)	1:58.34	28.92s	28.87s
5	HAPPY AS	3	16.8m	19.0m (1)	18.0m (2)	1:58.75	28.83s	28.32s
8	NEVILLE SHANNON	4	19.2m	11.4m (1)	13.2m (1)	1:58.93	29.03s	28.82s
4	TRUE STEPPER	5	22.6m	7.0m (1)	8.2m (1)	1:59.19	28.99s	29.42s
2	VAN NIEKERK	6	23.2m	2.8m (1)	2.8m (1)	1:59.23	28.91s	29.84s
10	FREDDIES DELIGHT	7	24.9m	10.0m (0)	12.6m (0)	1:59.36	29.09s	29.27s
3	MIDNIGHT IN MEMPHIS	8	30.1m	14.6m (0)	16.8m (0)	1:59.75	29.06s	29.34s
6	SPOT ON	9	33.2m	19.0m (0)	22.2m (1)	1:59.98	29.13s	29.18s
9	LOOKAT MEE	10	54.8m	14.6m (2)	27.6m (0)	2:01.59	29.84s	30.32s

Finish Position and metres gained



800

Visual positions in race at 2nd Quarter



400

Visual positions in race at 3rd Quarter



Tamworth Race 3 Distance 1980m

Thursday, 3 October 2024


Gross Time: 2:28.50 MileRate: 2:00.70 LeadTime: 26.70s First Qtr: 31.00s Second Qtr: 30.90s Third Qtr: 30.60s Fourth Qtr: 29.30s

DATA TABLE: 800 / 400 Posi's are position from leader and (how wide the horse was at that position)

No	Horse	Plc	Mar	800 Posi	400 Posi	Time	3rd Qtr	4th Qt
10	QUEENHIGH FLUSH	1	0.0m	20.0m (1)	6.4m (2)	2:28.50	29.58s	28.83s
9	IMLIKA	2	2.6m	15.6m (1)	1.0m (2)	2:28.70	29.52s	29.42s
2	ALTIANO	3	3.5m	4.8m (0)	5.0m (0)	2:28.77	30.61s	29.19s
4	SPOOKY ART	4	4.3m	3.2m (1)	0.8m (1)	2:28.83	30.43s	29.55s
7	FIAMORE	5	15.4m	9.2m (0)	9.8m (0)	2:29.68	30.65s	29.71s
3	SHOOBEE SUNSET	6	15.5m	0.0m (0)	0.0m (0)	2:29.69	30.63s	30.43s
8	KENNY WHAT	7	16.6m	11.6m (1)	10.6m (2)	2:29.78	30.54s	29.74s
5	JACKYS MARIA	8	22.5m	13.2m (0)	16.2m (1)	2:30.23	30.83s	29.76s
1	YOU ARE MY REASON	9	28.9m	7.4m (1)	6.6m (1)	2:30.72	30.58s	30.92s

Finish Position and metres gained

First Arrow shows distance gain/loss from 2nd Qtr to 3rd Qtr, Second Arrow shows distance gain/loss from 3rd Qtr to Finish. Blue arrow indicates best gain in these quarters.



800

Visual positions in race at 2nd Quarter



400

Visual positions in race at 3rd Quarter



Tamworth Race 4 Distance 1609m

Thursday, 3 October 2024


Gross Time: 1:58.10 MileRate: 1:58.10 LeadTime: 0.00s First Qtr: 29.10s Second Qtr: 30.20s Third Qtr: 28.90s Fourth Qtr: 29.90s

DATA TABLE: 800 / 400 Posi's are position from leader and (how wide the horse was at that position)

No	Horse	Plc	Mar	800 Posi	400 Posi	Time	3rd Qtr	4th Qt
6	DON HESTON	1	0.0m	0.0m (0)	0.0m (0)	1:58.10	28.90s	29.90s
3	ARMA ROLLING STONE	2	0.5m	1.6m (1)	2.0m (1)	1:58.14	28.93s	29.79s
1	SAFE JEWELS	3	1.8m	4.2m (0)	4.2m (0)	1:58.24	28.90s	29.72s
2	HEY DUDE	4	4.9m	5.6m (1)	7.2m (1)	1:58.48	29.02s	29.73s
10	FUNNILY ENOUGH	5	11.8m	12.4m (0)	15.4m (1)	1:59.02	29.12s	29.63s
7	CAESARS ROCKSTAR	6	14.7m	8.2m (0)	11.0m (0)	1:59.25	29.10s	30.18s
9	SPIKEY BOY	7	16.0m	14.4m (1)	18.2m (3)	1:59.35	29.18s	29.74s
4	REDS GOOD TO GO	8	16.5m	16.8m (0)	20.2m (0)	1:59.39	29.15s	29.62s
5	DOUBLE LINES	9	17.7m	18.4m (1)	22.8m (1)	1:59.49	29.23s	29.52s
8	UNCLE GREGORY	10	19.7m	10.4m (1)	17.6m (2)	1:59.64	29.42s	30.06s

Finish Position and metres gained

First Arrow shows distance gain/loss from 2nd Qtr to 3rd Qtr, Second Arrow shows distance gain/loss from 3rd Qtr to Finish
Blue arrow indicates best gain in these quarters.



800

Visual positions in race at 2nd Quarter



400

Visual positions in race at 3rd Quarter



Tamworth Race 5 Distance 1609m

Thursday, 3 October 2024


Gross Time: 1:56.70 MileRate: 1:56.70 LeadTime: 0.00s First Qtr: 28.80s Second Qtr: 29.40s Third Qtr: 28.80s Fourth Qtr: 29.80s

DATA TABLE: 800 / 400 Posi's are position from leader and (how wide the horse was at that position)

No	Horse	Plc	Mar	800 Posi	400 Posi	Time	3rd Qtr	4th Qt
1	KARALTA COURAGE	1	0.0m	0.0m (0)	0.0m (0)	1:56.70	28.80s	29.80s
7	ZACHAROONI	2	0.8m	4.2m (0)	4.0m (0)	1:56.76	28.79s	29.56s
8	BARRYS BROTHER	3	3.0m	8.6m (0)	8.4m (0)	1:56.93	28.79s	29.40s
9	SEVEN RIPPIN ACES	4	8.0m	13.2m (0)	12.6m (0)	1:57.32	28.76s	29.46s
6	LONGNWINDINGROAD	5	13.6m	1.6m (1)	4.4m (1)	1:57.76	28.99s	30.48s
4	TASMANS DELIGHT	6	13.7m	12.6m (1)	13.0m (1)	1:57.77	28.83s	29.85s
5	BENJIMAGEE	7	15.5m	16.8m (1)	16.8m (1)	1:57.91	28.80s	29.70s
2	MIDAS SHANNON	8	16.4m	6.0m (1)	9.0m (1)	1:57.98	29.01s	30.35s
10	IAMNOPET	9	17.0m	17.4m (0)	20.2m (0)	1:58.03	29.01s	29.56s
3	MY TWO EVES	10	21.4m	8.2m (2)	11.6m (2)	1:58.37	29.04s	30.53s

Finish Position and metres gained

First Arrow shows distance gain/loss from 2nd Qtr to 3rd Qtr, Second Arrow shows distance gain/loss from 3rd Qtr to Finish
Blue arrow indicates best gain in these quarters.



800

Visual positions in race at 2nd Quarter



400

Visual positions in race at 3rd Quarter



Tamworth Race 6 Distance 1980m

Thursday, 3 October 2024

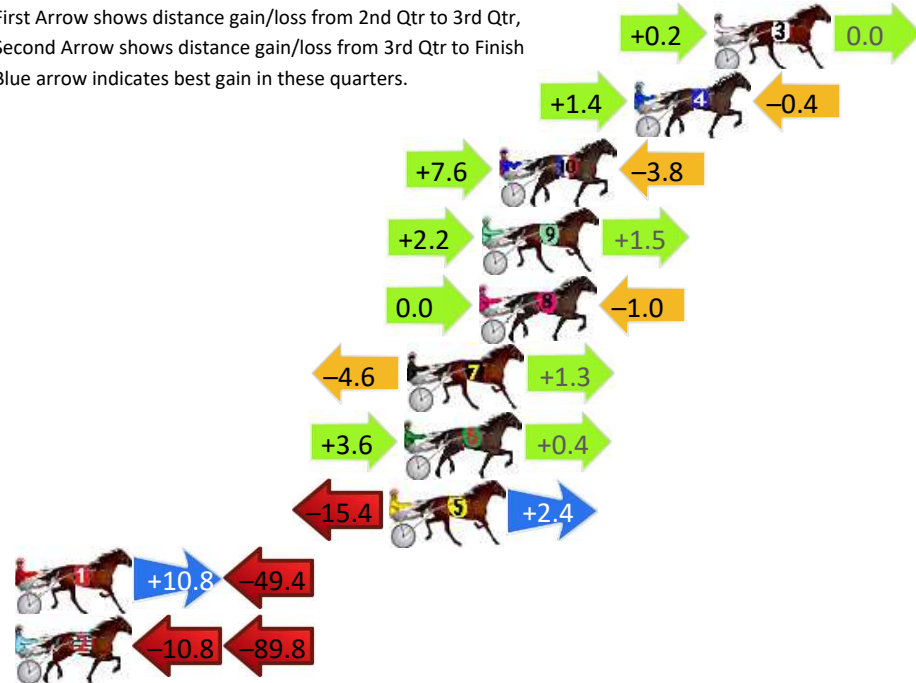
Gross Time: 2:26.00 MileRate: 1:58.70 LeadTime: 26.60s First Qtr: 30.50s Second Qtr: 30.10s Third Qtr: 29.30s Fourth Qtr: 29.50s

DATA TABLE: 800 / 400 Posi's are position from leader and (how wide the horse was at that position)

No	Horse	Plc	Mar	800 Posi	400 Posi	Time	3rd Qtr	4th Qt
3	SKY DIAMOND	1	0.0m	0.2m (1)	0.0m (0)	2:26.00	29.29s	29.50s
4	REPARTEE	2	3.2m	4.2m (1)	2.8m (1)	2:26.25	29.20s	29.53s
10	DOLLARSIGN	3	8.6m	12.4m (1)	4.8m (2)	2:26.67	28.74s	29.78s
9	HE SAID SHE SAID	4	9.3m	13.0m (0)	10.8m (2)	2:26.72	29.14s	29.39s
8	RAINBOW JET	5	9.4m	8.4m (1)	8.4m (1)	2:26.73	29.30s	29.57s
7	BETTOR KEEP ROCKING	6	12.3m	9.0m (0)	13.6m (1)	2:26.95	29.64s	29.40s
6	ADRENALINE RUSH	7	12.4m	16.4m (1)	12.8m (3)	2:26.96	29.04s	29.47s
5	RIPPIN GOOD FEELIN	8	13.0m	0.0m (0)	15.4m (2)	2:27.01	30.43s	29.32s
1	JEFFCOATE	9	55.6m	17.0m (0)	6.2m (0)	2:30.30	28.50s	33.12s
2	MONTANA NIGHTS	10	105.2m	4.6m (0)	15.4m (0)	2:34.14	30.07s	36.09s

Finish Position and metres gained

First Arrow shows distance gain/loss from 2nd Qtr to 3rd Qtr, Second Arrow shows distance gain/loss from 3rd Qtr to Finish
Blue arrow indicates best gain in these quarters.



800

Visual positions in race at 2nd Quarter



400

Visual positions in race at 3rd Quarter



Tamworth Race 7 Distance 1609m

Thursday, 3 October 2024

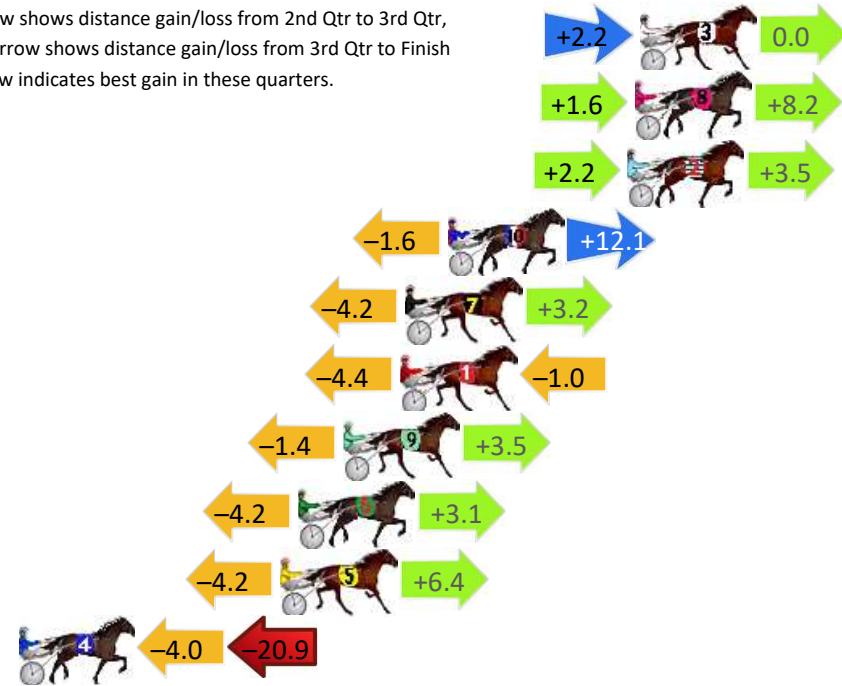
Gross Time: 1:58.60 MileRate: 1:58.60 LeadTime: 0.00s First Qtr: 29.10s Second Qtr: 30.00s Third Qtr: 29.30s Fourth Qtr: 30.20s

DATA TABLE: 800 / 400 Posi's are position from leader and (how wide the horse was at that position)

No	Horse	Plc	Mar	800 Posi	400 Posi	Time	3rd Qtr	4th Qt
3	TRIPLE EMM	1	0.0m	2.2m (1)	0.0m (1)	1:58.60	29.14s	30.20s
8	COBLA ROYALE	2	0.2m	10.0m (1)	8.4m (2)	1:58.62	29.19s	29.58s
2	COLETTE	3	0.5m	6.2m (1)	4.0m (1)	1:58.64	29.14s	29.94s
10	SMOLENSKI	4	7.7m	18.2m (1)	19.8m (1)	1:59.21	29.43s	29.29s
7	KATASTROPHEE	5	9.4m	8.4m (0)	12.6m (0)	1:59.34	29.61s	29.96s
1	ZOEMAGIC	6	9.6m	4.2m (0)	8.6m (0)	1:59.36	29.62s	30.28s
9	EXOTIC ROCKSTAR	7	11.9m	14.0m (1)	15.4m (1)	1:59.54	29.41s	29.94s
6	PANIC BUY	8	13.7m	12.6m (0)	16.8m (0)	1:59.68	29.61s	29.97s
5	HEAVENLY SONG	9	14.4m	16.6m (0)	20.8m (0)	1:59.74	29.62s	29.72s
4	SAN SABA	10	24.9m	0.0m (0)	4.0m (0)	2:00.57	29.57s	31.77s

Finish Position and metres gained

First Arrow shows distance gain/loss from 2nd Qtr to 3rd Qtr, Second Arrow shows distance gain/loss from 3rd Qtr to Finish
Blue arrow indicates best gain in these quarters.



800

Visual positions in race at 2nd Quarter



400

Visual positions in race at 3rd Quarter



Tamworth Race 8 Distance 1980m

Thursday, 3 October 2024

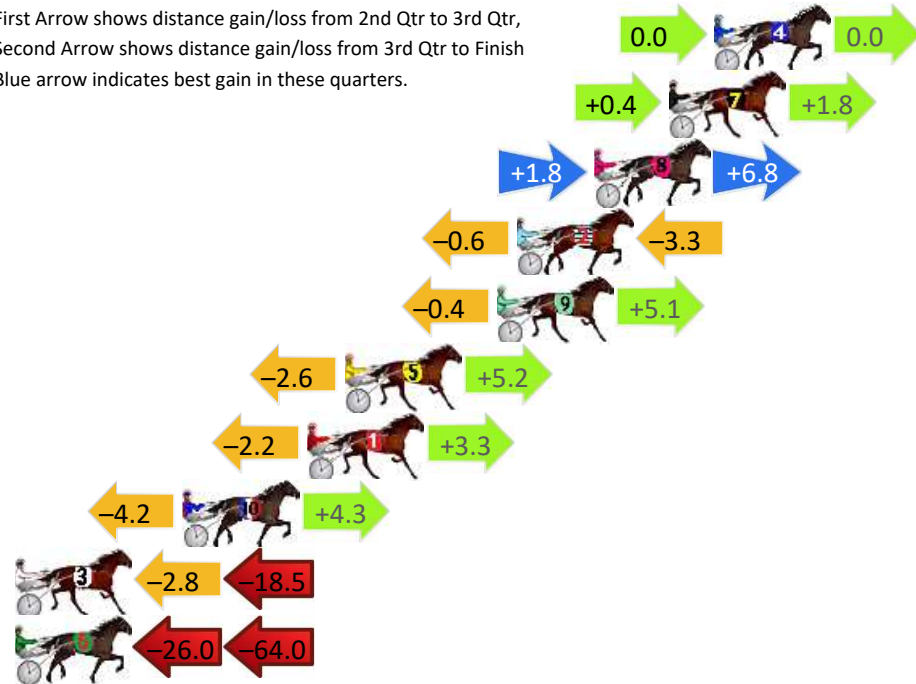
Gross Time: 2:27.60 MileRate: 2:00.00 LeadTime: 27.30s First Qtr: 31.30s Second Qtr: 30.10s Third Qtr: 28.90s Fourth Qtr: 30.00s

DATA TABLE: 800 / 400 Posi's are position from leader and (how wide the horse was at that position)

No	Horse	Plc	Mar	800 Posi	400 Posi	Time	3rd Qtr	4th Qt
4	CERTAINLYCALLITIN	1	0.0m	0.0m (0)	0.0m (0)	2:27.60	28.90s	30.00s
7	HY FILANTE	2	1.8m	4.0m (1)	3.6m (1)	2:27.74	28.87s	29.87s
8	BRADNESS JUNE	3	4.8m	13.4m (1)	11.6m (2)	2:27.98	28.78s	29.49s
2	LYDIAS ART	4	7.9m	4.0m (0)	4.6m (0)	2:28.22	28.94s	30.25s
9	LIMOUSINE CHEEKY	5	8.7m	13.4m (0)	13.8m (1)	2:28.28	28.94s	29.62s
5	ARCTIC BEAST	6	14.8m	17.4m (1)	20.0m (2)	2:28.76	29.10s	29.61s
1	VERY NEEDY	7	16.3m	17.4m (0)	19.6m (1)	2:28.88	29.07s	29.75s
10	FOUR FEATHERS	8	21.3m	21.4m (1)	25.6m (1)	2:29.27	29.21s	29.68s
3	BRAVE BONDI	9	30.7m	9.4m (0)	12.2m (0)	2:30.01	29.08s	31.38s
6	HAPPY HAMISH	10	99.0m	9.0m (1)	35.0m (0)	2:35.38	30.72s	34.77s

Finish Position and metres gained

First Arrow shows distance gain/loss from 2nd Qtr to 3rd Qtr, Second Arrow shows distance gain/loss from 3rd Qtr to Finish
Blue arrow indicates best gain in these quarters.



800

Visual positions in race at 2nd Quarter



400

Visual positions in race at 3rd Quarter

Tamworth Race 9 Distance 1980m

Thursday, 3 October 2024

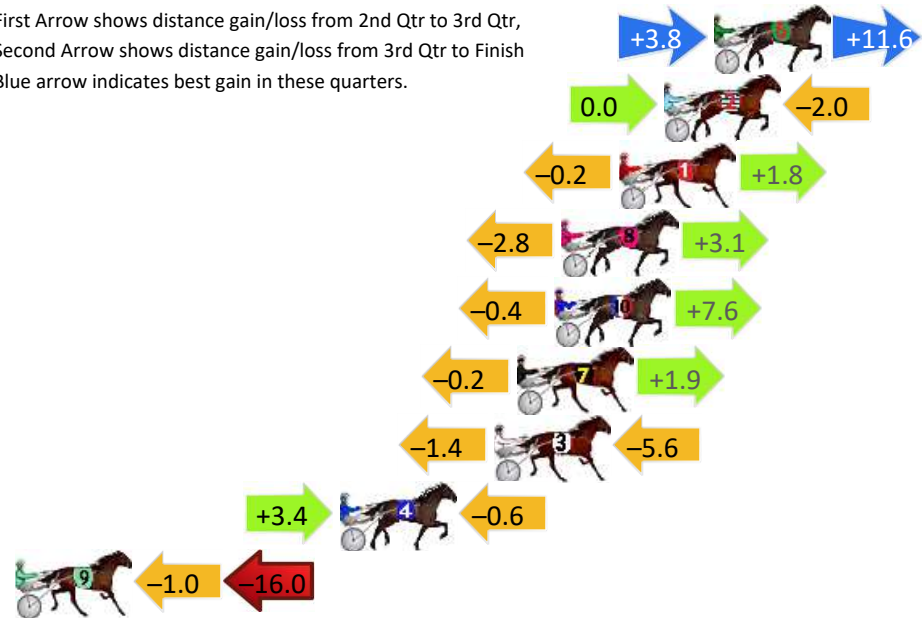
Gross Time: 2:25.20 MileRate: 1:58.00 LeadTime: 24.70s First Qtr: 30.70s Second Qtr: 29.90s Third Qtr: 29.70s Fourth Qtr: 30.20s

DATA TABLE: 800 / 400 Posi's are position from leader and (how wide the horse was at that position)

NoHorse	Plc	Mar	800 Posi	400 Posi	Time	3rd Qtr	4th Qt
6 NIGHT TO REMEMBER	1	0.0m	15.4m (1)	11.6m (3)	2:25.20	29.42s	29.33s
2 ROUGE BLING	2	2.0m	0.0m (0)	0.0m (0)	2:25.36	29.70s	30.35s
1 THOMAS ROYAL	3	3.8m	5.4m (0)	5.6m (0)	2:25.50	29.72s	30.06s
8 ROLAMAX	4	6.1m	6.4m (1)	9.2m (1)	2:25.68	29.91s	29.97s
10 ASHLEYS BLUE CHIP	5	6.4m	13.6m (0)	14.0m (0)	2:25.71	29.73s	29.63s
7 ROCK FISHERMAN	6	7.9m	9.6m (0)	9.8m (0)	2:25.82	29.72s	30.06s
3 SUPERBON	7	8.8m	1.8m (1)	3.2m (1)	2:25.90	29.80s	30.62s
4 FAST TRACKER	8	15.0m	17.8m (0)	14.4m (1)	2:26.39	29.45s	30.25s
9 SOHO SINATRA	9	28.4m	11.4m (1)	12.4m (2)	2:27.45	29.76s	31.40s

Finish Position and metres gained

First Arrow shows distance gain/loss from 2nd Qtr to 3rd Qtr, Second Arrow shows distance gain/loss from 3rd Qtr to Finish. Blue arrow indicates best gain in these quarters.



800

Visual positions in race at 2nd Quarter



400

Visual positions in race at 3rd Quarter

