

Newcastle Race 1 Distance 1609m

Friday, 4 October 2024




Gross Time: 1:57.50 MileRate: 1:57.50 LeadTime: 0.00s First Qtr: 28.40s Second Qtr: 30.40s Third Qtr: 30.30s Fourth Qtr: 28.40s

DATA TABLE: 800 / 400 Posi's are position from leader and (how wide the horse was at that position)

| No | Horse | Plc | Mar | 800 Posi | 400 Posi | Time | 3rd Qtr | 4th Qt |
|----|--------------------|-----|-------|-----------|-----------|---------|---------|--------|
| 8 | POPS JOY | 1 | 0.0m | 12.6m (1) | 13.2m (1) | 1:57.50 | 30.31s | 27.47s |
| 2 | SWEET TARA | 2 | 3.9m | 4.0m (1) | 4.4m (1) | 1:57.79 | 30.33s | 28.36s |
| 7 | SEEKING PLEASURE | 3 | 5.1m | 8.2m (1) | 8.4m (1) | 1:57.88 | 30.31s | 28.17s |
| 9 | BETTATHANMOZARELLA | 4 | 7.4m | 9.0m (0) | 8.4m (0) | 1:58.05 | 30.25s | 28.33s |
| 1 | ARTISTIC ANNA | 5 | 9.9m | 4.6m (0) | 4.6m (0) | 1:58.24 | 30.31s | 28.77s |
| 5 | EYES BEEN PATIENT | 6 | 20.3m | 0.0m (1) | 0.0m (1) | 1:59.01 | 30.35s | 29.83s |
| 4 | MIKI BE FREE | 7 | 23.5m | 0.6m (0) | 0.6m (0) | 1:59.25 | 30.35s | 30.02s |
| 10 | OUR LUCILLE | 8 | 35.7m | 20.6m (0) | 14.0m (0) | 2:00.16 | 29.87s | 29.93s |
| 6 | DRIVING MISS MOLLY | 9 | 47.4m | 30.0m (0) | 35.0m (0) | 2:01.04 | 30.69s | 29.28s |
| 3 | PEPPI GRATZ | 10 | 47.4m | 36.0m (0) | 40.0m (0) | 2:01.04 | 30.61s | 28.92s |

Finish Position and metres gained

First Arrow shows distance gain/loss from 2nd Qtr to 3rd Qtr, Second Arrow shows distance gain/loss from 3rd Qtr to Finish
Blue arrow indicates best gain in these quarters.



Newcastle Race 2 Distance 1609m

Friday, 4 October 2024


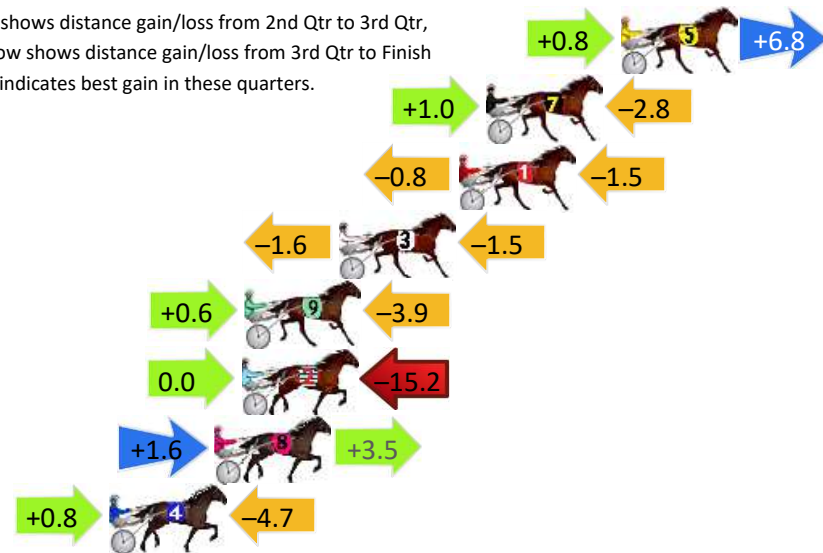
Gross Time: 1:56.50 MileRate: 1:56.50 LeadTime: 0.00s First Qtr: 29.30s Second Qtr: 29.50s Third Qtr: 29.20s Fourth Qtr: 28.50s

DATA TABLE: 800 / 400 Posi's are position from leader and (how wide the horse was at that position)

| No | Horse | Plc | Mar | 800 Posi | 400 Posi | Time | 3rd Qtr | 4th Qt |
|----|--------------------|-----|-------|-----------|-----------|---------|---------|--------|
| 5 | BLISSES BEST | 1 | 0.0m | 7.6m (1) | 6.8m (1) | 1:56.50 | 29.14s | 28.02s |
| 7 | OUR ULTIMATE ROXY | 2 | 5.4m | 3.6m (1) | 2.6m (1) | 1:56.90 | 29.13s | 28.70s |
| 1 | OAK RIDGE | 3 | 6.5m | 4.2m (0) | 5.0m (0) | 1:56.99 | 29.26s | 28.61s |
| 3 | RECKLESS CONVICT | 4 | 11.3m | 8.2m (0) | 9.8m (0) | 1:57.35 | 29.32s | 28.61s |
| 9 | LOOKIN GOOD MARGIE | 5 | 15.1m | 11.8m (1) | 11.2m (1) | 1:57.63 | 29.16s | 28.78s |
| 2 | LIGHTNING MY QUEEN | 6 | 15.2m | 0.0m (0) | 0.0m (0) | 1:57.64 | 29.21s | 29.58s |
| 8 | ROSA DUNDEE | 7 | 16.3m | 21.4m (1) | 19.8m (1) | 1:57.72 | 29.08s | 28.25s |
| 4 | VALDEZZ | 8 | 20.5m | 16.6m (1) | 15.8m (1) | 1:58.03 | 29.15s | 28.83s |

Finish Position and metres gained

First Arrow shows distance gain/loss from 2nd Qtr to 3rd Qtr, Second Arrow shows distance gain/loss from 3rd Qtr to Finish
Blue arrow indicates best gain in these quarters.



800

Visual positions in race at 2nd Quarter



400

Visual positions in race at 3rd Quarter



Sectional Analysis Software
Not just form | Free Trial



RISE Digital, Harness Racing Australia nor the provider accepts any responsibility for the completeness or accuracy of any of the information contained herein, and makes no representations about its suitability for any particular purpose. Users should make their own judgements about those matters and/or seek independent advice. You assume all risks associated with use of data provided on this page

www.facebook.com/PJHarnessRacing

Newcastle Race 3 Distance 1609m

Friday, 4 October 2024




Gross Time: 1:55.90 MileRate: 1:55.90 LeadTime: 0.00s First Qtr: 27.50s Second Qtr: 30.40s Third Qtr: 29.20s Fourth Qtr: 28.80s

DATA TABLE: 800 / 400 Posi's are position from leader and (how wide the horse was at that position)

| No | Horse | Plc | Mar | 800 Posi | 400 Posi | Time | 3rd Qtr | 4th Qt |
|----|-----------------|-----|-------|-----------|-----------|---------|---------|--------|
| 2 | ERROL FIN | 1 | 0.0m | 5.4m (1) | 1.0m (1) | 1:55.90 | 28.88s | 28.73s |
| 9 | RED SAPPHIRE | 2 | 0.1m | 15.2m (0) | 8.6m (0) | 1:55.91 | 28.72s | 28.19s |
| 4 | CHLOBRO | 3 | 1.7m | 3.8m (0) | 4.4m (0) | 1:56.03 | 29.24s | 28.61s |
| 1 | ULTIMATE EMPIRE | 4 | 6.4m | 0.0m (1) | 0.0m (0) | 1:56.38 | 29.20s | 29.26s |
| 7 | JUS BLING IT | 5 | 8.5m | 16.0m (1) | 11.4m (1) | 1:56.54 | 28.87s | 28.59s |
| 5 | HOWITIS | 6 | 11.3m | 20.2m (0) | 13.0m (0) | 1:56.75 | 28.68s | 28.68s |
| 8 | VESPA STRIDE | 7 | 14.2m | 20.8m (1) | 11.0m (3) | 1:56.97 | 28.50s | 29.03s |
| 10 | GO JACK CROCKER | 8 | 14.9m | 10.2m (0) | 5.8m (1) | 1:57.03 | 28.89s | 29.45s |
| 6 | ERASMUS | 9 | 16.6m | 24.6m (0) | 18.2m (0) | 1:57.15 | 28.74s | 28.69s |
| 3 | XTRAVAGANT MAN | 10 | 20.2m | 10.2m (1) | 8.2m (2) | 1:57.43 | 29.06s | 29.66s |

Finish Position and metres gained

First Arrow shows distance gain/loss from 2nd Qtr to 3rd Qtr, Second Arrow shows distance gain/loss from 3rd Qtr to Finish
Blue arrow indicates best gain in these quarters.



Newcastle Race 4 Distance 2030m



Friday, 4 October 2024

Gross Time: 2:27.40 MileRate: 1:56.90 LeadTime: 29.80s First Qtr: 29.80s Second Qtr: 30.00s Third Qtr: 29.90s Fourth Qtr: 27.90s

DATA TABLE: 800 / 400 Posi's are position from leader and (how wide the horse was at that position)

| No | Horse | Plc | Mar | 800 Posi | 400 Posi | Time | 3rd Qtr | 4th Qt |
|----|---------------------|-----|-------|-----------|-----------|---------|---------|--------|
| 6 | MY ULTIMATE FREDDIE | 1 | 0.0m | 0.0m (0) | 0.0m (0) | 2:27.40 | 29.90s | 27.90s |
| 4 | OHWHATIWOULDGI VE | 2 | 9.5m | 8.2m (0) | 8.4m (0) | 2:28.10 | 29.92s | 27.98s |
| 1 | MYSTICAL SUNSHINE | 3 | 14.1m | 12.6m (0) | 12.8m (0) | 2:28.43 | 29.92s | 27.99s |
| 2 | JUNGLE JIVE | 4 | 16.2m | 4.0m (0) | 4.2m (0) | 2:28.59 | 29.94s | 28.73s |
| 9 | BODYLINE | 5 | 19.0m | 17.0m (0) | 16.6m (0) | 2:28.79 | 29.88s | 28.07s |
| 10 | MARVELLA | 6 | 22.7m | 12.4m (1) | 14.6m (2) | 2:29.07 | 30.08s | 28.46s |
| 7 | EFFEL FROM HEAVEN | 7 | 23.4m | 21.4m (0) | 20.6m (0) | 2:29.12 | 29.85s | 28.09s |
| 8 | SECRET WISH | 8 | 30.5m | 16.4m (1) | 16.2m (1) | 2:29.64 | 29.92s | 28.89s |
| 5 | MY ULTIMATE COSSIE | 9 | 44.8m | 5.0m (1) | 9.8m (1) | 2:30.69 | 30.33s | 30.33s |
| 3 | ELITE MOLLY | 10 | 45.0m | 8.8m (1) | 10.4m (2) | 2:30.70 | 30.10s | 30.30s |

Finish Position and metres gained



800

Visual positions in race at 2nd Quarter



400

Visual positions in race at 3rd Quarter



Newcastle Race 5 Distance 2030m

Friday, 4 October 2024



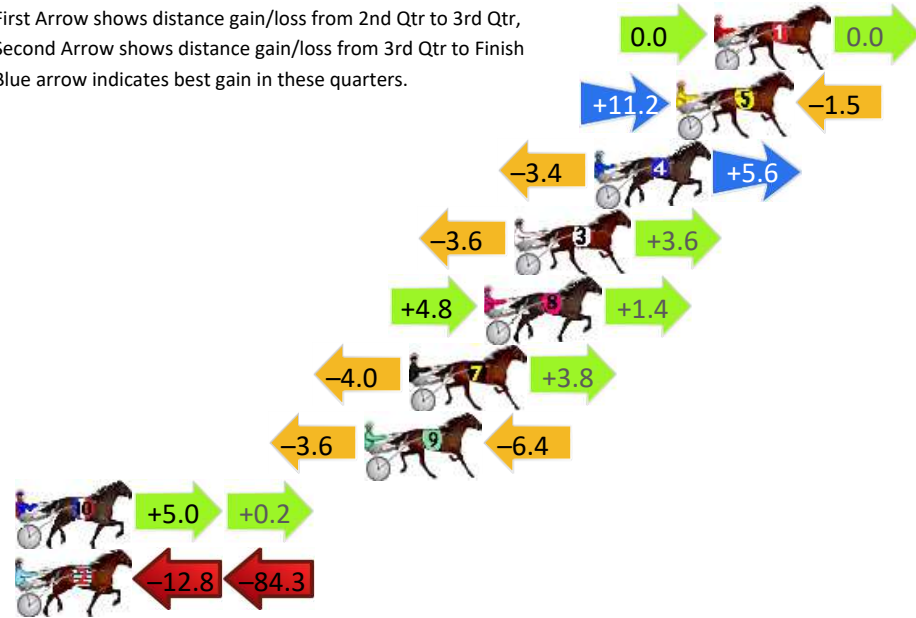
Gross Time: 2:28.40 MileRate: 1:57.60 LeadTime: 29.90s First Qtr: 30.10s Second Qtr: 29.90s Third Qtr: 30.10s Fourth Qtr: 28.40s

DATA TABLE: 800 / 400 Posi's are position from leader and (how wide the horse was at that position)

| No | Horse | Plc | Mar | 800 Posi | 400 Posi | Time | 3rd Qtr | 4th Qt |
|----|------------------|-----|--------|-----------|-----------|---------|---------|--------|
| 1 | TOUGH TALKS | 1 | 0.0m | 0.0m (0) | 0.0m (0) | 2:28.40 | 30.10s | 28.40s |
| 5 | BE GOOD BENNY | 2 | 1.5m | 11.2m (1) | 0.0m (1) | 2:28.51 | 29.29s | 28.51s |
| 4 | SILVER LADY | 3 | 4.8m | 7.0m (1) | 10.4m (1) | 2:28.76 | 30.34s | 28.00s |
| 3 | GOOD WORD THAT | 4 | 8.0m | 8.0m (0) | 11.6m (0) | 2:29.00 | 30.35s | 28.15s |
| 8 | GROSESTAR | 5 | 9.2m | 15.4m (1) | 10.6m (2) | 2:29.09 | 29.75s | 28.30s |
| 7 | GLITTER STRIP | 6 | 12.2m | 12.0m (0) | 16.0m (0) | 2:29.31 | 30.38s | 28.13s |
| 9 | CLOUDIN UP | 7 | 14.0m | 4.0m (0) | 7.6m (0) | 2:29.44 | 30.38s | 28.85s |
| 10 | SHADOW ECLIPSE | 8 | 39.8m | 45.0m (0) | 40.0m (0) | 2:31.37 | 29.74s | 28.39s |
| 2 | GUNFIGHTERSGHOST | 9 | 100.1m | 3.0m (1) | 15.8m (1) | 2:35.87 | 31.21s | 34.35s |

Finish Position and metres gained

First Arrow shows distance gain/loss from 2nd Qtr to 3rd Qtr, Second Arrow shows distance gain/loss from 3rd Qtr to Finish
Blue arrow indicates best gain in these quarters.



Newcastle Race 6 Distance 1609m

Friday, 4 October 2024


Gross Time: 1:56.90 MileRate: 1:56.90 LeadTime: 0.00s First Qtr: 26.90s Second Qtr: 31.50s Third Qtr: 30.00s Fourth Qtr: 29.50s

DATA TABLE: 800 / 400 Posi's are position from leader and (how wide the horse was at that position)

| No | Horse | Plc | Mar | 800 Posi | 400 Posi | Time | 3rd Qtr | 4th Qt |
|----|-------------------|-----|-------|-----------|-----------|---------|---------|--------|
| 10 | RENDEZVOUS | 1 | 0.0m | 6.4m (1) | 6.6m (1) | 1:56.90 | 30.01s | 29.02s |
| 9 | BAT MATSON | 2 | 4.5m | 11.0m (1) | 11.0m (1) | 1:57.25 | 30.00s | 29.02s |
| 7 | SINBINNED | 3 | 4.6m | 0.0m (0) | 0.0m (0) | 1:57.26 | 30.00s | 29.84s |
| 2 | PENURIOUS | 4 | 5.0m | 17.2m (0) | 17.0m (0) | 1:57.29 | 29.98s | 28.62s |
| 6 | NEXT TO ME | 5 | 5.2m | 4.2m (0) | 4.0m (0) | 1:57.30 | 29.99s | 29.59s |
| 5 | YOGI | 6 | 6.2m | 8.2m (0) | 8.2m (0) | 1:57.38 | 30.00s | 29.35s |
| 3 | ACAPELLA | 7 | 8.3m | 2.2m (1) | 2.0m (1) | 1:57.54 | 29.99s | 29.96s |
| 4 | BARBARADAWNSHANON | 8 | 10.6m | 12.8m (0) | 12.6m (0) | 1:57.72 | 29.98s | 29.35s |
| 1 | TERROR FLYING | 9 | 20.7m | 16.4m (1) | 15.4m (1) | 1:58.50 | 29.93s | 29.89s |

Finish Position and metres gained

First Arrow shows distance gain/loss from 2nd Qtr to 3rd Qtr, Second Arrow shows distance gain/loss from 3rd Qtr to Finish
Blue arrow indicates best gain in these quarters.



800

Visual positions in race at 2nd Quarter



400

Visual positions in race at 3rd Quarter



Newcastle Race 7 Distance 1609m

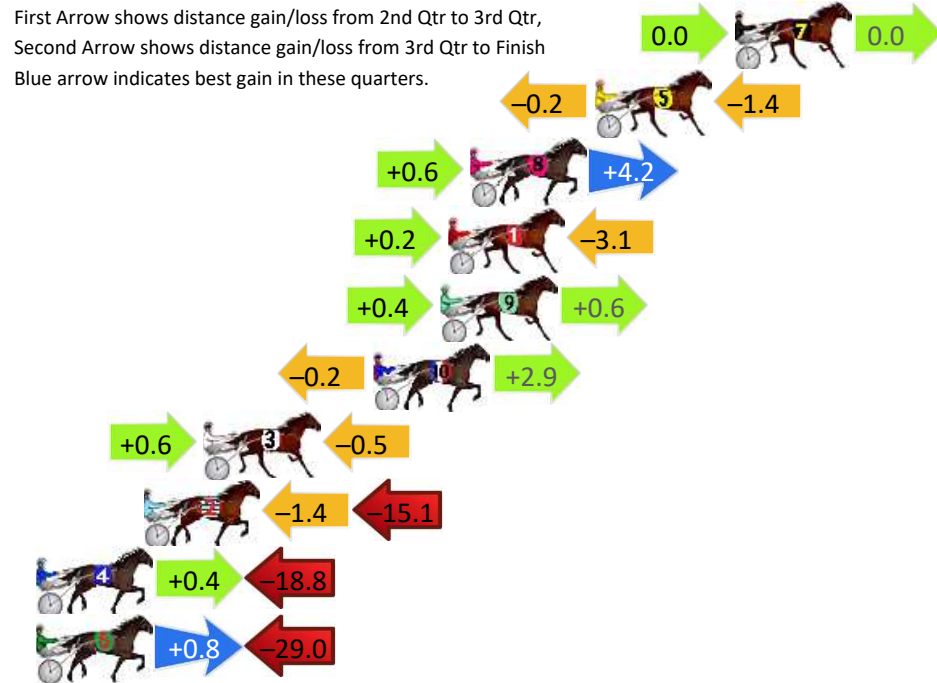
Friday, 4 October 2024

Gross Time: 1:55.10 MileRate: 1:55.10 LeadTime: 0.00s First Qtr: 27.90s Second Qtr: 30.60s Third Qtr: 29.00s Fourth Qtr: 27.60s

DATA TABLE: 800 / 400 Posi's are position from leader and (how wide the horse was at that position)

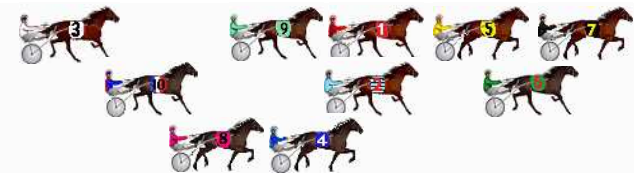
| No | Horse | Plc | Mar | 800 Posi | 400 Posi | Time | 3rd Qtr | 4th Qt |
|----|-------------------|-----|-------|-----------|-----------|---------|---------|--------|
| 7 | DAN FERNANDO | 1 | 0.0m | 0.0m (0) | 0.0m (0) | 1:55.10 | 29.00s | 27.60s |
| 5 | STICK MAN | 2 | 5.6m | 4.0m (0) | 4.2m (0) | 1:55.51 | 29.02s | 27.70s |
| 8 | FLARE UP | 3 | 10.6m | 15.4m (1) | 14.8m (2) | 1:55.87 | 28.95s | 27.31s |
| 1 | NIFTY STUDLEIGH | 4 | 11.5m | 8.6m (0) | 8.4m (0) | 1:55.94 | 28.99s | 27.81s |
| 9 | SAINT KARAMARA | 5 | 11.8m | 12.8m (0) | 12.4m (0) | 1:55.96 | 28.97s | 27.56s |
| 10 | IDEAL MONDO | 6 | 14.5m | 17.2m (0) | 17.4m (1) | 1:56.15 | 29.01s | 27.40s |
| 3 | COLERNE | 7 | 21.3m | 21.4m (0) | 20.8m (0) | 1:56.65 | 28.96s | 27.63s |
| 2 | HEY MISTER TAYLOR | 8 | 23.7m | 7.2m (1) | 8.6m (1) | 1:56.82 | 29.12s | 28.64s |
| 4 | APACHE WHITESOX | 9 | 29.6m | 11.2m (1) | 10.8m (2) | 1:57.25 | 29.00s | 28.89s |
| 6 | WAITING FOR LOVE | 10 | 31.2m | 3.0m (1) | 2.2m (1) | 1:57.37 | 28.99s | 29.59s |

Finish Position and metres gained



800

Visual positions in race at 2nd Quarter



400

Visual positions in race at 3rd Quarter



Newcastle Race 8 Distance 2030m

Friday, 4 October 2024


Gross Time: 2:27.70 MileRate: 1:57.10 LeadTime: 29.90s First Qtr: 31.00s Second Qtr: 30.50s Third Qtr: 29.10s Fourth Qtr: 27.20s

DATA TABLE: 800 / 400 Posi's are position from leader and (how wide the horse was at that position)

| No | Horse | Plc | Mar | 800 Posi | 400 Posi | Time | 3rd Qtr | 4th Qt |
|----|-----------------|-----|-------|-----------|-----------|---------|---------|--------|
| 6 | GO OH MICKY | 1 | 0.0m | 0.0m (0) | 0.0m (0) | 2:27.70 | 29.10s | 27.20s |
| 5 | WHISKEY ROYALE | 2 | 9.4m | 4.2m (0) | 4.4m (0) | 2:28.37 | 29.13s | 27.54s |
| 3 | LOVE LOU | 3 | 16.5m | 10.2m (1) | 10.2m (1) | 2:28.88 | 29.11s | 27.63s |
| 4 | BEANCOUNTER | 4 | 18.1m | 15.4m (1) | 15.2m (1) | 2:29.00 | 29.09s | 27.40s |
| 10 | ABDICATE | 5 | 19.4m | 6.2m (1) | 6.0m (1) | 2:29.09 | 29.12s | 28.11s |
| 9 | THE METAL FLYER | 6 | 21.4m | 12.2m (0) | 12.8m (0) | 2:29.23 | 29.16s | 27.78s |
| 7 | YESNOMAYBESO | 7 | 22.4m | 16.2m (0) | 17.0m (0) | 2:29.30 | 29.17s | 27.57s |
| 2 | MAJOR ICON | 8 | 22.6m | 2.0m (1) | 1.6m (1) | 2:29.32 | 29.12s | 28.62s |
| 1 | SWEET CREATION | 9 | 23.3m | 8.2m (0) | 8.6m (0) | 2:29.37 | 29.16s | 28.19s |

Finish Position and metres gained

First Arrow shows distance gain/loss from 2nd Qtr to 3rd Qtr, Second Arrow shows distance gain/loss from 3rd Qtr to Finish. Blue arrow indicates best gain in these quarters.



800

Visual positions in race at 2nd Quarter



400

Visual positions in race at 3rd Quarter



Newcastle Race 9 Distance 1609m

Friday, 4 October 2024




Gross Time: 1:55.60 MileRate: 1:55.60 LeadTime: 0.00s First Qtr: 27.80s Second Qtr: 30.20s Third Qtr: 29.60s Fourth Qtr: 28.00s

DATA TABLE: 800 / 400 Posi's are position from leader and (how wide the horse was at that position)

| No | Horse | Plc | Mar | 800 Posi | 400 Posi | Time | 3rd Qtr | 4th Qt |
|----|----------------------|-----|--------|-----------|------------|---------|---------|--------|
| 8 | ERUPT STRIDE | 1 | 0.0m | 15.2m (1) | 8.2m (3) | 1:55.60 | 29.08s | 27.43s |
| 3 | ROCKNROLL GIG | 2 | 2.8m | 0.0m (0) | 0.0m (0) | 1:55.81 | 29.61s | 28.19s |
| 7 | HALSEY NICOLE | 3 | 2.8m | 16.4m (0) | 12.6m (0) | 1:55.81 | 29.31s | 27.32s |
| 2 | OUR PRINCESS KENNEDY | 4 | 6.8m | 4.2m (0) | 4.0m (0) | 1:56.10 | 29.59s | 28.19s |
| 10 | PEPPA BLISS | 5 | 9.8m | 11.2m (1) | 4.8m (2) | 1:56.32 | 29.15s | 28.35s |
| 4 | BETTOR CHEER | 6 | 11.2m | 3.2m (1) | 3.4m (1) | 1:56.42 | 29.63s | 28.54s |
| 1 | LIGHTNING BOB | 7 | 12.6m | 8.0m (0) | 7.4m (1) | 1:56.53 | 29.57s | 28.36s |
| 9 | FOREVER A DANCER | 8 | 14.5m | 12.2m (0) | 8.4m (0) | 1:56.67 | 29.34s | 28.42s |
| 5 | MACH DADDY | 9 | 21.9m | 7.0m (1) | 8.6m (2) | 1:57.21 | 29.74s | 28.93s |
| 6 | THE MIGHTY MONDO | 10 | 137.4m | 50.0m (0) | 100.0m (0) | 2:05.71 | 33.25s | 30.60s |

Finish Position and metres gained

First Arrow shows distance gain/loss from 2nd Qtr to 3rd Qtr, Second Arrow shows distance gain/loss from 3rd Qtr to Finish
Blue arrow indicates best gain in these quarters.



Newcastle Race 10 Distance 1609m

Friday, 4 October 2024

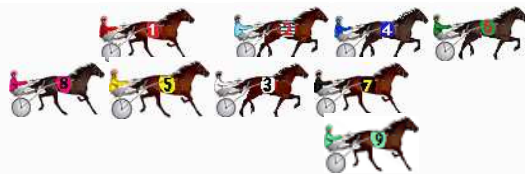

Gross Time: 1:53.40 MileRate: 1:53.40 LeadTime: 0.00s First Qtr: 27.60s Second Qtr: 29.40s Third Qtr: 28.20s Fourth Qtr: 28.20s

DATA TABLE: 800 / 400 Posi's are position from leader and (how wide the horse was at that position)

| No | Horse | Plc | Mar | 800 Posi | 400 Posi | Time | 3rd Qtr | 4th Qt |
|----|------------------|-----|-------|-----------|-----------|---------|---------|--------|
| 4 | WAVETHEBILL | 1 | 0.0m | 4.0m (0) | 4.0m (0) | 1:53.40 | 28.20s | 27.92s |
| 6 | ASHARK | 2 | 2.6m | 0.0m (0) | 0.0m (0) | 1:53.59 | 28.20s | 28.38s |
| 8 | I BREAK THE LINE | 3 | 3.2m | 17.0m (1) | 8.6m (3) | 1:53.64 | 27.61s | 27.82s |
| 3 | MAN FROM BRAAVOS | 4 | 6.3m | 8.8m (1) | 8.0m (1) | 1:53.87 | 28.14s | 28.08s |
| 7 | RICKOSHAY | 5 | 6.6m | 4.8m (1) | 3.6m (1) | 1:53.89 | 28.12s | 28.41s |
| 5 | ROCLEA IMAGE | 6 | 7.7m | 13.0m (1) | 12.0m (1) | 1:53.97 | 28.13s | 27.90s |
| 2 | FIRST STRING | 7 | 8.6m | 8.0m (0) | 8.4m (0) | 1:54.04 | 28.23s | 28.21s |
| 9 | MASTER CATCH | 8 | 16.8m | 4.4m (2) | 9.0m (2) | 1:54.64 | 28.52s | 28.75s |
| 1 | DARK TERROR | 9 | 19.9m | 13.4m (0) | 12.8m (0) | 1:54.87 | 28.16s | 28.70s |

Finish Position and metres gained

First Arrow shows distance gain/loss from 2nd Qtr to 3rd Qtr, Second Arrow shows distance gain/loss from 3rd Qtr to Finish
Blue arrow indicates best gain in these quarters.



800

Visual positions in race at 2nd Quarter



400

Visual positions in race at 3rd Quarter

