

Albury Race 1 Distance 2170m


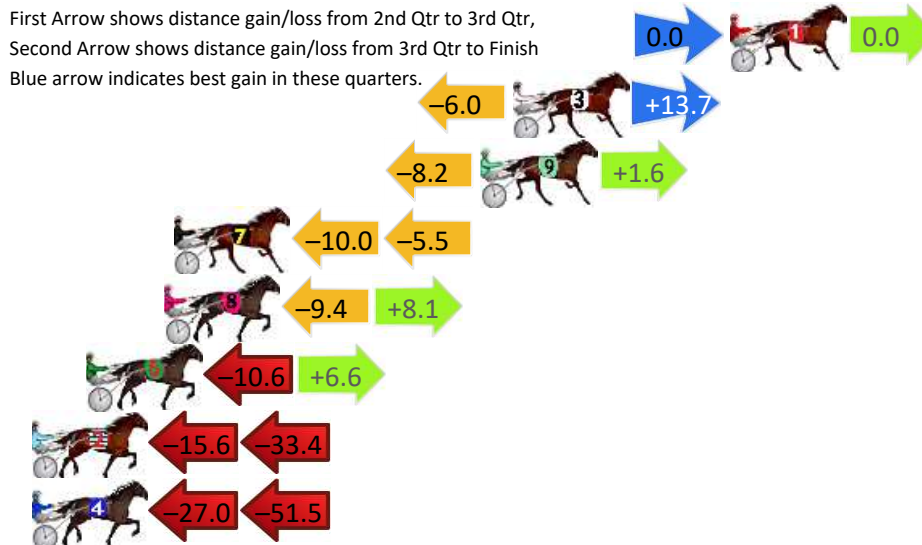
Tuesday, 12 November 2024

Gross Time: 2:40.00 MileRate: 1:58.70 LeadTime: 39.90s First Qtr: 31.30s Second Qtr: 29.30s Third Qtr: 28.50s Fourth Qtr: 31.00s

DATA TABLE: 800 / 400 Posi's are position from leader and (how wide the horse was at that position)

No	Horse	Plc	Mar	800 Posi	400 Posi	Time	3rd Qtr	4th Qt
1	THE EX HORSEIST	1	0.0m	0.0m (0)	0.0m (0)	2:40.00	28.50s	31.00s
3	SHES A WARRAWEE	2	8.7m	16.4m (1)	22.4m (1)	2:40.71	28.99s	29.94s
9	BE GOOD MIKI	3	10.0m	3.4m (1)	11.6m (0)	2:40.81	29.11s	30.88s
7	SNEAK A PEEK	4	22.3m	6.8m (0)	16.8m (0)	2:41.81	29.22s	31.42s
8	ELECTRA GIRL	5	22.7m	21.4m (0)	30.8m (1)	2:41.84	29.22s	30.38s
6	MY MATE BERNIE	6	25.8m	21.8m (1)	32.4m (2)	2:42.09	29.30s	30.49s
2	WHERE YA BIN	7	62.6m	13.6m (0)	29.2m (0)	2:45.07	29.55s	33.57s
4	PLAN CE	8	89.7m	11.2m (1)	38.2m (1)	2:47.27	30.34s	34.97s

Finish Position and metres gained



Albury Race 2 Distance 1770m

Tuesday, 12 November 2024



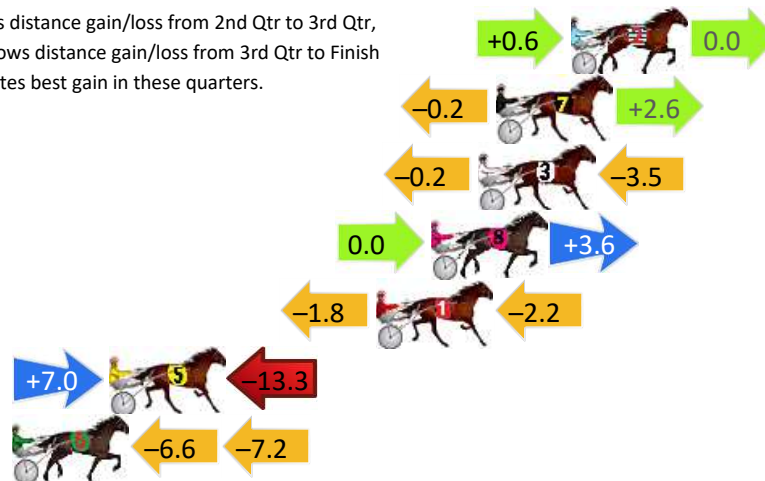
Gross Time: 2:11.80 MileRate: 1:59.80 LeadTime: 11.50s First Qtr: 29.20s Second Qtr: 30.70s Third Qtr: 29.60s Fourth Qtr: 30.80s

DATA TABLE: 800 / 400 Posi's are position from leader and (how wide the horse was at that position)

NoHorse	Plc	Mar	800 Posi	400 Posi	Time	3rd Qtr	4th Qt	
2	OUR CHEEKY DEVIL	1	0.0m	0.6m (1)	0.0m (1)	2:11.80	29.55s	30.80s
7	JUSTCALLIMREX	2	3.0m	5.4m (1)	5.6m (1)	2:12.04	29.62s	30.60s
3	BARWEN STORM	3	3.7m	0.0m (0)	0.2m (0)	2:12.10	29.61s	31.07s
8	SCOTTIE MACH	4	5.6m	9.2m (1)	9.2m (2)	2:12.25	29.61s	30.52s
1	CRACKER MISS	5	7.8m	3.8m (0)	5.6m (0)	2:12.43	29.73s	30.97s
5	OLE CHESTER	6	18.5m	12.2m (2)	5.2m (2)	2:13.29	29.05s	31.82s
6	ABRAHAM	7	22.4m	8.6m (0)	15.2m (0)	2:13.60	30.08s	31.35s

Finish Position and metres gained

First Arrow shows distance gain/loss from 2nd Qtr to 3rd Qtr, Second Arrow shows distance gain/loss from 3rd Qtr to Finish Blue arrow indicates best gain in these quarters.



Albury Race 3 Distance 1770m

Tuesday, 12 November 2024

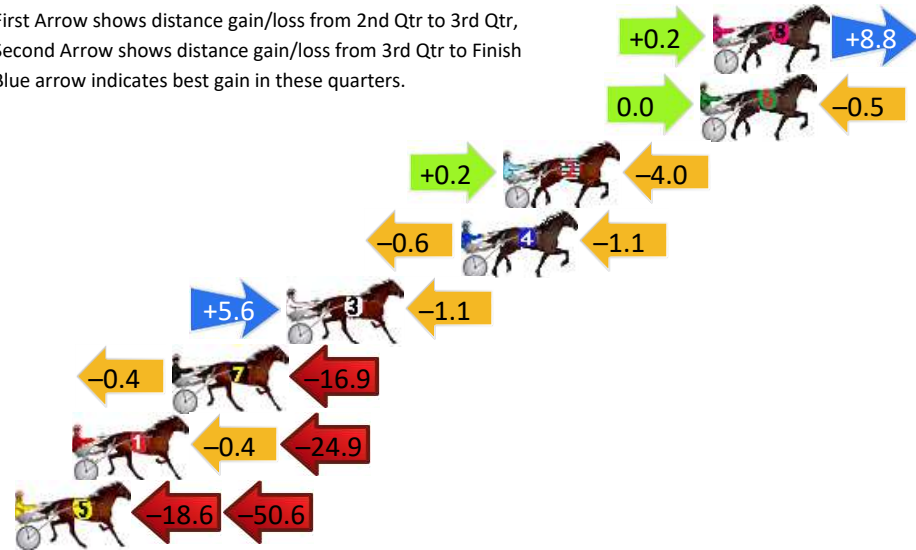
Gross Time: 2:13.30 MileRate: 2:01.20 LeadTime: 12.10s First Qtr: 30.70s Second Qtr: 30.20s Third Qtr: 29.50s Fourth Qtr: 30.80s

DATA TABLE: 800 / 400 Posi's are position from leader and (how wide the horse was at that position)

No	Horse	Plc	Mar	800 Posi	400 Posi	Time	3rd Qtr	4th Qt
8	ROLL THE ACES	1	0.0m	9.0m (1)	8.8m (1)	2:13.30	29.50s	30.13s
6	CRESKO THREEPEAT	2	0.5m	0.0m (1)	0.0m (1)	2:13.34	29.50s	30.84s
2	OUR ROCKY	3	8.4m	4.6m (1)	4.4m (1)	2:13.98	29.48s	31.11s
4	ANGLE DEE JAY	4	10.1m	8.4m (0)	9.0m (0)	2:14.11	29.54s	30.88s
3	A ROCKNROLL STAR	5	17.1m	21.6m (1)	16.0m (1)	2:14.68	29.08s	30.88s
7	BETTERTHANTHEBOYZ	6	21.7m	4.4m (0)	4.8m (0)	2:15.05	29.50s	32.09s
1	WONGALEA MEG	7	25.7m	0.4m (0)	0.8m (0)	2:15.37	29.49s	32.71s
5	PARTY IDEA	8	85.6m	16.4m (1)	35.0m (0)	2:20.20	30.81s	34.67s

Finish Position and metres gained

First Arrow shows distance gain/loss from 2nd Qtr to 3rd Qtr, Second Arrow shows distance gain/loss from 3rd Qtr to Finish Blue arrow indicates best gain in these quarters.



800

Visual positions in race at 2nd Quarter



400

Visual positions in race at 3rd Quarter



Albury Race 4 Distance 1770m

Tuesday, 12 November 2024

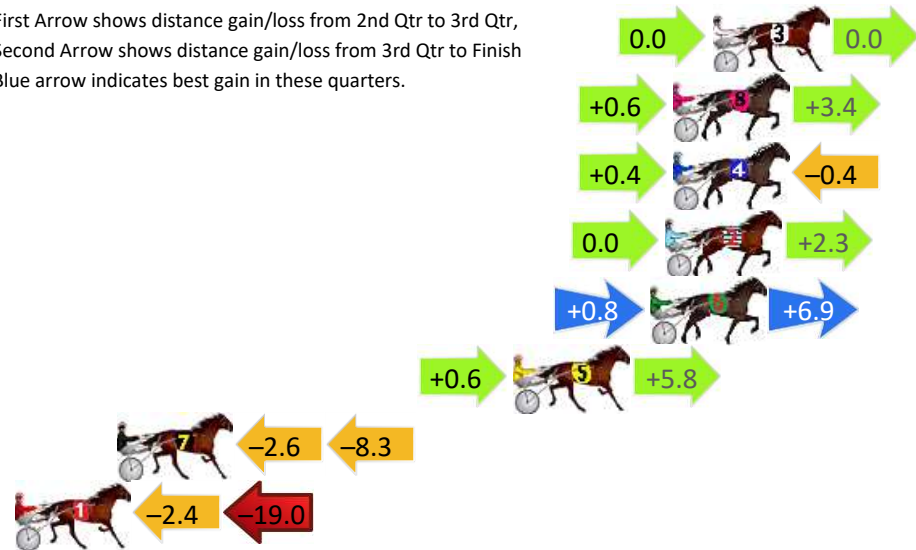
Gross Time: 2:13.70 MileRate: 2:01.60 LeadTime: 11.20s First Qtr: 31.80s Second Qtr: 31.60s Third Qtr: 29.50s Fourth Qtr: 29.60s

DATA TABLE: 800 / 400 Posi's are position from leader and (how wide the horse was at that position)

No	Horse	Plc	Mar	800 Posi	400 Posi	Time	3rd Qtr	4th Qt
3	SPEEDY SPIDA	1	0.0m	0.0m (0)	0.0m (0)	2:13.70	29.50s	29.60s
8	TYABB WONDER	2	1.6m	5.6m (1)	5.0m (1)	2:13.82	29.46s	29.35s
4	SHEZ BETTORS BABE	3	1.6m	1.6m (1)	1.2m (1)	2:13.82	29.47s	29.63s
2	OHHEMMJAY CRESCO	4	1.9m	4.2m (0)	4.2m (0)	2:13.85	29.50s	29.43s
6	MYBOYMYBOY	5	2.5m	10.2m (1)	9.4m (1)	2:13.89	29.44s	29.09s
5	GLAMORS SYMBOL	6	8.0m	14.4m (1)	13.8m (1)	2:14.32	29.46s	29.17s
7	ELLAVA PACER	7	23.9m	13.0m (0)	15.6m (0)	2:15.55	29.69s	30.21s
1	SPECIAL MEANING	8	30.2m	8.8m (0)	11.2m (0)	2:16.04	29.67s	31.00s

Finish Position and metres gained

First Arrow shows distance gain/loss from 2nd Qtr to 3rd Qtr, Second Arrow shows distance gain/loss from 3rd Qtr to Finish
Blue arrow indicates best gain in these quarters.



8
0
0

Visual positions in race at 2nd Quarter



4
0
0

Visual positions in race at 3rd Quarter



Albury Race 5 Distance 1770m

Tuesday, 12 November 2024

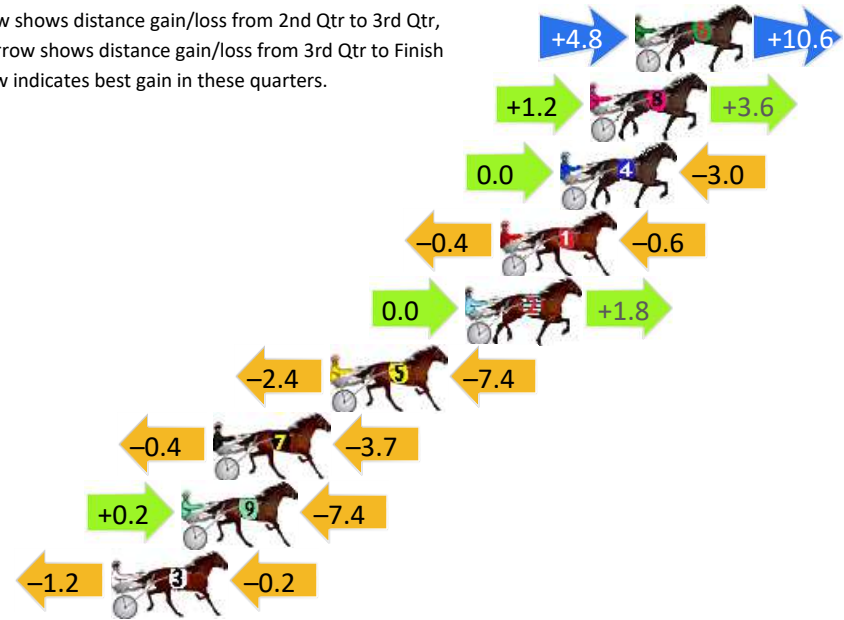
Gross Time: 2:14.90 MileRate: 2:02.60 LeadTime: 11.50s First Qtr: 30.20s Second Qtr: 32.30s Third Qtr: 30.20s Fourth Qtr: 30.70s

DATA TABLE: 800 / 400 Posi's are position from leader and (how wide the horse was at that position)

No	Horse	Plc	Mar	800 Posi	400 Posi	Time	3rd Qtr	4th Qt
6	LACHIES DELIGHT	1	0.0m	15.4m (1)	10.6m (2)	2:14.90	29.84s	29.89s
8	GOODTIME JAZZI	2	1.8m	6.6m (1)	5.4m (2)	2:15.04	30.11s	30.43s
4	CAMNAT	3	3.0m	0.0m (0)	0.0m (0)	2:15.14	30.20s	30.93s
1	SHERMAN	4	5.4m	4.4m (0)	4.8m (0)	2:15.33	30.23s	30.75s
2	MOREARTSTHANCLASS	5	6.8m	8.6m (0)	8.6m (0)	2:15.45	30.20s	30.56s
5	SMILE WITH A GRIN	6	12.2m	2.4m (1)	4.8m (1)	2:15.88	30.38s	31.26s
7	COURTS BLISS	7	16.9m	12.8m (0)	13.2m (0)	2:16.26	30.23s	30.98s
9	ALISKI	8	18.2m	11.0m (1)	10.8m (1)	2:16.36	30.18s	31.26s
3	SMOKIN TALLY	9	21.0m	19.6m (1)	20.8m (1)	2:16.59	30.29s	30.72s

Finish Position and metres gained

First Arrow shows distance gain/loss from 2nd Qtr to 3rd Qtr, Second Arrow shows distance gain/loss from 3rd Qtr to Finish Blue arrow indicates best gain in these quarters.



800

Visual positions in race at 2nd Quarter



400

Visual positions in race at 3rd Quarter



Albury Race 6 Distance 1770m

Tuesday, 12 November 2024

Gross Time: 2:13.60 MileRate: 2:01.40 LeadTime: 11.50s First Qtr: 30.10s Second Qtr: 32.30s Third Qtr: 29.30s Fourth Qtr: 30.40s

DATA TABLE: 800 / 400 Posi's are position from leader and (how wide the horse was at that position)

NoHorse	Plc	Mar	800 Posi	400 Posi	Time	3rd Qtr	4th Qt
8 ALL SO SASSY	1	0.0m	5.2m (2)	0.0m (1)	2:13.60	28.91s	30.40s
3 MELATI BOY	2	0.4m	0.0m (0)	0.4m (0)	2:13.63	29.33s	30.40s
6 NO MORE PROMISES	3	12.5m	13.6m (0)	17.2m (0)	2:14.59	29.57s	30.04s
4 GLAMOUR FOX	4	12.6m	9.4m (1)	9.0m (1)	2:14.60	29.27s	30.67s
1 COMPLICATED	5	22.4m	5.8m (0)	9.0m (0)	2:15.38	29.52s	31.41s
5 JACKS LAST HOO RAA	6	23.0m	2.0m (1)	4.6m (1)	2:15.43	29.47s	31.79s
7 FORGED IN FIRE	7	26.5m	9.8m (0)	13.2m (1)	2:15.71	29.53s	31.41s
9 JOLTED LOVER	8	27.9m	15.0m (1)	17.0m (2)	2:15.82	29.43s	31.22s

Finish Position and metres gained

First Arrow shows distance gain/loss from 2nd Qtr to 3rd Qtr, Second Arrow shows distance gain/loss from 3rd Qtr to Finish Blue arrow indicates best gain in these quarters.

