

Menangle Race 1 Distance 1609m

Tuesday, 12 November 2024




Gross Time: 1:57.90 MileRate: 1:57.90 LeadTime: 0.00s First Qtr: 29.60s Second Qtr: 30.00s Third Qtr: 29.40s Fourth Qtr: 28.90s

DATA TABLE: 800 / 400 Posi's are position from leader and (how wide the horse was at that position)

No	Horse	Plc	Mar	800 Posi	400 Posi	Time	3rd Qtr	4th Qt
6	LOTUS LOUISE	1	0.0m	5.5m (0)	5.2m (1)	1:57.90	29.37s	28.53s
3	SAN JUAN MOUNTAIN	2	1.4m	0.0m (0)	0.0m (0)	1:57.97	29.40s	28.97s
9	JINAN	3	32.1m	38.3m (0)	33.9m (1)	2:00.26	29.05s	28.81s
8	MAJORETTE	4	36.1m	20.8m (0)	26.1m (1)	2:00.56	29.77s	29.67s
4	DONNIE GAL	5	42.3m	11.5m (0)	20.4m (0)	2:01.02	30.04s	30.54s
7	MAJESTIC FUNDS	6	45.4m	45.4m (0)	44.2m (0)	2:01.25	29.28s	29.05s
1	MAROON BELLS	7	51.6m	32.3m (0)	30.9m (0)	2:01.72	29.28s	30.48s
5	SASSY GALLEON	8	204.1m	115.5m (0)	135.8m (0)	2:13.09	30.80s	34.25s

Finish Position and metres gained

First Arrow shows distance gain/loss from 2nd Qtr to 3rd Qtr, Second Arrow shows distance gain/loss from 3rd Qtr to Finish Blue arrow indicates best gain in these quarters.



Menangle Race 2 Distance 2300m

Tuesday, 12 November 2024

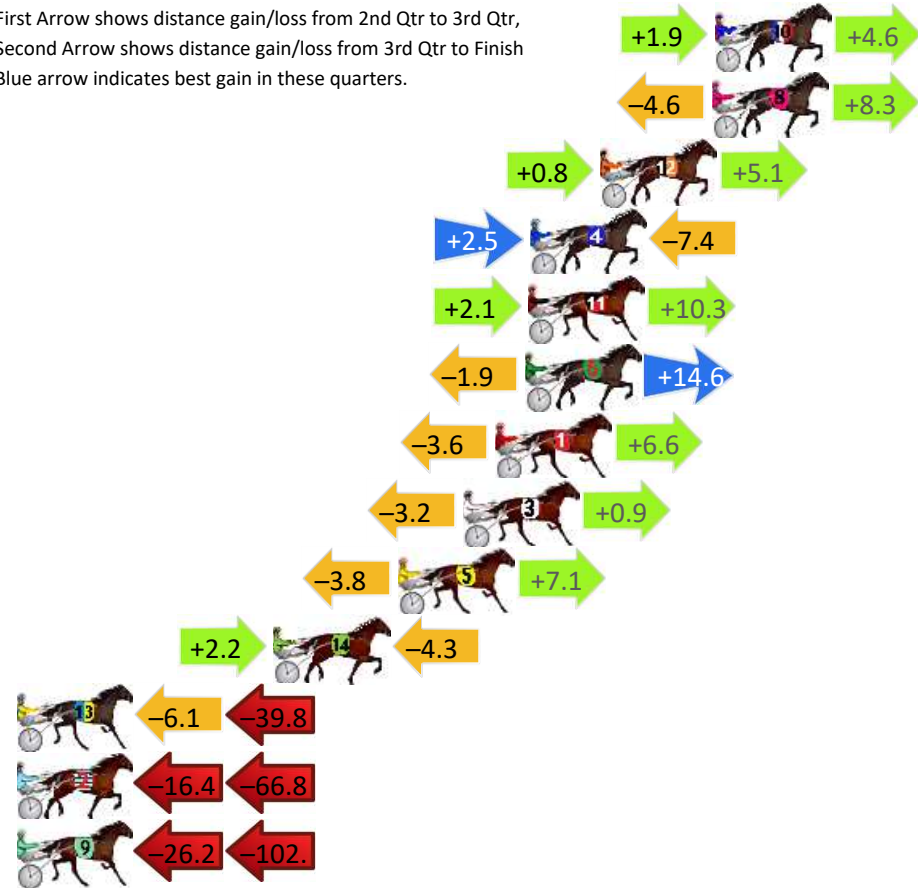
Gross Time: 2:53.90 MileRate: 2:00.10 LeadTime: 53.40s First Qtr: 30.20s Second Qtr: 31.70s Third Qtr: 30.10s Fourth Qtr: 28.50s

DATA TABLE: 800 / 400 Posi's are position from leader and (how wide the horse was at that position)

No	Horse	Plc	Mar	800 Posi	400 Posi	Time	3rd Qtr	4th Qt
10	MY LIGHTNING MCQUEEN	1	0.0m	6.5m (1)	4.6m (1)	2:53.86	29.95s	28.13s
8	VIKSUN	2	0.1m	3.8m (0)	8.4m (1)	2:53.86	30.43s	27.85s
12	CHIEF RUNNINGCLOUD	3	4.6m	10.5m (1)	9.7m (2)	2:54.20	30.02s	28.09s
4	IMPACT STRIDE	4	7.4m	2.5m (1)	0.0m (0)	2:54.41	29.91s	29.01s
11	LAST CLANSMAN	5	7.5m	19.9m (1)	17.8m (1)	2:54.42	29.91s	27.73s
6	SHOULD BEABARCA	6	7.6m	20.3m (0)	22.2m (1)	2:54.43	30.19s	27.42s
1	VALLEY STAR	7	8.8m	11.8m (0)	15.4m (0)	2:54.51	30.34s	27.99s
3	MELPARK MAGIC	8	10.1m	7.8m (0)	11.0m (0)	2:54.61	30.32s	28.41s
5	DAIMYO	9	12.7m	16.0m (0)	19.8m (0)	2:54.81	30.34s	27.97s
14	THEBESTBOURBON	10	17.7m	15.6m (1)	13.4m (1)	2:55.17	29.91s	28.80s
13	SALUTE STRIDE	11	45.9m	0.0m (0)	6.1m (0)	2:57.28	30.54s	31.44s
2	RAKERO WARRIOR	12	200.3m	117.1m (0)	133.5m (0)	3:08.79	31.06s	33.67s
9	PHARISEE	13	307.3m	178.6m (0)	204.8m (0)	3:16.77	31.66s	36.45s


Finish Position and metres gained

First Arrow shows distance gain/loss from 2nd Qtr to 3rd Qtr, Second Arrow shows distance gain/loss from 3rd Qtr to Finish Blue arrow indicates best gain in these quarters.



Menangle Race 2 Distance 2300m

Tuesday, 12 November 2024



Menangle Race 3 Distance 1609m

Tuesday, 12 November 2024




Gross Time: 1:53.90 MileRate: 1:53.90 LeadTime: 0.00s First Qtr: 28.80s Second Qtr: 29.60s Third Qtr: 28.20s Fourth Qtr: 27.90s

DATA TABLE: 800 / 400 Posi's are position from leader and (how wide the horse was at that position)

No	Horse	Plc	Mar	800 Posi	400 Posi	Time	3rd Qtr	4th Qt
1	MISTER JONES	1	0.0m	0.0m (0)	0.0m (0)	1:53.90	28.20s	27.90s
2	MY ROCK MOVES	2	4.8m	4.6m (0)	4.3m (0)	1:54.27	28.18s	27.97s
3	LOCHART SHARD	3	14.0m	8.9m (0)	9.5m (0)	1:54.95	28.24s	28.29s
4	FRANKIROMAR	4	17.3m	18.6m (0)	12.3m (1)	1:55.19	27.75s	28.34s
8	FLY OVER STATES	5	18.5m	13.4m (0)	14.4m (0)	1:55.28	28.26s	28.28s
9	OJENNY MAY	6	28.6m	32.4m (1)	30.4m (0)	1:56.04	28.05s	27.92s
5	WHAT FOR	7	32.1m	23.4m (0)	21.2m (0)	1:56.30	28.04s	28.82s
6	SUNSHINE KARAMEA	8	37.8m	27.4m (0)	25.8m (0)	1:56.73	28.08s	28.93s
7	ZOLTON	9	37.9m	28.4m (1)	33.1m (2)	1:56.73	28.52s	28.42s
10	RUM DELIGHT	10	43.0m	23.2m (1)	29.5m (1)	1:57.11	28.63s	29.06s

Finish Position and metres gained

First Arrow shows distance gain/loss from 2nd Qtr to 3rd Qtr, Second Arrow shows distance gain/loss from 3rd Qtr to Finish
Blue arrow indicates best gain in these quarters.



Menangle Race 4 Distance 1609m

Tuesday, 12 November 2024



Gross Time: 1:54.30 MileRate: 1:54.30 LeadTime: 0.00s First Qtr: 28.80s Second Qtr: 29.40s Third Qtr: 28.20s Fourth Qtr: 27.90s

DATA TABLE: 800 / 400 Posi's are position from leader and (how wide the horse was at that position)

No	Horse	Plc	Mar	800 Posi	400 Posi	Time	3rd Qtr	4th Qt
5	DOLCE DRAMA	1	0.0m	11.5m (1)	11.5m (3)	1:54.30	28.19s	27.10s
2	KEILOR BABY SHARK	2	2.7m	0.0m (0)	0.0m (0)	1:54.48	28.20s	28.08s
7	FAY IRENE	3	3.0m	3.0m (1)	2.5m (1)	1:54.50	28.17s	27.93s
4	WEAREALLALONE	4	8.4m	7.5m (1)	7.3m (2)	1:54.91	28.18s	28.00s
1	GET UP BETTY	5	8.6m	4.0m (0)	4.0m (0)	1:54.92	28.20s	28.24s
8	ELOUISA DALE	6	8.6m	15.5m (1)	15.5m (3)	1:54.93	28.19s	27.45s
3	SKYE MARY MAC	7	11.7m	8.0m (0)	9.8m (0)	1:55.15	28.32s	28.07s
9	MINI MINE YET	8	12.1m	19.5m (1)	19.8m (3)	1:55.18	28.21s	27.40s

Finish Position and metres gained

First Arrow shows distance gain/loss from 2nd Qtr to 3rd Qtr, Second Arrow shows distance gain/loss from 3rd Qtr to Finish Blue arrow indicates best gain in these quarters.



800

Visual positions in race at 2nd Quarter



400

Visual positions in race at 3rd Quarter



Menangle Race 5 Distance 1609m

Tuesday, 12 November 2024


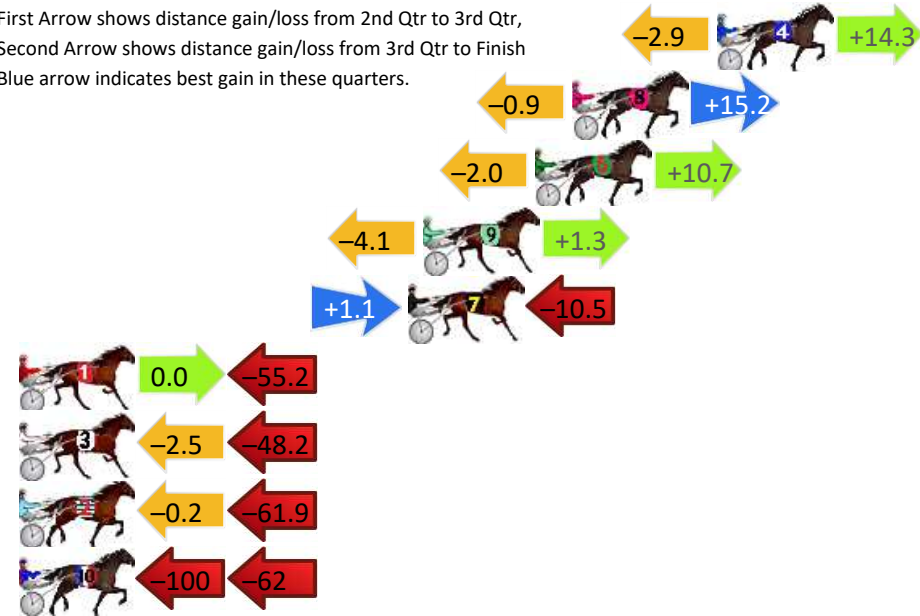
Gross Time: 1:54.70 MileRate: 1:54.70 LeadTime: 0.00s First Qtr: 28.80s Second Qtr: 29.20s Third Qtr: 27.80s Fourth Qtr: 28.90s

DATA TABLE: 800 / 400 Posi's are position from leader and (how wide the horse was at that position)

No	Horse	Plc	Mar	800 Posi	400 Posi	Time	3rd Qtr	4th Qt
4	KNIGHT WALKER	1	0.0m	11.4m (1)	14.3m (2)	1:54.70	28.02s	27.89s
8	DOUBLE SAID	2	5.8m	20.1m (1)	21.0m (3)	1:55.14	27.89s	27.86s
6	GIMME A REASON	3	7.3m	16.0m (1)	18.0m (2)	1:55.26	27.96s	28.19s
9	AGIFTFROMTHEANGELS	4	11.8m	9.0m (0)	13.1m (0)	1:55.59	28.10s	28.87s
7	MONTEFIORE	5	12.4m	3.0m (1)	1.9m (1)	1:55.63	27.73s	29.70s
1	EYEKNOW	6	55.2m	0.0m (0)	0.0m (0)	1:58.82	27.80s	33.02s
3	CHELSAVA ANGEL	7	58.1m	7.4m (1)	9.9m (1)	1:59.04	27.99s	32.55s
2	SAPPHIRESNDIAMONDS	8	66.5m	4.4m (0)	4.6m (0)	1:59.67	27.82s	33.55s
10	COURAGE OF MONTANA	9	189.5m	28.2m (1)	127.6m (1)	2:08.84	34.85s	34.05s

Finish Position and metres gained

First Arrow shows distance gain/loss from 2nd Qtr to 3rd Qtr, Second Arrow shows distance gain/loss from 3rd Qtr to Finish
Blue arrow indicates best gain in these quarters.



Menangle Race 6 Distance 1609m

Tuesday, 12 November 2024


Gross Time: 1:54.00 MileRate: 1:54.00 LeadTime: 0.00s First Qtr: 28.50s Second Qtr: 30.30s Third Qtr: 28.20s Fourth Qtr: 27.00s

DATA TABLE: 800 / 400 Posi's are position from leader and (how wide the horse was at that position)

No	Horse	Plc	Mar	800 Posi	400 Posi	Time	3rd Qtr	4th Qt
10	DOUBLE FEAR	1	0.0m	2.7m (1)	0.0m (1)	1:54.00	28.01s	27.00s
8	GUILTY PARTY	2	3.6m	15.8m (1)	14.8m (2)	1:54.25	28.11s	26.24s
5	MAJOR JAROD	3	11.5m	0.0m (0)	2.7m (0)	1:54.84	28.39s	27.65s
6	KISSMELVIS	4	15.3m	7.3m (1)	6.0m (2)	1:55.13	28.11s	27.72s
4	PARALLEL	5	16.9m	11.5m (1)	10.2m (1)	1:55.24	28.09s	27.54s
7	FIRE AND SWORD	6	17.6m	12.3m (0)	14.0m (1)	1:55.28	28.30s	27.32s
3	STEALTH BOMBA	7	20.5m	8.3m (0)	9.7m (0)	1:55.51	28.29s	27.84s
2	LETS TURN IT ON	8	29.8m	4.3m (0)	5.3m (1)	1:56.20	28.26s	28.84s


Finish Position and metres gained

First Arrow shows distance gain/loss from 2nd Qtr to 3rd Qtr, Second Arrow shows distance gain/loss from 3rd Qtr to Finish Blue arrow indicates best gain in these quarters.



8
0
0

Visual positions in race at 2nd Quarter



4
0
0

Visual positions in race at 3rd Quarter



Menangle Race 7 Distance 1609m

Tuesday, 12 November 2024


Gross Time: 1:52.80 MileRate: 1:52.80 LeadTime: 0.00s First Qtr: 27.60s Second Qtr: 28.60s Third Qtr: 28.00s Fourth Qtr: 28.60s

DATA TABLE: 800 / 400 Posi's are position from leader and (how wide the horse was at that position)

No	Horse	Plc	Mar	800 Posi	400 Posi	Time	3rd Qtr	4th Qt
10	BAINBRIDGE	1	0.0m	20.8m (1)	19.7m (2)	1:52.80	27.94s	27.21s
9	HAS THE COURAGE	2	0.5m	16.2m (1)	15.8m (1)	1:52.80	27.99s	27.49s
6	SURF ACE	3	3.2m	0.0m (0)	0.0m (0)	1:52.99	28.00s	28.79s
7	CORBIE STUMBLER	4	5.3m	8.2m (1)	7.8m (2)	1:53.15	27.98s	28.40s
1	CAPTAIN BLOOD	5	6.1m	9.2m (0)	10.5m (0)	1:53.20	28.10s	28.26s
5	ROLL WITH SLOY	6	6.3m	4.1m (1)	3.6m (1)	1:53.22	27.97s	28.77s
8	PORT AU PRINCE	7	10.2m	12.2m (1)	11.9m (1)	1:53.51	27.99s	28.48s
3	NICK OF TIME	8	13.2m	4.3m (0)	6.5m (0)	1:53.73	28.16s	29.07s
4	LOUTENANT	9	15.4m	13.2m (0)	14.8m (0)	1:53.90	28.12s	28.66s

Finish Position and metres gained

First Arrow shows distance gain/loss from 2nd Qtr to 3rd Qtr, Second Arrow shows distance gain/loss from 3rd Qtr to Finish
Blue arrow indicates best gain in these quarters.



800

Visual positions in race at 2nd Quarter



400

Visual positions in race at 3rd Quarter

