

# Tamworth Race 1 Distance 1609m

Thursday, 14 November 2024

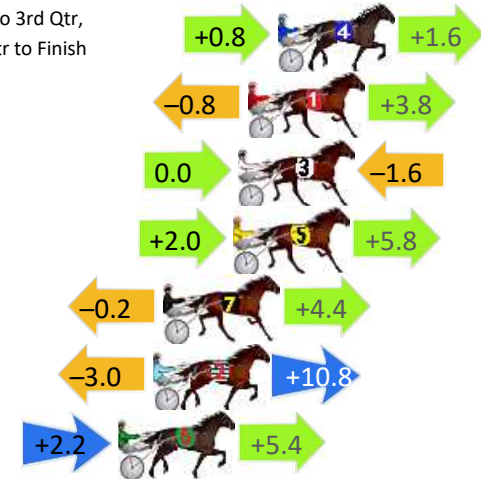
Gross Time: 1:59.40 MileRate: 1:59.40 LeadTime: 0.00s First Qtr: 29.30s Second Qtr: 31.00s Third Qtr: 28.80s Fourth Qtr: 30.20s

DATA TABLE: 800 / 400 Posi's are position from leader and (how wide the horse was at that position)

No	Horse	Plc	Mar	800 Posi	400 Posi	Time	3rd Qtr	4th Qt
4	OAK RIDGE	1	0.0m	2.4m (1)	1.6m (1)	1:59.40	28.74s	30.08s
1	SYNCOPATED SHUFFLE	2	1.2m	4.2m (0)	5.0m (0)	1:59.49	28.87s	29.91s
3	RIPPIN AN TWISTIN	3	1.6m	0.0m (0)	0.0m (0)	1:59.53	28.80s	30.32s
5	HAVEUCHECKEDHIM OUT	4	1.8m	9.6m (1)	7.6m (1)	1:59.54	28.66s	29.76s
7	MACEDES	5	4.6m	8.8m (0)	9.0m (0)	1:59.76	28.82s	29.87s
2	MOONLIGHT RIVER	6	5.0m	12.8m (0)	15.8m (0)	1:59.80	29.04s	29.39s
6	WHENS LUNCH	7	6.4m	14.0m (1)	11.8m (1)	1:59.91	28.65s	29.79s
8	DELDARCIA	8	117.5m	18.0m (0)	40.0m (0)	2:08.69	30.28s	36.02s

## Finish Position and metres gained

First Arrow shows distance gain/loss from 2nd Qtr to 3rd Qtr, Second Arrow shows distance gain/loss from 3rd Qtr to Finish  
Blue arrow indicates best gain in these quarters.



800

Visual positions in race at 2nd Quarter



400

Visual positions in race at 3rd Quarter



# Tamworth Race 2 Distance 1980m

Thursday, 14 November 2024


Gross Time: 2:26.10 MileRate: 1:58.80 LeadTime: 27.60s First Qtr: 31.90s Second Qtr: 30.30s Third Qtr: 27.60s Fourth Qtr: 28.70s

DATA TABLE: 800 / 400 Posi's are position from leader and (how wide the horse was at that position)

No	Horse	Plc	Mar	800 Posi	400 Posi	Time	3rd Qtr	4th Qt
3	GROSSO NASO	1	0.0m	0.0m (0)	0.0m (0)	2:26.10	27.60s	28.70s
8	LACHIES GAMBLE	2	19.6m	11.4m (1)	17.6m (3)	2:27.58	28.03s	28.84s
9	OUR ULTIMATE LUKA	3	26.6m	15.8m (1)	22.4m (2)	2:28.10	28.06s	29.00s
5	DANCEBYTHESEASIDE	4	28.7m	7.4m (1)	17.0m (2)	2:28.26	28.26s	29.53s
10	MUDDY MONTANA	5	41.5m	19.8m (1)	29.6m (1)	2:29.23	28.27s	29.55s
1	SPOOKY ART	6	43.6m	9.6m (0)	19.2m (0)	2:29.39	28.24s	30.44s
7	GOODTIME HALO	7	51.7m	14.0m (0)	27.0m (0)	2:30.00	28.48s	30.46s
6	MAKE MINE BETTOR	8	53.9m	3.2m (1)	16.0m (1)	2:30.16	28.44s	31.40s
2	SWEET VALERIA	9	55.9m	4.0m (0)	13.4m (0)	2:30.31	28.20s	31.73s
4	SUSIEQ SHANNON	10	190.6m	25.0m (0)	80.0m (0)	2:40.46	31.30s	36.59s

## Finish Position and metres gained

First Arrow shows distance gain/loss from 2nd Qtr to 3rd Qtr, Second Arrow shows distance gain/loss from 3rd Qtr to Finish. Blue arrow indicates best gain in these quarters.



800

Visual positions in race at 2nd Quarter



400

Visual positions in race at 3rd Quarter



Sectional Analysis Software  
Not just form | Free Trial



www.facebook.com/PJHarnessRacing

RISE Digital, Harness Racing Australia nor the provider accepts any responsibility for the completeness or accuracy of any of the information contained herein, and makes no representations about its suitability for any particular purpose. Users should make their own judgements about those matters and/or seek independent advice. You assume all risks associated with use of data provided on this page

# Tamworth Race 3 Distance 1609m

Thursday, 14 November 2024

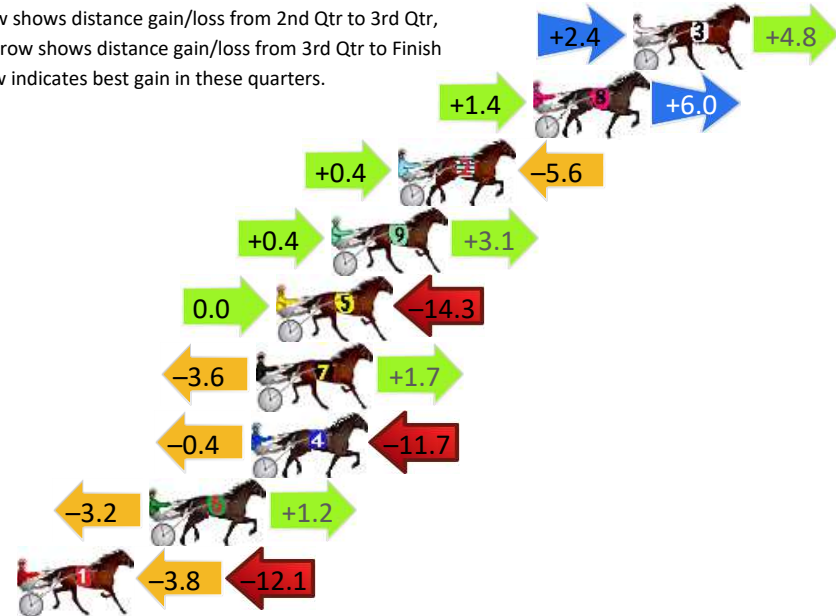
Gross Time: 1:59.30 MileRate: 1:59.30 LeadTime: 0.00s First Qtr: 29.70s Second Qtr: 30.10s Third Qtr: 29.70s Fourth Qtr: 29.80s

DATA TABLE: 800 / 400 Posi's are position from leader and (how wide the horse was at that position)

NoHorse	Plc	Mar	800 Posi	400 Posi	Time	3rd Qtr	4th Qt
3 REMEMBER BUBBLES	1	0.0m	7.2m (1)	4.8m (2)	1:59.30	29.52s	29.44s
8 LOOKAT MEE	2	4.0m	11.4m (1)	10.0m (2)	1:59.61	29.60s	29.36s
2 JUST TOMMY	3	9.4m	4.2m (0)	3.8m (0)	2:00.03	29.67s	30.21s
9 CAESARS ROCKSTAR	4	12.1m	15.6m (1)	15.2m (1)	2:00.24	29.67s	29.57s
5 HOT EMBERS	5	14.3m	0.0m (0)	0.0m (0)	2:00.42	29.70s	30.86s
7 LADY PEBBLES	6	15.1m	13.2m (0)	16.8m (0)	2:00.48	29.97s	29.67s
4 IAM THE JOKER	7	15.3m	3.2m (1)	3.6m (1)	2:00.49	29.73s	30.67s
6 DONT TELL DOROTHY	8	19.4m	17.4m (0)	20.6m (1)	2:00.81	29.94s	29.71s
1 DARK SIDE	9	24.7m	8.8m (0)	12.6m (0)	2:01.23	29.98s	30.70s

## Finish Position and metres gained

First Arrow shows distance gain/loss from 2nd Qtr to 3rd Qtr, Second Arrow shows distance gain/loss from 3rd Qtr to Finish Blue arrow indicates best gain in these quarters.



800

Visual positions in race at 2nd Quarter



400

Visual positions in race at 3rd Quarter



# Tamworth Race 4 Distance 1609m

Thursday, 14 November 2024

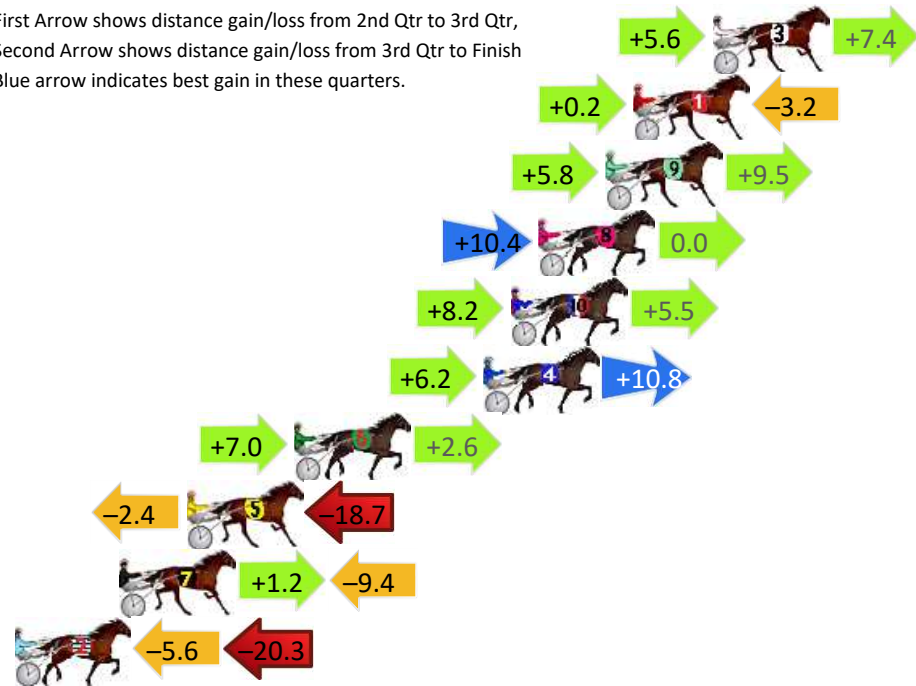
Gross Time: 1:59.30 MileRate: 1:59.30 LeadTime: 0.00s First Qtr: 29.70s Second Qtr: 29.10s Third Qtr: 29.50s Fourth Qtr: 31.00s

DATA TABLE: 800 / 400 Posi's are position from leader and (how wide the horse was at that position)

No	Horse	Plc	Mar	800 Posi	400 Posi	Time	3rd Qtr	4th Qt
3	UNCLE GREGORY	1	0.0m	13.0m (1)	7.4m (2)	1:59.30	29.09s	30.43s
1	HEY DUDE	2	3.2m	0.2m (0)	0.0m (0)	1:59.56	29.48s	31.25s
9	ZACHAROONI	3	4.3m	19.6m (0)	13.8m (1)	1:59.65	29.08s	30.27s
8	BENJIMAGEE	4	7.0m	17.4m (1)	7.0m (3)	1:59.87	28.72s	31.00s
10	SAFE JEWELS	5	8.1m	21.8m (1)	13.6m (2)	1:59.96	28.89s	30.58s
4	TASMANS DELIGHT	6	9.2m	26.2m (1)	20.0m (2)	2:00.05	29.05s	30.17s
6	STILTON	7	16.8m	26.4m (0)	19.4m (1)	2:00.66	28.98s	30.80s
5	MY TWO EVES	8	21.1m	0.0m (1)	2.4m (1)	2:01.01	29.65s	32.44s
7	FUNNILY ENOUGH	9	23.8m	15.6m (0)	14.4m (0)	2:01.23	29.39s	31.72s
2	MIDAS SHANNON	10	30.3m	4.4m (1)	10.0m (1)	2:01.76	29.88s	32.56s

## Finish Position and metres gained

First Arrow shows distance gain/loss from 2nd Qtr to 3rd Qtr, Second Arrow shows distance gain/loss from 3rd Qtr to Finish  
Blue arrow indicates best gain in these quarters.



Visual positions in race at 2nd Quarter



Visual positions in race at 3rd Quarter





# Tamworth Race 5 Distance 1609m

Thursday, 14 November 2024

Gross Time: 1:57.40 MileRate: 1:57.40 LeadTime: 0.00s First Qtr: 29.00s Second Qtr: 30.80s Third Qtr: 28.50s Fourth Qtr: 29.10s

DATA TABLE: 800 / 400 Posi's are position from leader and (how wide the horse was at that position)

NoHorse	Plc	Mar	800 Posi	400 Posi	Time	3rd Qtr	4th Qt
1 SLINGSHOT	1	0.0m	0.0m (0)	0.0m (0)	1:57.40	28.50s	29.10s
2 TERROR FLYING	2	4.2m	4.0m (0)	4.0m (0)	1:57.72	28.50s	29.11s
5 BE GOOD BENNY	3	15.6m	13.4m (1)	16.6m (1)	1:58.59	28.73s	29.03s
10 ZOEMAGIC	4	15.6m	12.4m (0)	14.0m (0)	1:58.59	28.61s	29.22s
6 KARALTA COURAGE	5	18.2m	4.6m (1)	6.4m (2)	1:58.79	28.62s	29.95s
4 MIDNIGHT IN MEMPHIS	6	21.4m	0.4m (1)	3.8m (1)	1:59.03	28.73s	30.37s
9 IN CHEVRON WE TRUST	7	23.3m	9.2m (1)	13.6m (2)	1:59.18	28.81s	29.80s
8 MONTANA NIGHTS	8	28.4m	7.8m (0)	10.4m (1)	1:59.57	28.67s	30.40s
3 BARRYS BROTHER	9	81.3m	17.0m (0)	32.4m (0)	2:03.61	29.57s	32.64s

## Finish Position and metres gained

First Arrow shows distance gain/loss from 2nd Qtr to 3rd Qtr, Second Arrow shows distance gain/loss from 3rd Qtr to Finish Blue arrow indicates best gain in these quarters.



800

Visual positions in race at 2nd Quarter



400

Visual positions in race at 3rd Quarter





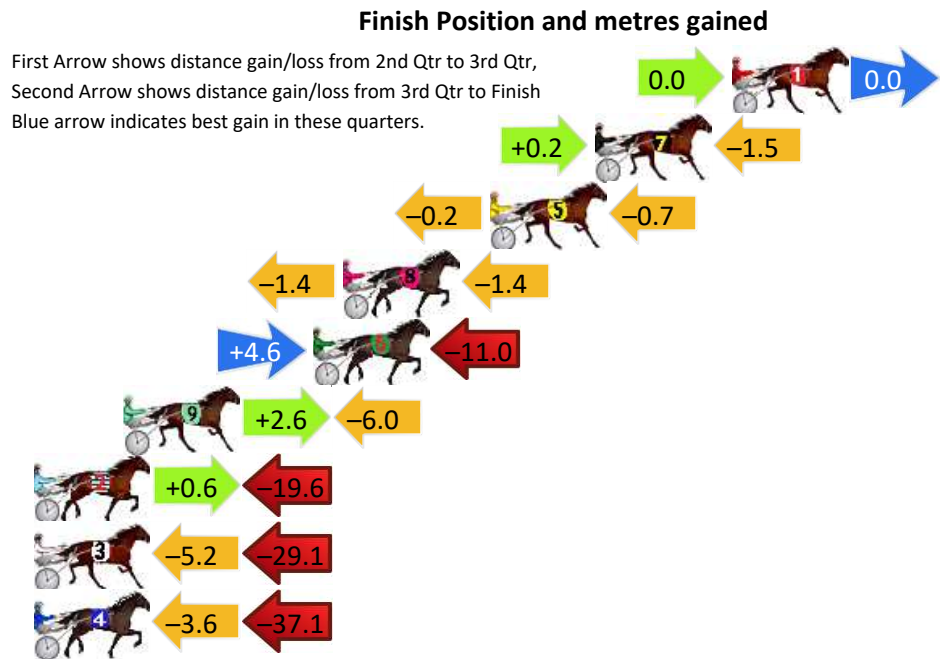
# Tamworth Race 6 Distance 1609m

Thursday, 14 November 2024

Gross Time: 1:57.40 MileRate: 1:57.40 LeadTime: 0.00s First Qtr: 27.80s Second Qtr: 31.70s Third Qtr: 29.20s Fourth Qtr: 28.80s

DATA TABLE: 800 / 400 Posi's are position from leader and (how wide the horse was at that position)

No	Horse	Plc	Mar	800 Posi	400 Posi	Time	3rd Qtr	4th Qt
1	KATASTROPHEE	1	0.0m	0.0m (0)	0.0m (0)	1:57.40	29.20s	28.80s
7	BOOKER BAY	2	5.5m	4.2m (0)	4.0m (0)	1:57.82	29.19s	28.91s
5	SONOFABET	3	9.7m	8.8m (0)	9.0m (0)	1:58.13	29.21s	28.85s
8	WHATA TERROR	4	15.6m	12.8m (0)	14.2m (0)	1:58.58	29.30s	28.90s
6	ANTETOKOUNMPO	5	16.8m	10.4m (1)	5.8m (2)	1:58.67	28.87s	29.59s
9	MISTER ARTIKULATE	6	24.4m	21.0m (1)	18.4m (1)	1:59.24	29.02s	29.23s
2	MAJOR GENERALJUJON	7	34.6m	15.6m (1)	15.0m (3)	2:00.02	29.17s	30.20s
3	FLIRTS DIVA	8	40.5m	6.2m (1)	11.4m (2)	2:00.46	29.59s	30.88s
4	JOHNNY DEE	9	42.7m	2.0m (1)	5.6m (1)	2:00.63	29.48s	31.46s



# Tamworth Race 7 Distance 1980m

Thursday, 14 November 2024


Gross Time: 2:27.30 MileRate: 1:59.80 LeadTime: 26.70s First Qtr: 30.80s Second Qtr: 29.40s Third Qtr: 28.90s Fourth Qtr: 31.50s

DATA TABLE: 800 / 400 Posi's are position from leader and (how wide the horse was at that position)

No	Horse	Plc	Mar	800 Posi	400 Posi	Time	3rd Qtr	4th Qt
4	NIGHTWATCH STAR	1	0.0m	0.0m (0)	0.0m (0)	2:27.30	28.90s	31.50s
10	QUEENHIGH FLUSH	1	0.0m	16.0m (1)	13.6m (2)	2:27.30	28.76s	30.43s
8	COBLA ROYALE	3	0.8m	6.4m (1)	6.8m (1)	2:27.37	28.95s	31.03s
7	SMOLENSKI	4	3.3m	11.0m (1)	9.2m (2)	2:27.57	28.78s	31.04s
2	IDEAL HEAVEN	5	14.1m	10.0m (0)	15.0m (1)	2:28.46	29.28s	31.43s
9	KRAFTY CANDY	6	19.0m	2.0m (1)	2.4m (1)	2:28.86	28.88s	32.80s
6	MONELLINA	7	19.2m	22.6m (1)	25.8m (1)	2:28.88	29.16s	30.98s
3	SHEZA LENNY	8	26.2m	6.0m (0)	11.0m (0)	2:29.46	29.23s	32.69s
1	THREE PARTS GREY	9	39.8m	15.0m (0)	21.6m (0)	2:30.58	29.34s	32.93s
5	LISASPANGLEDSTAR	10	55.8m	25.0m (0)	29.6m (0)	2:31.89	29.16s	33.55s


## Finish Position and metres gained

First Arrow shows distance gain/loss from 2nd Qtr to 3rd Qtr, Second Arrow shows distance gain/loss from 3rd Qtr to Finish Blue arrow indicates best gain in these quarters.



800

Visual positions in race at 2nd Quarter



400

Visual positions in race at 3rd Quarter





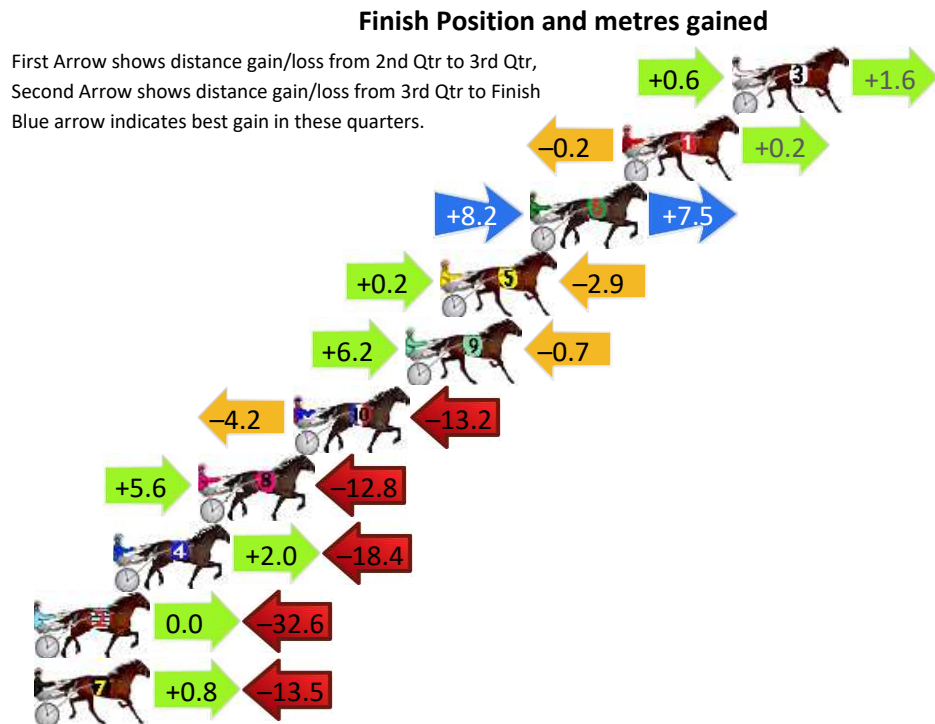
# Tamworth Race 8 Distance 1980m

Thursday, 14 November 2024

Gross Time: 2:27.20 MileRate: 1:59.70 LeadTime: 25.10s First Qtr: 30.40s Second Qtr: 32.20s Third Qtr: 29.00s Fourth Qtr: 30.50s

DATA TABLE: 800 / 400 Posi's are position from leader and (how wide the horse was at that position)

NoHorse	Plc	Mar	800 Posi	400 Posi	Time	3rd Qtr	4th Qt
3 RAINBOW JET	1	0.0m	2.2m (1)	1.6m (1)	2:27.20	28.96s	30.38s
1 ADRENALINE RUSH	2	4.4m	4.4m (0)	4.6m (0)	2:27.55	29.02s	30.48s
6 OUTLOOK	3	8.1m	23.8m (1)	15.6m (1)	2:27.85	28.41s	29.93s
5 LIMOUSINE CHEEKY	4	11.7m	9.0m (0)	8.8m (0)	2:28.13	28.98s	30.72s
9 ROLAMAX	5	13.1m	18.6m (1)	12.4m (2)	2:28.25	28.54s	30.55s
10 CATCHINGCONFIDENCE	6	17.6m	0.2m (2)	4.4m (2)	2:28.60	29.29s	31.50s
8 SAINT KARAMARA	7	21.4m	14.2m (1)	8.6m (2)	2:28.91	28.56s	31.47s
4 THE IRISH EAGLE	8	24.8m	8.4m (1)	6.4m (1)	2:29.18	28.82s	31.90s
2 TISBURY ROCKS	9	32.6m	0.0m (0)	0.0m (0)	2:29.80	28.94s	32.97s
7 MY ULTIMATE COSSIE	10	32.7m	20.0m (0)	19.2m (0)	2:29.81	28.92s	31.52s





# Tamworth Race 9 Distance 1980m

Thursday, 14 November 2024

Gross Time: 2:25.00 MileRate: 1:57.90 LeadTime: 25.50s First Qtr: 29.20s Second Qtr: 29.10s Third Qtr: 30.10s Fourth Qtr: 31.10s

DATA TABLE: 800 / 400 Posi's are position from leader and (how wide the horse was at that position)

No	Horse	Plc	Mar	800 Posi	400 Posi	Time	3rd Qtr	4th Qt
5	SUPERBON	1	0.0m	6.0m (1)	2.4m (1)	2:25.00	29.83s	30.91s
3	PARATROUPER	2	1.3m	0.0m (0)	0.0m (0)	2:25.11	30.10s	31.20s
8	BOYZHAVTIME	3	3.0m	10.2m (1)	9.2m (1)	2:25.24	30.03s	30.62s
10	ROCK FISHERMAN	4	9.7m	14.4m (1)	11.8m (2)	2:25.79	29.90s	30.94s
2	UNSULLY	5	13.0m	8.6m (0)	15.4m (1)	2:26.06	30.62s	30.91s
6	FAR OUT RINGO	6	14.9m	22.6m (1)	17.8m (2)	2:26.21	29.74s	30.88s
9	COLBY	7	37.2m	1.6m (1)	6.0m (0)	2:28.02	30.40s	33.51s
4	FOREVER A DANCER	8	68.2m	31.8m (1)	41.8m (1)	2:30.55	30.83s	33.14s
1	CARMELITE	9	77.0m	4.6m (0)	23.6m (0)	2:31.26	31.48s	35.23s
7	RUNFROMTERROR	10	136.0m	27.0m (0)	75.0m (0)	2:36.06	33.68s	35.82s

## Finish Position and metres gained

First Arrow shows distance gain/loss from 2nd Qtr to 3rd Qtr, Second Arrow shows distance gain/loss from 3rd Qtr to Finish Blue arrow indicates best gain in these quarters.

