

Parkes Race 1 Distance 1660m

Friday, 15 November 2024




Gross Time: 2:01.60 MileRate: 1:57.90 LeadTime: 4.80s First Qtr: 28.80s Second Qtr: 29.10s Third Qtr: 29.50s Fourth Qtr: 29.40s

DATA TABLE: 800 / 400 Posi's are position from leader and (how wide the horse was at that position)

| No | Horse | Plc | Mar | 800 Posi | 400 Posi | Time | 3rd Qtr | 4th Qt |
|----|--------------------|-----|-------|-----------|-----------|---------|---------|--------|
| 8 | STUDLEIGH STARLITE | 1 | 0.0m | 16.6m (0) | 9.2m (1) | 2:01.60 | 28.96s | 28.73s |
| 7 | CRAZY SHIPPO | 2 | 20.8m | 11.0m (1) | 2.8m (1) | 2:03.20 | 28.90s | 30.72s |
| 1 | SEEMESHINEYHEELS | 3 | 24.2m | 11.4m (0) | 6.0m (0) | 2:03.47 | 29.11s | 30.73s |
| 3 | HARLEY JAMES | 4 | 24.2m | 24.2m (0) | 13.2m (0) | 2:03.47 | 28.70s | 30.20s |
| 6 | SPEEDY SPORT | 5 | 26.2m | 28.4m (0) | 18.6m (0) | 2:03.62 | 28.78s | 29.96s |
| 9 | NIKALONG MINT | 6 | 29.6m | 27.4m (1) | 20.2m (2) | 2:03.88 | 28.97s | 30.09s |
| 10 | WHATABOUTBRONS ON | 7 | 31.3m | 32.4m (1) | 25.2m (2) | 2:04.01 | 28.97s | 29.85s |
| 2 | LIZZADRO | 8 | 33.0m | 22.2m (1) | 21.2m (1) | 2:04.14 | 29.43s | 30.26s |
| 5 | BATED BREATH | 9 | 47.5m | 16.0m (1) | 16.2m (1) | 2:05.26 | 29.52s | 31.69s |
| 4 | KUDOS MASON | 10 | 48.0m | 0.0m (0) | 0.0m (0) | 2:05.30 | 29.51s | 32.91s |

Finish Position and metres gained

First Arrow shows distance gain/loss from 2nd Qtr to 3rd Qtr, Second Arrow shows distance gain/loss from 3rd Qtr to Finish
Blue arrow indicates best gain in these quarters



Parkes Race 2 Distance 1660m

Friday, 15 November 2024


Gross Time: 2:02.80 MileRate: 1:59.10 LeadTime: 3.70s First Qtr: 30.20s Second Qtr: 29.20s Third Qtr: 29.50s Fourth Qtr: 30.20s

DATA TABLE: 800 / 400 Posi's are position from leader and (how wide the horse was at that position)

| No | Horse | Plc | Mar | 800 Posi | 400 Posi | Time | 3rd Qtr | 4th Qt |
|----|--------------------|-----|-------|-----------|-----------|---------|---------|--------|
| 1 | MILLIONDOLLAR KISS | 1 | 0.0m | 0.0m (0) | 0.0m (0) | 2:02.80 | 29.50s | 30.20s |
| 6 | JOES REDEMPTION | 2 | 3.8m | 6.2m (1) | 8.0m (2) | 2:03.10 | 29.64s | 29.88s |
| 9 | TULHURST WRITER | 3 | 4.3m | 23.0m (2) | 2.2m (2) | 2:03.14 | 27.95s | 30.36s |
| 7 | MITTYS THREE ACES | 4 | 4.4m | 4.8m (0) | 6.4m (0) | 2:03.15 | 29.62s | 30.05s |
| 8 | RIVERINA FLASH | 5 | 7.9m | 2.2m (1) | 1.2m (1) | 2:03.42 | 29.42s | 30.70s |
| 5 | BURRABADINE BULLET | 6 | 8.8m | 10.2m (1) | 9.2m (3) | 2:03.50 | 29.43s | 30.17s |
| 10 | OUR SAILOR | 7 | 9.6m | 10.8m (0) | 11.6m (0) | 2:03.56 | 29.56s | 30.05s |
| 4 | LOGAN REASON | 8 | 11.8m | 14.4m (1) | 13.4m (1) | 2:03.73 | 29.43s | 30.08s |
| 3 | ITSALADY | 9 | 22.9m | 18.6m (0) | 18.4m (0) | 2:04.61 | 29.48s | 30.54s |
| 2 | IRK MCGLURK | 10 | 24.0m | 18.8m (1) | 14.8m (2) | 2:04.70 | 29.20s | 30.89s |


Finish Position and metres gained

First Arrow shows distance gain/loss from 2nd Qtr to 3rd Qtr,
Second Arrow shows distance gain/loss from 3rd Qtr to Finish
Blue arrow indicates best gain in these quarters.



Visual positions in race at 2nd Quarter

8
0
0



Visual positions in race at 3rd Quarter

4
0
0



Parkes Race 3 Distance 1660m



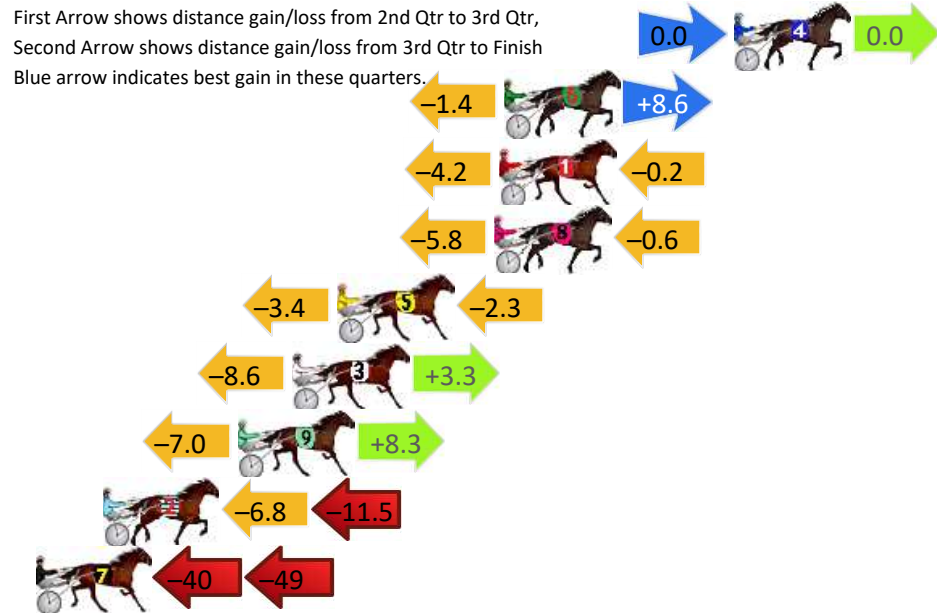
Friday, 15 November 2024

Gross Time: 2:01.70 MileRate: 1:57.90 LeadTime: 4.00s First Qtr: 27.90s Second Qtr: 31.30s Third Qtr: 28.20s Fourth Qtr: 30.30s

DATA TABLE: 800 / 400 Posi's are position from leader and (how wide the horse was at that position)

| NoHorse | Plc | Mar | 800 Posi | 400 Posi | Time | 3rd Qtr | 4th Qt |
|--------------------|-----|--------|------------|------------|---------|---------|--------|
| 4 SHES NO HONEY | 1 | 0.0m | 0.0m (0) | 0.0m (0) | 2:01.70 | 28.20s | 30.30s |
| 6 CERISE RAINBOW | 2 | 9.2m | 16.4m (1) | 17.8m (2) | 2:02.43 | 28.32s | 29.65s |
| 1 MISS BLUE STORK | 3 | 9.4m | 5.0m (0) | 9.2m (0) | 2:02.45 | 28.50s | 30.32s |
| 8 ONTHADARKSIDE | 4 | 9.6m | 3.2m (2) | 9.0m (1) | 2:02.46 | 28.62s | 30.35s |
| 5 ARMA SPORTSGIRL | 5 | 15.9m | 10.2m (0) | 13.6m (0) | 2:02.96 | 28.44s | 30.47s |
| 3 CELEBRITY CRUISE | 6 | 17.7m | 12.4m (1) | 21.0m (0) | 2:03.10 | 28.83s | 30.05s |
| 9 REVEILLE JET | 7 | 19.9m | 21.2m (1) | 28.2m (1) | 2:03.28 | 28.73s | 29.67s |
| 2 FIVESTAR CHEDDAR | 8 | 25.3m | 7.0m (1) | 13.8m (1) | 2:03.71 | 28.66s | 31.17s |
| 7 FULL OF SPICE | 9 | 208.5m | 120.0m (0) | 160.0m (0) | 2:18.24 | 30.98s | 33.95s |

Finish Position and metres gained



Parkes Race 4 Distance 2040m

Friday, 15 November 2024


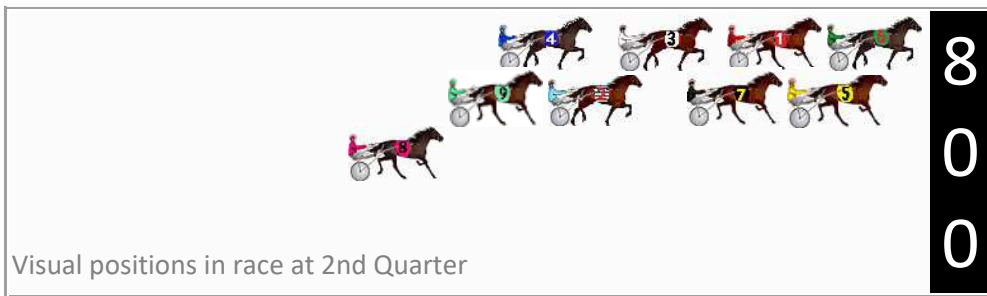

Gross Time: 2:35.20 MileRate: 2:02.40 LeadTime: 32.80s First Qtr: 32.80s Second Qtr: 30.80s Third Qtr: 29.20s Fourth Qtr: 29.60s

DATA TABLE: 800 / 400 Posi's are position from leader and (how wide the horse was at that position)

| No | Horse | Plc | Mar | 800 Posi | 400 Posi | Time | 3rd Qtr | 4th Qt |
|----|--------------------|-----|-------|-----------|-----------|---------|---------|--------|
| 5 | JOHNNYS BLUE | 1 | 0.0m | 1.6m (1) | 1.2m (1) | 2:35.20 | 29.17s | 29.51s |
| 6 | AMERICAN BOULEVARD | 2 | 1.1m | 0.0m (0) | 0.0m (0) | 2:35.29 | 29.20s | 29.68s |
| 9 | BULLI BELLE | 3 | 12.9m | 15.2m (1) | 11.6m (1) | 2:36.20 | 28.94s | 29.70s |
| 7 | ALLHEARTNOHEIGHT | 4 | 13.6m | 5.6m (1) | 6.8m (1) | 2:36.26 | 29.28s | 30.10s |
| 3 | MATTERSON EXPRESS | 5 | 14.3m | 8.4m (0) | 8.4m (0) | 2:36.31 | 29.20s | 30.03s |
| 4 | KARLOO DEEZER | 6 | 23.8m | 13.2m (0) | 13.2m (0) | 2:37.05 | 29.19s | 30.38s |
| 1 | PYEKAKARIKI | 7 | 26.0m | 4.0m (0) | 4.4m (0) | 2:37.22 | 29.22s | 31.19s |
| 2 | DOTTIE FEELS GOOD | 8 | 36.0m | 11.2m (1) | 19.8m (0) | 2:37.99 | 29.82s | 30.79s |
| 8 | BARRYS ROSE | 9 | 45.7m | 19.2m (2) | 19.0m (1) | 2:38.75 | 29.17s | 31.56s |

Finish Position and metres gained

First Arrow shows distance gain/loss from 2nd Qtr to 3rd Qtr, Second Arrow shows distance gain/loss from 3rd Qtr to Finish
Blue arrow indicates best gain in these quarters.



Parkes Race 5 Distance 2040m

Friday, 15 November 2024


Gross Time: 2:33.20 MileRate: 2:00.90 LeadTime: 32.40s First Qtr: 31.90s Second Qtr: 31.20s Third Qtr: 28.70s Fourth Qtr: 29.00s

DATA TABLE: 800 / 400 Posi's are position from leader and (how wide the horse was at that position)

| No | Horse | Plc | Mar | 800 Posi | 400 Posi | Time | 3rd Qtr | 4th Qt |
|----|--------------------|-----|-------|-----------|-----------|---------|---------|--------|
| 4 | FLIPTOP BOTTLESHOP | 1 | 0.0m | 4.8m (0) | 4.4m (0) | 2:33.20 | 28.67s | 28.68s |
| 3 | A DUSTY DANCE | 2 | 0.8m | 0.0m (0) | 0.0m (0) | 2:33.26 | 28.70s | 29.06s |
| 2 | LINE ME UP BRO | 3 | 2.7m | 8.8m (0) | 8.4m (0) | 2:33.41 | 28.67s | 28.59s |
| 6 | WARRAWEE CRUZIN | 4 | 7.0m | 2.8m (1) | 2.4m (1) | 2:33.73 | 28.67s | 29.33s |
| 8 | KERPAT JOY | 5 | 12.7m | 7.2m (1) | 7.0m (1) | 2:34.17 | 28.68s | 29.41s |
| 7 | BOLD COWBOY | 6 | 13.4m | 13.4m (0) | 13.4m (0) | 2:34.22 | 28.70s | 29.00s |
| 5 | OUR DICKIE BART | 7 | 13.6m | 11.4m (1) | 11.8m (1) | 2:34.23 | 28.73s | 29.13s |
| 1 | NIFTY RONALD | 8 | 22.5m | 19.8m (1) | 24.4m (0) | 2:34.91 | 29.03s | 28.86s |
| 9 | ARTFUL PRINCE | 9 | 25.2m | 17.6m (0) | 18.8m (0) | 2:35.12 | 28.78s | 29.46s |
| 10 | IM BELIEBER | 10 | 37.0m | 15.8m (1) | 22.4m (1) | 2:36.02 | 29.17s | 30.05s |

Finish Position and metres gained

First Arrow shows distance gain/loss from 2nd Qtr to 3rd Qtr, Second Arrow shows distance gain/loss from 3rd Qtr to Finish
Blue arrow indicates best gain in these quarters.



800

Visual positions in race at 2nd Quarter



400

Visual positions in race at 3rd Quarter



Parkes Race 6 Distance 1660m

Friday, 15 November 2024

Gross Time: 2:04.50 MileRate: 2:00.70 LeadTime: 3.70s First Qtr: 29.10s Second Qtr: 31.50s Third Qtr: 32.10s Fourth Qtr: 28.10s

DATA TABLE: 800 / 400 Posi's are position from leader and (how wide the horse was at that position)

| No | Horse | Plc | Mar | 800 Posi | 400 Posi | Time | 3rd Qtr | 4th Qt |
|----|------------------|-----|-------|-----------|-----------|---------|---------|--------|
| 3 | FUNDA | 1 | 0.0m | 0.8m (1) | 0.0m (1) | 2:04.50 | 32.04s | 28.10s |
| 2 | GOOD CHAT | 2 | 3.2m | 0.0m (0) | 0.2m (0) | 2:04.74 | 32.13s | 28.31s |
| 8 | JILLIBY TSUNAMI | 3 | 3.8m | 9.4m (1) | 2.2m (2) | 2:04.78 | 31.57s | 28.21s |
| 7 | PINK SCOOTER | 4 | 6.1m | 8.0m (0) | 9.0m (0) | 2:04.95 | 32.16s | 27.90s |
| 5 | SAUCEY TOOTH | 5 | 6.2m | 4.8m (1) | 4.2m (1) | 2:04.96 | 32.07s | 28.24s |
| 1 | LAST FLITE | 6 | 6.7m | 4.0m (0) | 4.2m (0) | 2:04.99 | 32.13s | 28.27s |
| 9 | ROSIES BOY | 7 | 10.8m | 12.6m (0) | 14.0m (0) | 2:05.30 | 32.19s | 27.88s |
| 10 | MISS MIKI MAY | 8 | 13.9m | 17.4m (0) | 17.0m (1) | 2:05.53 | 32.05s | 27.88s |
| 6 | IM HERE TO PARTY | 9 | 17.1m | 13.4m (1) | 7.8m (2) | 2:05.76 | 31.73s | 28.75s |


Finish Position and metres gained

First Arrow shows distance gain/loss from 2nd Qtr to 3rd Qtr, Second Arrow shows distance gain/loss from 3rd Qtr to Finish
Blue arrow indicates best gain in these quarters.



800

Visual positions in race at 2nd Quarter



400

Visual positions in race at 3rd Quarter



Parkes Race 7 Distance 1660m

Friday, 15 November 2024

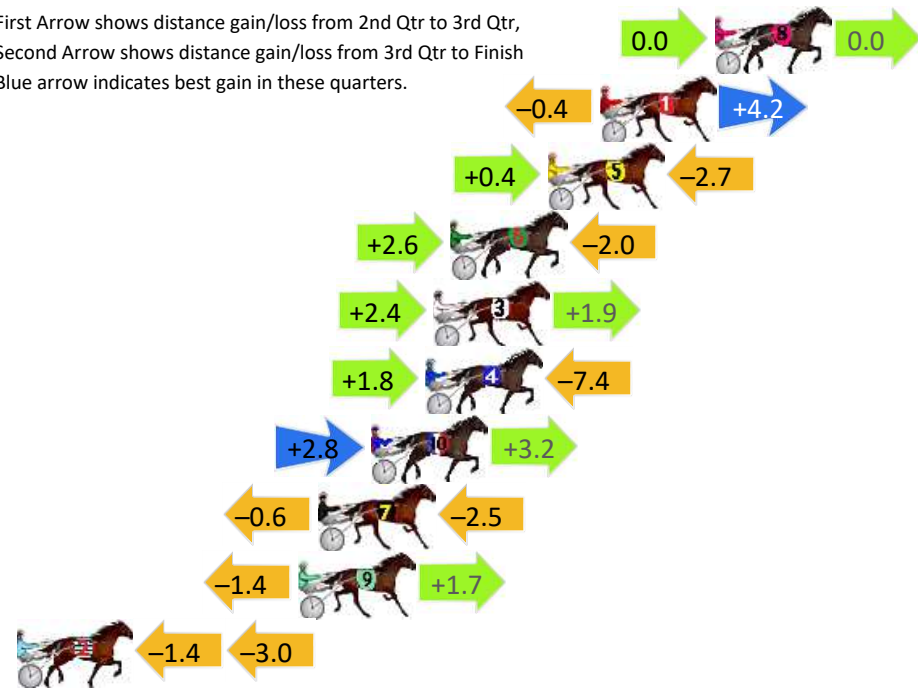
Gross Time: 2:03.10 MileRate: 1:59.30 LeadTime: 3.70s First Qtr: 28.70s Second Qtr: 30.00s Third Qtr: 30.60s Fourth Qtr: 30.10s

DATA TABLE: 800 / 400 Posi's are position from leader and (how wide the horse was at that position)

| No | Horse | Plc | Mar | 800 Posi | 400 Posi | Time | 3rd Qtr | 4th Qt |
|----|--------------------|-----|-------|-----------|-----------|---------|---------|--------|
| 8 | BETABRO | 1 | 0.0m | 0.0m (0) | 0.0m (0) | 2:03.10 | 30.60s | 30.10s |
| 1 | LET SPARKS FLY | 2 | 4.6m | 8.4m (0) | 8.8m (0) | 2:03.46 | 30.63s | 29.79s |
| 5 | TULHURST TOOT TOOT | 3 | 6.7m | 4.4m (0) | 4.0m (0) | 2:03.63 | 30.57s | 30.30s |
| 6 | WHISPERING KEV | 4 | 10.6m | 11.2m (1) | 8.6m (1) | 2:03.94 | 30.41s | 30.25s |
| 3 | CHASIN YOU | 5 | 11.3m | 15.6m (1) | 13.2m (1) | 2:03.99 | 30.42s | 29.96s |
| 4 | JACKYS HAT | 6 | 11.6m | 6.0m (1) | 4.2m (1) | 2:04.01 | 30.47s | 30.65s |
| 10 | MISS PENDLE HILL | 7 | 13.8m | 19.8m (1) | 17.0m (1) | 2:04.19 | 30.39s | 29.86s |
| 7 | BEYONDREASON | 8 | 15.9m | 12.8m (0) | 13.4m (0) | 2:04.35 | 30.65s | 30.29s |
| 9 | MONSTER MINT | 9 | 16.7m | 17.0m (0) | 18.4m (0) | 2:04.42 | 30.70s | 29.97s |
| 2 | ALWAYS LIVING | 10 | 30.0m | 25.6m (0) | 27.0m (0) | 2:05.46 | 30.71s | 30.32s |

Finish Position and metres gained

First Arrow shows distance gain/loss from 2nd Qtr to 3rd Qtr, Second Arrow shows distance gain/loss from 3rd Qtr to Finish
Blue arrow indicates best gain in these quarters.



800

Visual positions in race at 2nd Quarter



400

Visual positions in race at 3rd Quarter



Parkes Race 8 Distance 1660m

Friday, 15 November 2024


Gross Time: 2:03.60 MileRate: 1:59.90 LeadTime: 3.80s First Qtr: 28.30s Second Qtr: 30.10s Third Qtr: 30.10s Fourth Qtr: 31.30s

DATA TABLE: 800 / 400 Posi's are position from leader and (how wide the horse was at that position)

| No | Horse | Plc | Mar | 800 Posi | 400 Posi | Time | 3rd Qtr | 4th Qt |
|----|------------------|-----|-------|-----------|-----------|---------|---------|--------|
| 10 | KING KULAFU | 1 | 0.0m | 18.8m (1) | 11.2m (2) | 2:03.60 | 29.54s | 30.43s |
| 5 | ALPHA XENA | 2 | 0.4m | 0.0m (0) | 0.0m (0) | 2:03.63 | 30.10s | 31.33s |
| 8 | KARINYA MAX | 3 | 0.5m | 14.8m (1) | 7.2m (2) | 2:03.64 | 29.53s | 30.78s |
| 3 | WATCH AND WEEP | 4 | 5.9m | 4.0m (0) | 4.0m (0) | 2:04.08 | 30.10s | 31.45s |
| 7 | SIX TIMES A LADY | 5 | 6.5m | 9.4m (0) | 8.2m (0) | 2:04.13 | 30.01s | 31.17s |
| 1 | JOSEY MINT | 6 | 7.4m | 6.6m (1) | 3.4m (1) | 2:04.21 | 29.85s | 31.61s |
| 4 | PREACHER QUINCE | 7 | 11.1m | 23.2m (1) | 14.0m (1) | 2:04.51 | 29.40s | 31.07s |
| 6 | GIRL JUST FLY | 8 | 14.2m | 10.8m (1) | 7.4m (1) | 2:04.76 | 29.83s | 31.83s |
| 2 | FOREVER BETTOR | 9 | 16.2m | 15.0m (0) | 12.4m (0) | 2:04.93 | 29.90s | 31.60s |
| 9 | PRINCE PARKER | 10 | 19.1m | 20.0m (0) | 16.4m (0) | 2:05.16 | 29.82s | 31.51s |

Finish Position and metres gained

First Arrow shows distance gain/loss from 2nd Qtr to 3rd Qtr, Second Arrow shows distance gain/loss from 3rd Qtr to Finish. Blue arrow indicates best gain in these quarters.



800

Visual positions in race at 2nd Quarter



400

Visual positions in race at 3rd Quarter

