

# Wagga Riverina Race 1 Distance 1740m

Friday, 15 November 2024


Gross Time: 2:04.60 MileRate: 1:55.20 LeadTime: 8.80s First Qtr: 28.90s Second Qtr: 30.80s Third Qtr: 28.90s Fourth Qtr: 27.20s

DATA TABLE: 800 / 400 Posi's are position from leader and (how wide the horse was at that position)

No	Horse	Plc	Mar	800 Posi	400 Posi	Time	3rd Qtr	4th Qt
8	MISSAUDACIOUS	1	0.0m	3.0m (1)	1.2m (1)	2:04.60	28.77s	27.12s
1	CLARE FAVOURITE	2	0.2m	0.0m (0)	0.0m (0)	2:04.61	28.90s	27.21s
4	ART SPACE	3	2.5m	20.4m (1)	11.8m (2)	2:04.78	28.28s	26.57s
2	KRISTYSGIRL	4	11.2m	9.4m (0)	9.6m (0)	2:05.40	28.92s	27.31s
3	DOLLAR BROWNIE	5	12.1m	7.4m (1)	5.2m (2)	2:05.47	28.76s	27.67s
9	GIBBS	6	13.8m	4.8m (0)	5.2m (0)	2:05.59	28.95s	27.78s
10	FEAR THE PAIN	7	15.2m	16.4m (1)	5.8m (3)	2:05.69	28.18s	27.84s
6	WAMBOYNE MACHETE	8	16.5m	12.2m (1)	9.6m (1)	2:05.78	28.73s	27.67s
7	MICKEY BE NIMBLE	9	19.8m	14.6m (0)	14.2m (1)	2:06.02	28.88s	27.58s
5	MISS PIPPA	10	26.9m	19.0m (0)	18.4m (0)	2:06.53	28.88s	27.77s

## Finish Position and metres gained

First Arrow shows distance gain/loss from 2nd Qtr to 3rd Qtr, Second Arrow shows distance gain/loss from 3rd Qtr to Finish  
Blue arrow indicates best gain in these quarters.



800

Visual positions in race at 2nd Quarter



400

Visual positions in race at 3rd Quarter



# Wagga Riverina Race 2 Distance 1740m

Friday, 15 November 2024


Gross Time: 2:02.90 MileRate: 1:53.60 LeadTime: 8.50s First Qtr: 28.00s Second Qtr: 30.50s Third Qtr: 28.30s Fourth Qtr: 27.60s

DATA TABLE: 800 / 400 Posi's are position from leader and (how wide the horse was at that position)

NoHorse	Plc	Mar	800 Posi	400 Posi	Time	3rd Qtr	4th Qt
6 CHEEZ	1	0.0m	0.0m (0)	0.0m (0)	2:02.90	28.30s	27.60s
1 BRACKEN WARRIOR	2	0.1m	4.0m (0)	4.0m (0)	2:02.91	28.30s	27.33s
9 ROCK THE NATION	3	6.2m	8.0m (0)	8.0m (0)	2:03.35	28.30s	27.48s
5 FIFTYSHADESOFHAY	4	10.5m	3.4m (1)	2.6m (1)	2:03.66	28.25s	28.14s
8 YERING SOHO	5	13.4m	11.8m (1)	10.6m (2)	2:03.87	28.22s	27.79s
2 HES A TERROR	6	14.8m	15.8m (1)	14.2m (1)	2:03.97	28.19s	27.64s
7 DIDNT I	6	14.8m	16.2m (0)	17.2m (0)	2:03.97	28.37s	27.44s
4 MASTER JUDE	8	16.5m	7.6m (1)	6.6m (2)	2:04.10	28.24s	28.28s
3 TIGER CHEDDAR	9	25.9m	12.0m (0)	13.0m (0)	2:04.78	28.38s	28.49s

## Finish Position and metres gained

First Arrow shows distance gain/loss from 2nd Qtr to 3rd Qtr, Second Arrow shows distance gain/loss from 3rd Qtr to Finish Blue arrow indicates best gain in these quarters.



800

Visual positions in race at 2nd Quarter



400

Visual positions in race at 3rd Quarter



# Wagga Riverina Race 3 Distance 1740m

Friday, 15 November 2024

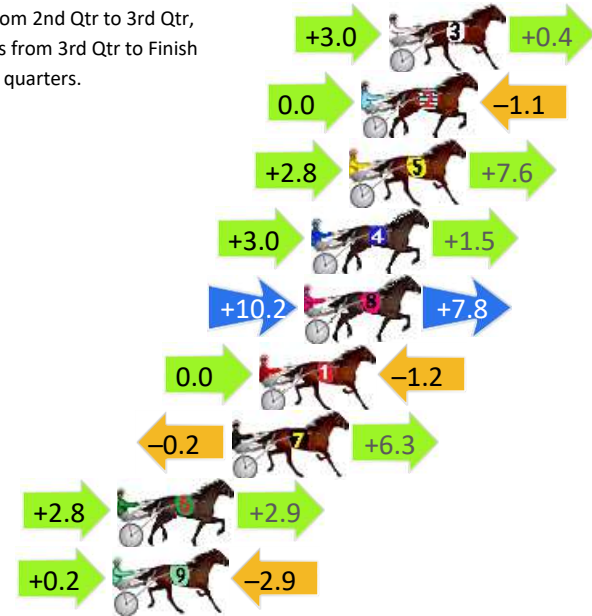
Gross Time: 2:04.00 MileRate: 1:54.70 LeadTime: 8.80s First Qtr: 28.70s Second Qtr: 30.40s Third Qtr: 28.50s Fourth Qtr: 27.60s

DATA TABLE: 800 / 400 Posi's are position from leader and (how wide the horse was at that position)

No	Horse	Plc	Mar	800 Posi	400 Posi	Time	3rd Qtr	4th Qt
3	DEE TERROR	1	0.0m	3.4m (1)	0.4m (1)	2:04.00	28.29s	27.57s
2	LUVTOO	2	1.1m	0.0m (0)	0.0m (0)	2:04.08	28.50s	27.68s
5	BURTON	3	1.6m	12.0m (1)	9.2m (1)	2:04.12	28.30s	27.08s
4	TUFFASOLDBOOTS	4	3.1m	7.6m (1)	4.6m (1)	2:04.23	28.29s	27.50s
8	VICTORTHEINFLECTOR	5	3.4m	21.4m (1)	11.2m (2)	2:04.25	27.78s	27.06s
1	SHOOBEEES CHARM	6	5.2m	4.0m (0)	4.0m (0)	2:04.38	28.50s	27.68s
7	QUICKSHIFT GIRL	7	6.3m	12.4m (0)	12.6m (0)	2:04.46	28.51s	27.17s
6	SPORTY BANYULA	8	10.9m	16.6m (1)	13.8m (1)	2:04.79	28.30s	27.40s
9	PIRANI PRINCESS	9	11.1m	8.4m (0)	8.2m (0)	2:04.81	28.49s	27.80s

## Finish Position and metres gained

First Arrow shows distance gain/loss from 2nd Qtr to 3rd Qtr, Second Arrow shows distance gain/loss from 3rd Qtr to Finish Blue arrow indicates best gain in these quarters.



800

Visual positions in race at 2nd Quarter



400

Visual positions in race at 3rd Quarter



# Wagga Riverina Race 4 Distance 1740m

Friday, 15 November 2024

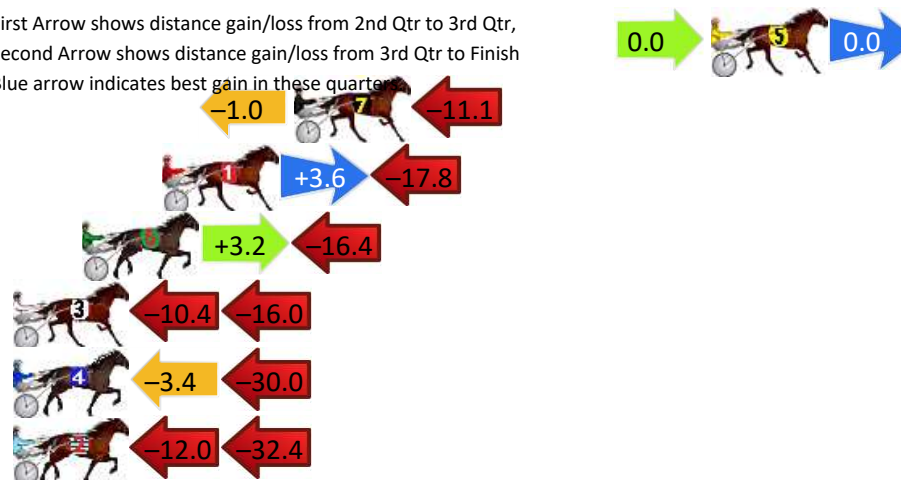
Gross Time: 2:05.30 MileRate: 1:55.90 LeadTime: 8.80s First Qtr: 31.20s Second Qtr: 31.80s Third Qtr: 26.70s Fourth Qtr: 26.80s

DATA TABLE: 800 / 400 Posi's are position from leader and (how wide the horse was at that position)

No	Horse	Plc	Mar	800 Posi	400 Posi	Time	3rd Qtr	4th Qt
5	SHES A WARRAWEE	1	0.0m	0.0m (0)	0.0m (0)	2:05.30	26.70s	26.80s
7	LEWENDON	2	16.7m	4.6m (0)	5.6m (0)	2:06.48	26.77s	27.54s
1	HOTDELIGHT	3	22.0m	7.8m (1)	4.2m (1)	2:06.85	26.46s	27.99s
6	BONJORGE	4	25.2m	12.0m (1)	8.8m (1)	2:07.08	26.49s	27.89s
3	FULLOFFIGHT	5	40.0m	13.6m (0)	24.0m (0)	2:08.13	27.39s	27.87s
4	ARTS FELLA	6	42.0m	8.6m (0)	12.0m (0)	2:08.27	26.92s	28.80s
2	TINNYSMEDAD	7	47.6m	3.2m (1)	15.2m (1)	2:08.66	27.49s	28.96s

## Finish Position and metres gained

First Arrow shows distance gain/loss from 2nd Qtr to 3rd Qtr,  
Second Arrow shows distance gain/loss from 3rd Qtr to Finish  
Blue arrow indicates best gain in these quarters



8  
0  
0

Visual positions in race at 2nd Quarter



4  
0  
0

Visual positions in race at 3rd Quarter



Sectional Analysis Software

Not just form | Free Trial

[www.facebook.com/PJHarnessRacing](http://www.facebook.com/PJHarnessRacing)



RISE Digital, Harness Racing Australia nor the provider accepts any responsibility for the completeness or accuracy of any of the information contained herein, and makes no representations about its suitability for any particular purpose. Users should make their own judgements about those matters and/or seek independent advice. You assume all risks associated with use of data provided on this page

# Wagga Riverina Race 5 Distance 1740m

Friday, 15 November 2024

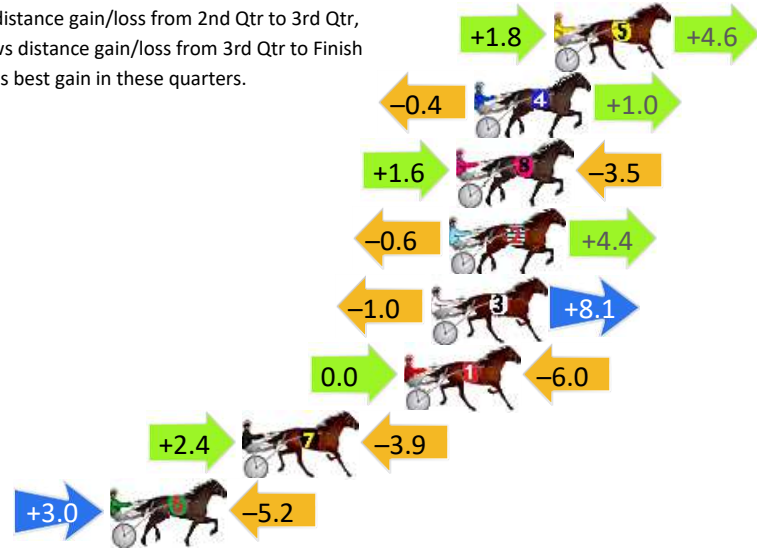
Gross Time: 2:03.90 MileRate: 1:54.60 LeadTime: 8.70s First Qtr: 28.80s Second Qtr: 30.50s Third Qtr: 28.00s Fourth Qtr: 27.90s

DATA TABLE: 800 / 400 Posi's are position from leader and (how wide the horse was at that position)

No	Horse	Plc	Mar	800 Posi	400 Posi	Time	3rd Qtr	4th Qt
5	WEONA MISS MIKI	1	0.0m	6.4m (1)	4.6m (1)	2:03.90	27.87s	27.58s
4	VINCE LOMBARDI	2	3.2m	3.8m (0)	4.2m (0)	2:04.13	28.03s	27.83s
8	BEACH DELIGHT	3	3.9m	2.0m (1)	0.4m (1)	2:04.19	27.89s	28.14s
2	ROWDY CHRISTIAN	4	4.2m	8.0m (0)	8.6m (0)	2:04.21	28.04s	27.59s
3	LENNY LINCOLN	5	4.9m	12.0m (0)	13.0m (0)	2:04.26	28.07s	27.34s
1	BONDI LASS	6	6.0m	0.0m (0)	0.0m (0)	2:04.34	28.00s	28.32s
7	STARSHINE LADY	7	12.5m	11.0m (1)	8.6m (1)	2:04.82	27.83s	28.17s
6	THE MAYNE MARA	8	17.8m	15.6m (1)	12.6m (1)	2:05.21	27.79s	28.26s

## Finish Position and metres gained

First Arrow shows distance gain/loss from 2nd Qtr to 3rd Qtr, Second Arrow shows distance gain/loss from 3rd Qtr to Finish  
Blue arrow indicates best gain in these quarters.



8  
0  
0

Visual positions in race at 2nd Quarter



4  
0  
0

Visual positions in race at 3rd Quarter



# Wagga Riverina Race 6 Distance 1740m

Friday, 15 November 2024


Gross Time: 2:01.20 MileRate: 1:52.10 LeadTime: 8.70s First Qtr: 28.20s Second Qtr: 28.60s Third Qtr: 27.70s Fourth Qtr: 28.00s

DATA TABLE: 800 / 400 Posi's are position from leader and (how wide the horse was at that position)

No	Horse	Plc	Mar	800 Posi	400 Posi	Time	3rd Qtr	4th Qt
6	MR BONDI	1	0.0m	7.6m (1)	7.2m (1)	2:01.20	27.67s	27.50s
8	GOTTA HAV ME	2	0.1m	0.0m (0)	0.0m (0)	2:01.21	27.70s	28.01s
3	MAJOR ALLEGIANCE	3	0.2m	4.0m (0)	4.0m (0)	2:01.21	27.70s	27.74s
5	RENROW LAD	4	2.3m	3.2m (1)	2.8m (1)	2:01.37	27.67s	27.97s
10	WIND SOCK	5	6.5m	11.6m (1)	12.6m (1)	2:01.68	27.77s	27.58s
9	THALASSOPHOBIA	6	9.7m	17.0m (0)	17.6m (0)	2:01.91	27.74s	27.45s
1	COOLANDCOLLECT	7	10.0m	12.6m (0)	13.6m (0)	2:01.94	27.77s	27.75s
7	SURPRISE LANDING	8	16.0m	20.6m (1)	21.2m (2)	2:02.38	27.74s	27.64s
4	VILLAGE AREA	9	20.0m	16.2m (1)	17.4m (1)	2:02.67	27.78s	28.18s
2	TIZZY LIZZIE	10	20.1m	8.6m (0)	9.4m (0)	2:02.68	27.75s	28.74s

## Finish Position and metres gained

First Arrow shows distance gain/loss from 2nd Qtr to 3rd Qtr, Second Arrow shows distance gain/loss from 3rd Qtr to Finish  
Blue arrow indicates best gain in these quarters.



800

Visual positions in race at 2nd Quarter



400

Visual positions in race at 3rd Quarter



# Wagga Riverina Race 7 Distance 2270m

Friday, 15 November 2024

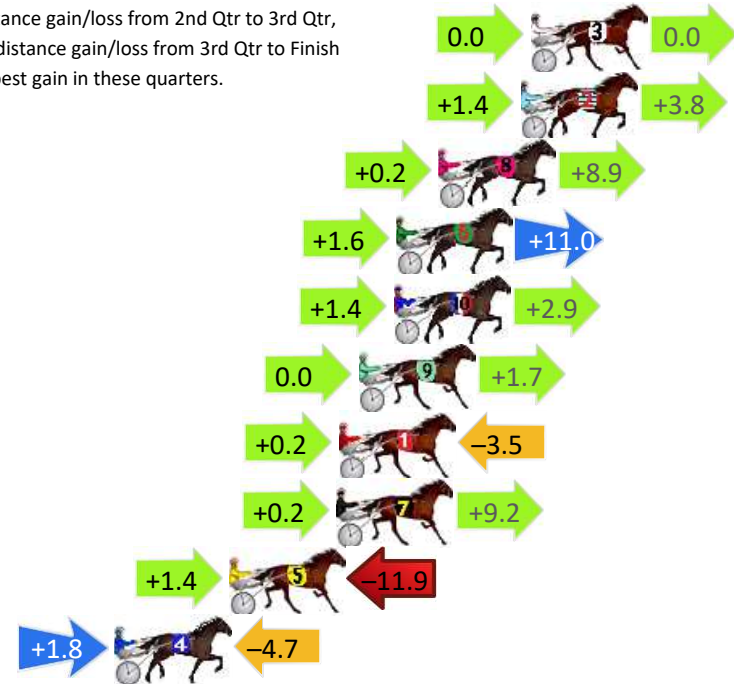
Gross Time: 2:44.30 MileRate: 1:56.50 LeadTime: 48.40s First Qtr: 30.90s Second Qtr: 28.00s Third Qtr: 29.00s Fourth Qtr: 28.00s

DATA TABLE: 800 / 400 Posi's are position from leader and (how wide the horse was at that position)

No	Horse	Plc	Mar	800 Posi	400 Posi	Time	3rd Qtr	4th Qt
3	DASHING	1	0.0m	0.0m (0)	0.0m (0)	2:44.30	29.00s	28.00s
2	SUNSET STRIDE	2	0.4m	5.6m (1)	4.2m (1)	2:44.33	28.90s	27.74s
8	CHANGEOVER GIRL	3	3.7m	12.8m (0)	12.6m (1)	2:44.57	28.97s	27.38s
6	TICK A LOCH	4	5.4m	18.0m (1)	16.4m (2)	2:44.70	28.87s	27.23s
10	IM ALRITE	5	5.5m	9.8m (1)	8.4m (1)	2:44.70	28.90s	27.80s
9	THE TALK	6	6.9m	8.6m (0)	8.6m (0)	2:44.81	29.00s	27.88s
1	MAGINOT LINE	7	7.7m	4.4m (0)	4.2m (0)	2:44.87	28.99s	28.24s
7	FLY TO THE FINISH	8	7.8m	17.2m (0)	17.0m (1)	2:44.87	28.97s	27.36s
5	THE GREEK GENERAL	9	12.1m	1.6m (1)	0.2m (1)	2:45.19	28.92s	28.83s
4	LEAVEMEOUT	10	16.7m	13.8m (1)	12.0m (2)	2:45.53	28.88s	28.33s

## Finish Position and metres gained

First Arrow shows distance gain/loss from 2nd Qtr to 3rd Qtr, Second Arrow shows distance gain/loss from 3rd Qtr to Finish  
Blue arrow indicates best gain in these quarters.



800

Visual positions in race at 2nd Quarter



400

Visual positions in race at 3rd Quarter



# Wagga Riverina Race 8 Distance 1740m

Friday, 15 November 2024

Gross Time: 2:02.60 MileRate: 1:53.40 LeadTime: 8.90s First Qtr: 31.10s Second Qtr: 29.00s Third Qtr: 27.00s Fourth Qtr: 26.60s

DATA TABLE: 800 / 400 Posi's are position from leader and (how wide the horse was at that position)

NoHorse	Plc	Mar	800 Posi	400 Posi	Time	3rd Qtr	4th Qt
1 MIGHTY FLYING ART	1	0.0m	0.0m (0)	0.0m (0)	2:02.60	27.00s	26.60s
9 WATTLEBANK ARNIE	2	5.9m	4.0m (0)	4.4m (0)	2:03.01	27.03s	26.70s
3 SHEFFIELD SPARKY	3	7.3m	7.0m (1)	7.4m (1)	2:03.11	27.03s	26.59s
10 HOLY CAMP DILLON	4	7.5m	8.6m (0)	8.6m (0)	2:03.13	27.00s	26.53s
7 CAPTAINS CATCH	5	11.5m	3.0m (1)	1.6m (1)	2:03.41	26.91s	27.25s
8 OURMATEMENKO	6	14.4m	13.2m (0)	14.2m (0)	2:03.61	27.07s	26.61s
2 OZZIE BATTLER	7	16.8m	11.2m (1)	12.8m (1)	2:03.78	27.11s	26.86s
4 SCARED STIFF	8	18.3m	15.4m (1)	17.0m (1)	2:03.88	27.11s	26.69s

## Finish Position and metres gained

First Arrow shows distance gain/loss from 2nd Qtr to 3rd Qtr,  
Second Arrow shows distance gain/loss from 3rd Qtr to Finish  
Blue arrow indicates best gain in these quarters.



8  
0  
0

Visual positions in race at 2nd Quarter



4  
0  
0

Visual positions in race at 3rd Quarter



Sectional Analysis Software  
Not just form | Free Trial



RISE Digital, Harness Racing Australia nor the provider accepts any responsibility for the completeness or accuracy of any of the information contained herein, and makes no representations about its suitability for any particular purpose. Users should make their own judgements about those matters and/or seek independent advice. You assume all risks associated with use of data provided on this page

[www.facebook.com/PJHarnessRacing](http://www.facebook.com/PJHarnessRacing)