

Menangle Race 1 Distance 1609m

Saturday, 16 November 2024


Gross Time: 1:51.70 MileRate: 1:51.70 LeadTime: 0.00s First Qtr: 26.90s Second Qtr: 28.70s Third Qtr: 28.70s Fourth Qtr: 27.30s

DATA TABLE: 800 / 400 Posi's are position from leader and (how wide the horse was at that position)

No	Horse	Plc	Mar	800 Posi	400 Posi	Time	3rd Qtr	4th Qt
3	CRAFTMANS CHARLIE	1	0.0m	0.0m (0)	0.0m (0)	1:51.70	28.70s	27.30s
6	CAULONIA COURAGE	2	2.1m	3.8m (0)	4.0m (0)	1:51.85	28.71s	27.17s
8	OOGA CHAKA	3	4.9m	22.0m (1)	2.4m (1)	1:52.05	27.34s	27.47s
11	UNFAZED	4	7.8m	31.4m (1)	11.2m (1)	1:52.26	27.29s	27.07s
1	JOE NIEN	5	9.6m	12.2m (0)	13.2m (0)	1:52.39	28.76s	27.06s
10	MAJOR MAJOR	6	11.2m	27.0m (1)	7.2m (1)	1:52.50	27.33s	27.57s
7	ROMANEE	7	11.5m	16.2m (0)	17.4m (0)	1:52.53	28.77s	26.90s
9	DOUBLE ACT	8	12.3m	36.0m (1)	15.2m (1)	1:52.58	27.25s	27.10s
5	SAHARA SIROCCO	9	14.3m	20.6m (0)	19.4m (1)	1:52.73	28.61s	26.95s
2	ZAMBIA	10	15.1m	8.0m (0)	8.6m (0)	1:52.79	28.75s	27.74s

Finish Position and metres gained

First Arrow shows distance gain/loss from 2nd Qtr to 3rd Qtr, Second Arrow shows distance gain/loss from 3rd Qtr to Finish
Blue arrow indicates best gain in these quarters.



Menangle Race 2 Distance 2300m

Saturday, 16 November 2024


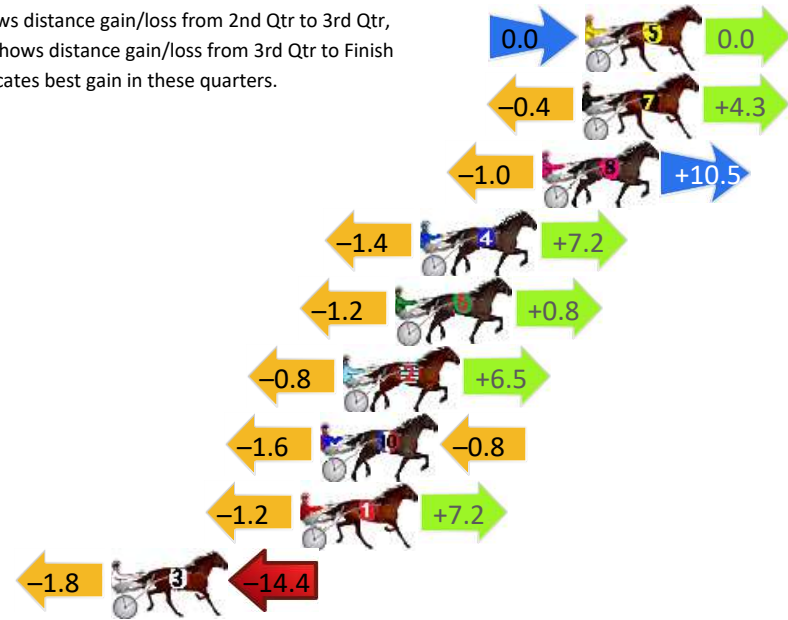
Gross Time: 2:42.80 MileRate: 1:53.90 LeadTime: 48.20s First Qtr: 30.70s Second Qtr: 28.70s Third Qtr: 27.20s Fourth Qtr: 28.00s

DATA TABLE: 800 / 400 Posi's are position from leader and (how wide the horse was at that position)


No	Horse	Plc	Mar	800 Posi	400 Posi	Time	3rd Qtr	4th Qt
5	DON LOU	1	0.0m	0.0m (0)	0.0m (0)	2:42.80	27.20s	28.00s
7	PETES SAID SO	2	0.1m	4.0m (0)	4.4m (0)	2:42.81	27.23s	27.70s
8	ZEUSS BROMAC	3	1.7m	11.2m (1)	12.2m (2)	2:42.93	27.28s	27.27s
4	ARDENS ACE	4	6.6m	12.4m (0)	13.8m (0)	2:43.29	27.30s	27.50s
6	KANENA PROVLIMA	5	7.6m	7.2m (1)	8.4m (2)	2:43.36	27.28s	27.94s
2	SURFERS DELIGHT	6	9.7m	15.4m (1)	16.2m (2)	2:43.51	27.26s	27.55s
10	MAGICIAN	7	10.6m	8.2m (0)	9.8m (0)	2:43.58	27.31s	28.06s
1	TERRY	8	11.4m	17.4m (0)	18.6m (0)	2:43.64	27.29s	27.50s
3	LINE UP	9	19.0m	2.8m (1)	4.6m (1)	2:44.20	27.31s	29.00s

Finish Position and metres gained

First Arrow shows distance gain/loss from 2nd Qtr to 3rd Qtr, Second Arrow shows distance gain/loss from 3rd Qtr to Finish Blue arrow indicates best gain in these quarters.



Visual positions in race at 2nd Quarter



Visual positions in race at 3rd Quarter



Menangle Race 3 Distance 1609m

Saturday, 16 November 2024

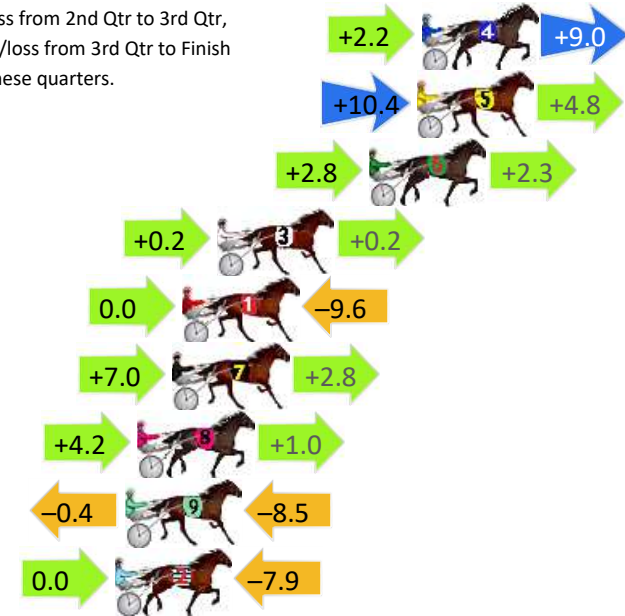
Gross Time: 1:52.10 MileRate: 1:52.10 LeadTime: 0.00s First Qtr: 27.00s Second Qtr: 29.10s Third Qtr: 28.50s Fourth Qtr: 27.50s

DATA TABLE: 800 / 400 Posi's are position from leader and (how wide the horse was at that position)

No	Horse	Plc	Mar	800 Posi	400 Posi	Time	3rd Qtr	4th Qt
4	MAJOR FIRE	1	0.0m	11.2m (1)	9.0m (3)	1:52.10	28.34s	26.88s
5	OBADIAH DRAGON	2	0.2m	15.4m (1)	5.0m (3)	1:52.11	27.77s	27.17s
6	DONTLETFEARSTOPY A	3	2.1m	7.2m (1)	4.4m (2)	1:52.25	28.30s	27.34s
3	TITIAN RAIDER	4	8.2m	8.6m (0)	8.4m (0)	1:52.69	28.49s	27.49s
1	DOM TORETTO	5	9.6m	0.0m (0)	0.0m (0)	1:52.79	28.51s	28.16s
7	OUR UNCLE JIM	6	10.0m	19.8m (1)	12.8m (4)	1:52.82	28.01s	27.31s
8	LOCHIEL	7	11.4m	16.6m (0)	12.4m (1)	1:52.92	28.21s	27.43s
9	MERRYWOOD PAUL	8	11.9m	3.0m (1)	3.4m (1)	1:52.96	28.54s	28.08s
2	RED REACTOR	9	12.3m	4.4m (0)	4.4m (0)	1:52.99	28.51s	28.04s

Finish Position and metres gained

First Arrow shows distance gain/loss from 2nd Qtr to 3rd Qtr, Second Arrow shows distance gain/loss from 3rd Qtr to Finish Blue arrow indicates best gain in these quarters.



800

Visual positions in race at 2nd Quarter



400

Visual positions in race at 3rd Quarter



Menangle Race 4 Distance 2300m

Saturday, 16 November 2024


Gross Time: 2:44.50 MileRate: 1:55.10 LeadTime: 48.10s First Qtr: 29.30s Second Qtr: 30.30s Third Qtr: 28.80s Fourth Qtr: 28.00s

DATA TABLE: 800 / 400 Posi's are position from leader and (how wide the horse was at that position)

No	Horse	Plc	Mar	800 Posi	400 Posi	Time	3rd Qtr	4th Qt
10	HY POACTIVE	1	0.0m	0.0m (0)	0.0m (0)	2:44.50	28.80s	28.00s
11	MAEBEE	2	0.4m	1.4m (1)	4.2m (1)	2:44.53	28.99s	27.74s
9	LUVARESCHS	3	6.0m	4.0m (0)	6.8m (0)	2:44.94	29.00s	27.94s
4	COOL NIGHT	4	9.5m	5.4m (1)	10.4m (1)	2:45.20	29.15s	27.94s
8	CAPTAIN RITCHIE	5	11.2m	9.4m (1)	16.4m (1)	2:45.32	29.29s	27.64s
7	STIR ME UP	6	13.2m	13.2m (1)	20.4m (1)	2:45.47	29.30s	27.50s
6	HERE COMES BOBBY	7	15.1m	17.4m (0)	21.2m (0)	2:45.61	29.06s	27.58s
3	CAPTAIN BLOOD	8	19.8m	18.0m (1)	24.4m (1)	2:45.96	29.25s	27.68s
2	KATES VIRTUE	9	20.9m	13.2m (0)	17.2m (0)	2:46.04	29.09s	28.26s
1	GIMMEFIVEMINUTES MORE	10	23.2m	8.2m (0)	13.2m (0)	2:46.21	29.16s	28.70s

Finish Position and metres gained

First Arrow shows distance gain/loss from 2nd Qtr to 3rd Qtr, Second Arrow shows distance gain/loss from 3rd Qtr to Finish
Blue arrow indicates best gain in these quarters.



800

Visual positions in race at 2nd Quarter



400

Visual positions in race at 3rd Quarter



Menangle Race 5 Distance 1609m

Saturday, 16 November 2024

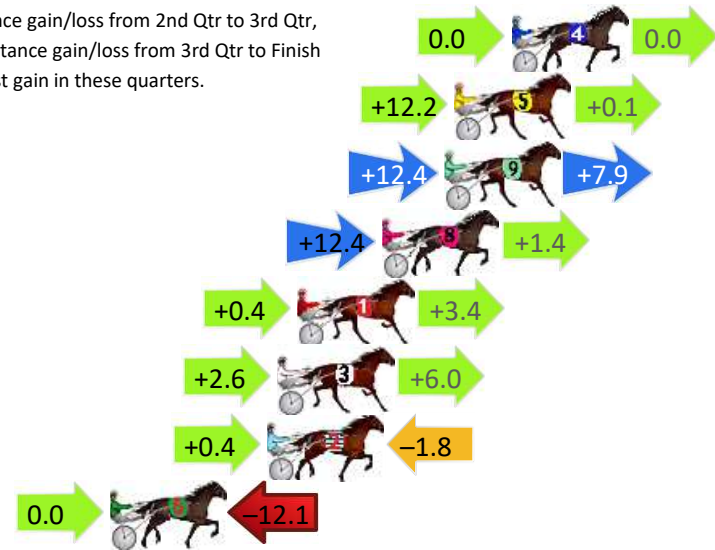
Gross Time: 1:53.30 MileRate: 1:53.30 LeadTime: 0.00s First Qtr: 28.80s Second Qtr: 29.60s Third Qtr: 28.20s Fourth Qtr: 27.30s

DATA TABLE: 800 / 400 Posi's are position from leader and (how wide the horse was at that position)

No	Horse	Plc	Mar	800 Posi	400 Posi	Time	3rd Qtr	4th Qt
4	IDEAL MARQUESS	1	0.0m	0.0m (0)	0.0m (0)	1:53.30	28.20s	27.30s
5	FOXY DADA	2	2.3m	14.6m (1)	2.4m (1)	1:53.47	27.36s	27.29s
9	HAS THE COURAGE	3	2.7m	23.0m (1)	10.6m (1)	1:53.49	27.34s	26.76s
8	THE REAL MCCOY	4	5.2m	19.0m (1)	6.6m (1)	1:53.67	27.34s	27.20s
1	OUTSIDE FIGHTER	5	8.6m	12.4m (0)	12.0m (0)	1:53.92	28.17s	27.07s
3	HEAVENLY CHARM	6	9.4m	18.0m (0)	15.4m (1)	1:53.98	28.01s	26.89s
2	AMERICAN HAMMER	7	9.8m	8.4m (0)	8.0m (0)	1:54.00	28.17s	27.42s
6	RYANS GANGSTER	8	16.1m	4.0m (0)	4.0m (0)	1:54.46	28.21s	28.12s

Finish Position and metres gained

First Arrow shows distance gain/loss from 2nd Qtr to 3rd Qtr, Second Arrow shows distance gain/loss from 3rd Qtr to Finish Blue arrow indicates best gain in these quarters.



8
0
0

Visual positions in race at 2nd Quarter



4
0
0

Visual positions in race at 3rd Quarter



Menangle Race 6 Distance 1609m

Saturday, 16 November 2024

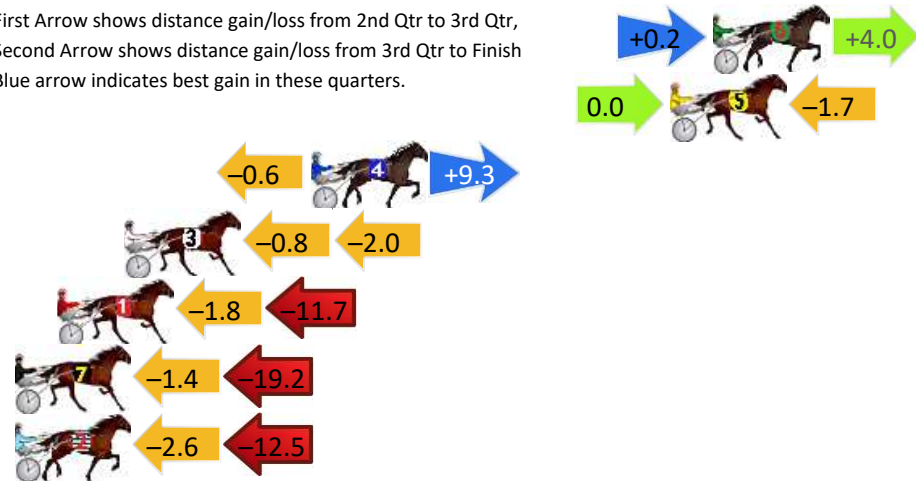
Gross Time: 1:49.70 MileRate: 1:49.70 LeadTime: 0.00s First Qtr: 26.20s Second Qtr: 29.10s Third Qtr: 27.20s Fourth Qtr: 27.20s

DATA TABLE: 800 / 400 Posi's are position from leader and (how wide the horse was at that position)

No	Horse	Plc	Mar	800 Posi	400 Posi	Time	3rd Qtr	4th Qt
6	ILLAVABUBBLES	1	0.0m	4.2m (0)	4.0m (1)	1:49.70	27.19s	26.93s
5	MY MOONLITE DREAM	2	1.7m	0.0m (0)	0.0m (0)	1:49.82	27.20s	27.31s
4	PROMISELAND	3	16.1m	24.8m (0)	25.4m (1)	1:50.85	27.24s	26.57s
3	HEAVENLY HOLLY	4	23.6m	20.8m (0)	21.6m (1)	1:51.39	27.25s	27.34s
1	CHARLIES ACE	5	26.3m	12.8m (0)	14.6m (0)	1:51.58	27.32s	27.99s
7	TAY TAY	6	29.2m	8.6m (0)	10.0m (0)	1:51.79	27.29s	28.50s
2	WINONA WRITER	7	31.9m	16.8m (0)	19.4m (0)	1:51.98	27.38s	28.05s

Finish Position and metres gained

First Arrow shows distance gain/loss from 2nd Qtr to 3rd Qtr, Second Arrow shows distance gain/loss from 3rd Qtr to Finish Blue arrow indicates best gain in these quarters.



800

Visual positions in race at 2nd Quarter



400

Visual positions in race at 3rd Quarter



Menangle Race 7 Distance 1609m

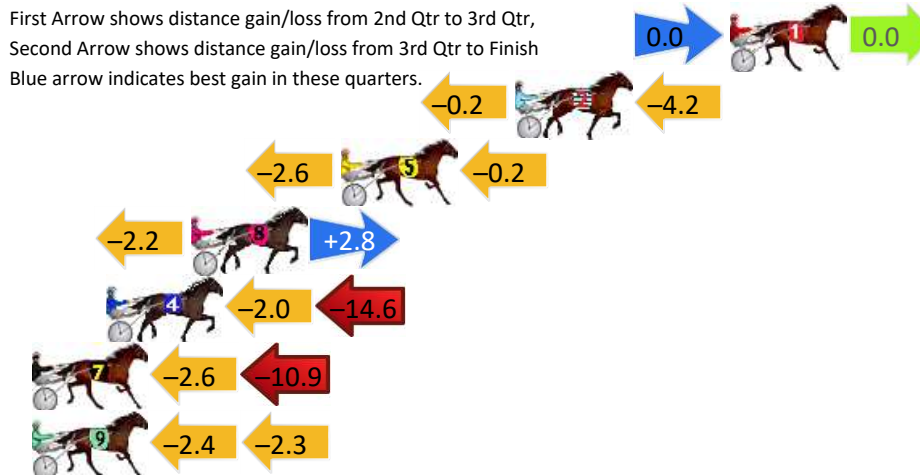
Saturday, 16 November 2024

Gross Time: 1:53.60 MileRate: 1:53.60 LeadTime: 0.00s First Qtr: 29.20s Second Qtr: 28.80s Third Qtr: 27.40s Fourth Qtr: 28.20s

DATA TABLE: 800 / 400 Posi's are position from leader and (how wide the horse was at that position)

No	Horse	Plc	Mar	800 Posi	400 Posi	Time	3rd Qtr	4th Qt
1	THE LOCOMOTIVE	1	0.0m	0.0m (0)	0.0m (0)	1:53.60	27.40s	28.20s
2	TORO STRIDE	2	8.6m	4.2m (0)	4.4m (0)	1:54.24	27.41s	28.49s
5	SUNNY GEE	3	15.6m	12.8m (0)	15.4m (0)	1:54.76	27.58s	28.21s
8	SLEEPEE	4	21.6m	22.2m (0)	24.4m (0)	1:55.20	27.55s	28.00s
4	AFFAIRE DE COVER	5	25.0m	8.4m (0)	10.4m (0)	1:55.45	27.52s	29.22s
7	LEAF STRIDE	6	30.7m	17.2m (0)	19.8m (0)	1:55.88	27.57s	28.96s
9	JUNGLE EYES	7	32.1m	27.4m (0)	29.8m (0)	1:55.98	27.56s	28.36s

Finish Position and metres gained



800

Visual positions in race at 2nd Quarter



400

Visual positions in race at 3rd Quarter



Menangle Race 8 Distance 1609m

Saturday, 16 November 2024

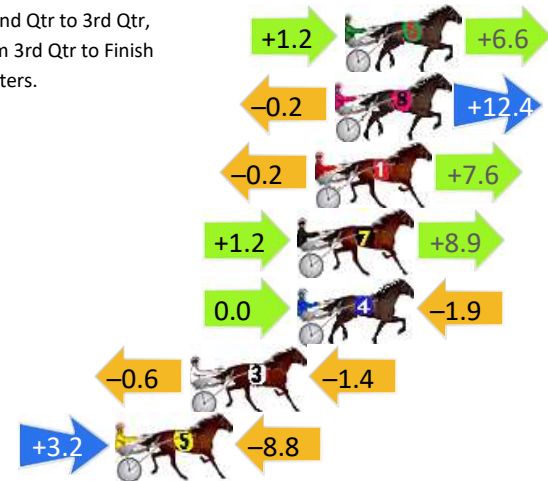
Gross Time: 1:52.30 MileRate: 1:52.30 LeadTime: 0.00s First Qtr: 27.00s Second Qtr: 29.10s Third Qtr: 28.00s Fourth Qtr: 28.20s

DATA TABLE: 800 / 400 Posi's are position from leader and (how wide the horse was at that position)

No	Horse	Plc	Mar	800 Posi	400 Posi	Time	3rd Qtr	4th Qt
6	ONE FOR THE RODI	1	0.0m	7.8m (1)	6.6m (1)	1:52.30	27.92s	27.74s
8	DESIDERIO	2	0.4m	12.6m (0)	12.8m (0)	1:52.33	28.02s	27.33s
1	CASH AND BLING	3	1.2m	8.6m (0)	8.8m (0)	1:52.39	28.02s	27.67s
7	MAJOR STATEMENT	4	1.9m	12.0m (1)	10.8m (1)	1:52.44	27.92s	27.58s
4	PORT AU PRINCE	5	1.9m	0.0m (0)	0.0m (0)	1:52.44	28.00s	28.33s
3	CAPTAIN TOM	6	6.2m	4.2m (0)	4.8m (0)	1:52.76	28.04s	28.30s
5	SURF ACE	7	9.2m	3.6m (1)	0.4m (1)	1:52.98	27.77s	28.82s

Finish Position and metres gained

First Arrow shows distance gain/loss from 2nd Qtr to 3rd Qtr, Second Arrow shows distance gain/loss from 3rd Qtr to Finish Blue arrow indicates best gain in these quarters.



800

Visual positions in race at 2nd Quarter



400

Visual positions in race at 3rd Quarter

