

# Newcastle Race 1 Distance 1609m

Monday, 18 November 2024




Gross Time: 1:58.00 MileRate: 1:58.00 LeadTime: 0.00s First Qtr: 28.90s Second Qtr: 31.40s Third Qtr: 29.00s Fourth Qtr: 28.70s

DATA TABLE: 800 / 400 Posi's are position from leader and (how wide the horse was at that position)

NoHorse	Plc	Mar	800 Posi	400 Posi	Time	3rd Qtr	4th Qt
6 BETTATHANMOZARELLA	1	0.0m	0.0m (0)	0.0m (0)	1:58.00	29.00s	28.70s
3 SHOOBEES SUNSET	2	10.8m	4.2m (0)	4.0m (0)	1:58.81	28.99s	29.19s
10 ALTIANO	3	24.4m	11.6m (1)	11.4m (1)	1:59.84	28.99s	29.63s
1 SPUNKYS GOT ISSUES	4	26.2m	8.2m (0)	8.0m (0)	1:59.97	28.99s	30.00s
7 EYES BEEN PATIENT	5	28.1m	2.6m (1)	2.4m (1)	2:00.12	29.00s	30.53s
2 SHALAMAR MISS	6	30.3m	7.4m (1)	7.2m (1)	2:00.28	28.99s	30.35s
4 OUR LUCILLE	7	31.1m	17.0m (1)	18.4m (1)	2:00.34	29.11s	29.61s
9 ILLUSTRATION	8	31.1m	12.2m (0)	12.4m (0)	2:00.34	29.02s	30.03s
8 SKYFALL VIGIL	9	116.2m	35.0m (0)	75.0m (0)	2:06.76	31.88s	31.64s

## Finish Position and metres gained

First Arrow shows distance gain/loss from 2nd Qtr to 3rd Qtr, Second Arrow shows distance gain/loss from 3rd Qtr to Finish. Blue arrow indicates best gain in these quarters.



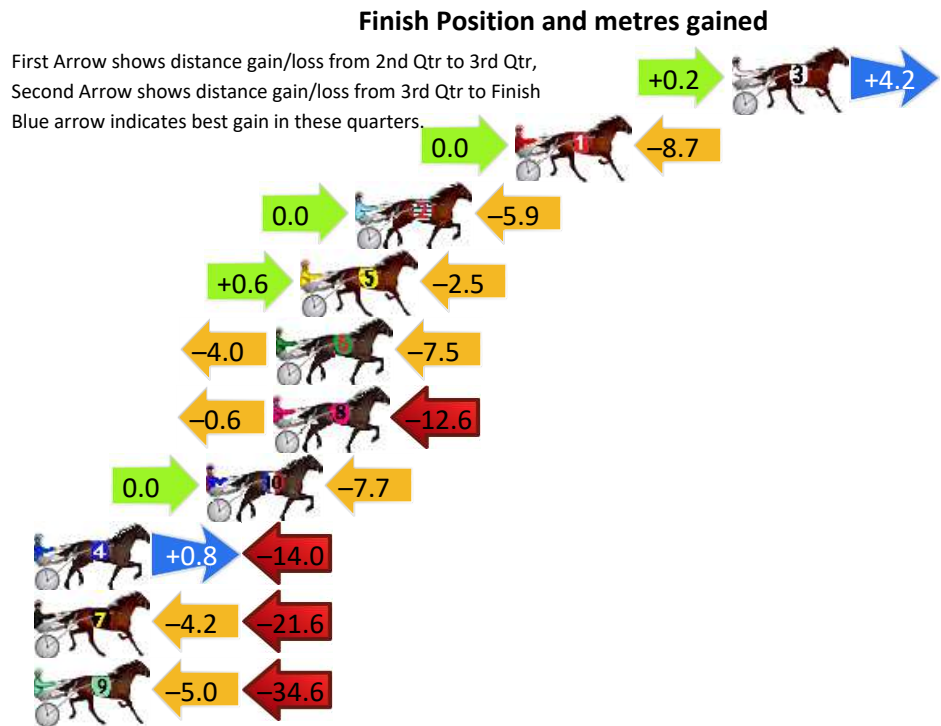
# Newcastle Race 2 Distance 1609m

Monday, 18 November 2024

Gross Time: 1:59.50 MileRate: 1:59.50 LeadTime: 0.00s First Qtr: 28.40s Second Qtr: 30.20s Third Qtr: 30.00s Fourth Qtr: 30.90s

DATA TABLE: 800 / 400 Posi's are position from leader and (how wide the horse was at that position)

No	Horse	Plc	Mar	800 Posi	400 Posi	Time	3rd Qtr	4th Qt
3	ROBYN TAYLOR	1	0.0m	4.4m (0)	4.2m (0)	1:59.50	29.99s	30.58s
1	WHAT FOR	2	8.7m	0.0m (0)	0.0m (0)	2:00.20	29.99s	31.57s
2	COOINDALAI	3	15.1m	9.2m (0)	9.2m (0)	2:00.72	29.99s	31.35s
5	WALLAROY BOY	4	17.3m	15.4m (1)	14.8m (1)	2:00.90	29.95s	31.09s
6	MOONLIGHT CRUISER	5	18.3m	6.8m (1)	10.8m (2)	2:00.98	30.29s	31.48s
8	ALL STAR MAGICIAN	6	18.4m	5.2m (2)	5.8m (2)	2:00.99	30.03s	31.87s
10	TRUE STEPPER	7	21.1m	13.4m (0)	13.4m (0)	2:01.21	29.99s	31.49s
4	IDEAL COPY	8	32.2m	19.0m (0)	18.2m (0)	2:02.10	29.92s	31.98s
7	SPOT ON	9	37.0m	11.2m (1)	15.4m (2)	2:02.49	30.29s	32.56s
9	VALIANT CHARGER	10	41.8m	2.2m (1)	7.2m (1)	2:02.88	30.34s	33.56s



800

Visual positions in race at 2nd Quarter



400

Visual positions in race at 3rd Quarter



# Newcastle Race 3 Distance 1609m

Monday, 18 November 2024



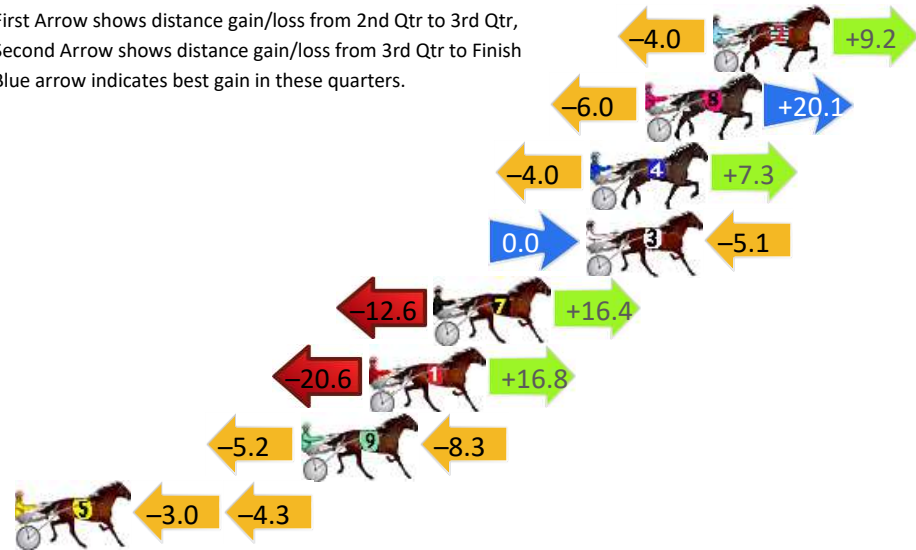
Gross Time: 1:59.10 MileRate: 1:59.10 LeadTime: 0.00s First Qtr: 27.70s Second Qtr: 31.10s Third Qtr: 28.30s Fourth Qtr: 32.00s

DATA TABLE: 800 / 400 Posi's are position from leader and (how wide the horse was at that position)

No	Horse	Plc	Mar	800 Posi	400 Posi	Time	3rd Qtr	4th Qt
2	ELITE GEORGE	1	0.0m	5.2m (0)	9.2m (0)	1:59.10	28.64s	31.27s
8	SLICK AND SUAVE	2	2.7m	16.8m (0)	22.8m (0)	1:59.33	28.84s	30.40s
4	HOWITIS	3	4.9m	8.2m (1)	12.2m (1)	1:59.51	28.63s	31.42s
3	OAK RIDGE	4	5.1m	0.0m (0)	0.0m (0)	1:59.53	28.28s	32.41s
7	GET US A TINNY	5	11.2m	15.0m (1)	27.6m (1)	2:00.04	29.32s	30.70s
1	WOOPAA	6	13.8m	10.0m (0)	30.6m (0)	2:00.25	29.92s	30.66s
9	TRIED AND TRUSTED	7	16.5m	3.0m (1)	8.2m (1)	2:00.48	28.65s	32.66s
5	MIKI LEE	8	42.3m	35.0m (0)	38.0m (0)	2:02.63	28.51s	32.34s

## Finish Position and metres gained

First Arrow shows distance gain/loss from 2nd Qtr to 3rd Qtr,  
Second Arrow shows distance gain/loss from 3rd Qtr to Finish  
Blue arrow indicates best gain in these quarters.



# Newcastle Race 4 Distance 1609m

Monday, 18 November 2024


Gross Time: 1:57.30 MileRate: 1:57.30 LeadTime: 0.00s First Qtr: 28.90s Second Qtr: 30.20s Third Qtr: 29.40s Fourth Qtr: 28.80s

DATA TABLE: 800 / 400 Posi's are position from leader and (how wide the horse was at that position)

NoHorse	Plc	Mar	800 Posi	400 Posi	Time	3rd Qtr	4th Qt
5 JACKS UP	1	0.0m	12.6m (1)	3.2m (1)	1:57.30	28.72s	28.57s
3 DREAM TO DANCE	2	4.7m	0.0m (0)	0.0m (0)	1:57.66	29.40s	29.14s
1 TARAMIN	3	7.6m	4.0m (0)	5.8m (0)	1:57.87	29.53s	28.93s
2 EIFFEL FROM HEAVEN	4	9.1m	12.6m (0)	14.4m (0)	1:57.99	29.53s	28.42s
9 ROGERVALERIO LOMBO	5	11.4m	8.6m (0)	10.2m (0)	1:58.16	29.52s	28.89s
7 HASLER	6	15.3m	16.4m (0)	18.6m (0)	1:58.46	29.56s	28.56s
6 MACS TOMADO	7	19.5m	8.6m (1)	15.4m (1)	1:58.77	29.89s	29.09s
8 CLOUDIN UP	8	25.0m	4.8m (1)	11.4m (1)	1:59.19	29.89s	29.77s
4 NOWORRIES	9	25.6m	21.2m (1)	13.6m (2)	1:59.24	28.86s	29.66s
10 GUNFIGHTERSGHOST	10	27.9m	16.8m (1)	19.4m (1)	1:59.41	29.59s	29.41s

## Finish Position and metres gained

First Arrow shows distance gain/loss from 2nd Qtr to 3rd Qtr, Second Arrow shows distance gain/loss from 3rd Qtr to Finish Blue arrow indicates best gain in these quarters.



800

Visual positions in race at 2nd Quarter



400

Visual positions in race at 3rd Quarter





# Newcastle Race 5 Distance 1609m

Monday, 18 November 2024

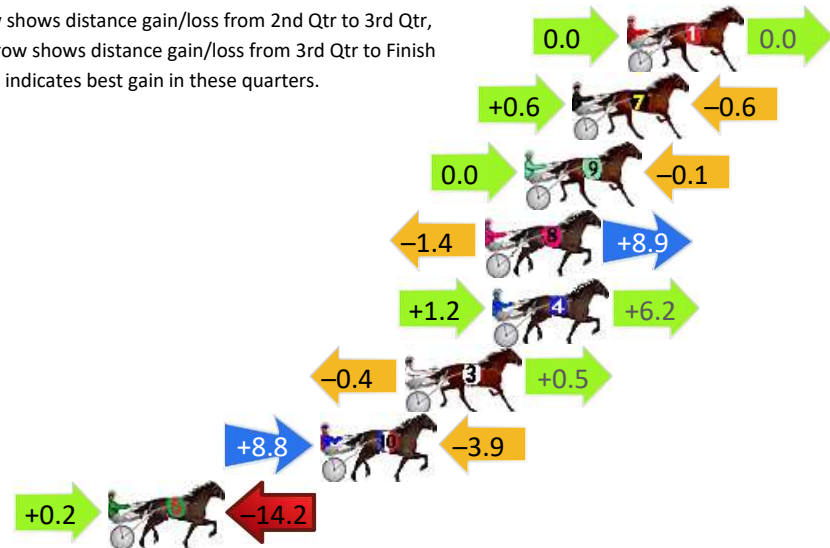
Gross Time: 1:59.70 MileRate: 1:59.70 LeadTime: 0.00s First Qtr: 30.30s Second Qtr: 31.20s Third Qtr: 28.80s Fourth Qtr: 29.40s

DATA TABLE: 800 / 400 Posi's are position from leader and (how wide the horse was at that position)

No	Horse	Plc	Mar	800 Posi	400 Posi	Time	3rd Qtr	4th Qt
1	CELEBRITY PRINCESS	1	0.0m	0.0m (0)	0.0m (0)	1:59.70	28.80s	29.40s
7	WHENS LUNCH	2	2.2m	2.2m (1)	1.6m (1)	1:59.87	28.76s	29.44s
9	SYNCOPATED SHUFFLE	3	4.1m	4.0m (0)	4.0m (0)	2:00.02	28.80s	29.41s
8	FRANCOS DELIGHT	4	5.7m	13.2m (0)	14.6m (0)	2:00.14	28.91s	28.75s
4	MISS ADONIS	5	5.4m	12.8m (1)	11.6m (1)	2:00.12	28.72s	28.95s
3	ROOBEE	6	8.9m	9.0m (0)	9.4m (0)	2:00.39	28.83s	29.36s
10	LUCY STYLES	7	12.3m	17.2m (1)	8.4m (2)	2:00.65	28.16s	29.69s
6	COLENSJOY	8	20.8m	6.8m (1)	6.6m (1)	2:01.30	28.77s	30.44s

## Finish Position and metres gained

First Arrow shows distance gain/loss from 2nd Qtr to 3rd Qtr,  
Second Arrow shows distance gain/loss from 3rd Qtr to Finish  
Blue arrow indicates best gain in these quarters.



8  
0  
0

Visual positions in race at 2nd Quarter



4  
0  
0

Visual positions in race at 3rd Quarter



# Newcastle Race 6 Distance 1609m

Monday, 18 November 2024


Gross Time: 1:55.70 MileRate: 1:55.70 LeadTime: 0.00s First Qtr: 27.90s Second Qtr: 29.60s Third Qtr: 28.20s Fourth Qtr: 30.00s

DATA TABLE: 800 / 400 Posi's are position from leader and (how wide the horse was at that position)

No	Horse	Plc	Mar	800 Posi	400 Posi	Time	3rd Qtr	4th Qt
5	BE MY ROCK	1	0.0m	3.2m (1)	0.0m (1)	1:55.70	27.97s	30.00s
3	LONGWINDINGROAD	2	2.9m	4.0m (0)	6.2m (1)	1:55.93	28.37s	29.75s
8	CHEDDAR VALLEY	3	3.9m	20.0m (1)	17.2m (3)	1:56.01	28.03s	29.01s
10	CLASSIC ARC	4	4.8m	12.0m (1)	17.0m (1)	1:56.08	28.59s	29.09s
1	DANCING WITH MY EX	5	7.7m	8.2m (0)	9.2m (0)	1:56.31	28.28s	29.89s
9	FLEUR BELLA	6	9.4m	16.0m (1)	22.0m (2)	1:56.44	28.66s	29.06s
2	BREXITT	7	14.4m	0.0m (0)	2.8m (0)	1:56.83	28.38s	30.87s
4	GLITTER STRIP	8	18.3m	8.0m (1)	14.2m (2)	1:57.14	28.64s	30.31s
7	COULDNT RECOMMEND	9	26.8m	12.4m (0)	17.8m (0)	1:57.81	28.57s	30.67s


## Finish Position and metres gained

First Arrow shows distance gain/loss from 2nd Qtr to 3rd Qtr, Second Arrow shows distance gain/loss from 3rd Qtr to Finish  
Blue arrow indicates best gain in these quarters.



800

Visual positions in race at 2nd Quarter



400

Visual positions in race at 3rd Quarter



# Newcastle Race 7 Distance 1609m

Monday, 18 November 2024

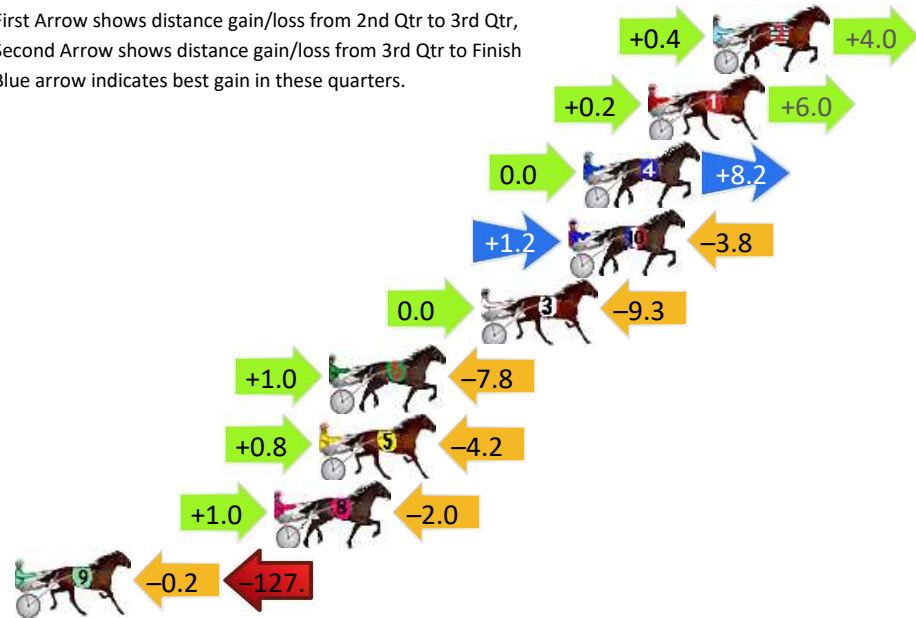
Gross Time: 1:56.00 MileRate: 1:56.00 LeadTime: 0.00s First Qtr: 27.40s Second Qtr: 30.60s Third Qtr: 28.80s Fourth Qtr: 29.20s

DATA TABLE: 800 / 400 Posi's are position from leader and (how wide the horse was at that position)

No	Horse	Plc	Mar	800 Posi	400 Posi	Time	3rd Qtr	4th Qt
2	JUNGLE JIVE	1	0.0m	4.4m (0)	4.0m (0)	1:56.00	28.77s	28.91s
1	SWEET TARA	2	2.6m	8.8m (0)	8.6m (0)	1:56.20	28.79s	28.76s
4	ROCKNROLL CLARRY	3	5.2m	13.4m (0)	13.4m (0)	1:56.40	28.80s	28.60s
10	LACHIES IDEAL	4	5.8m	3.2m (1)	2.0m (1)	1:56.44	28.71s	29.48s
3	LOUIE DADA	5	9.3m	0.0m (0)	0.0m (0)	1:56.71	28.80s	29.88s
6	JUSTAWARRIOR	6	15.4m	8.6m (1)	7.6m (1)	1:57.18	28.72s	29.77s
5	ULTIMATE DIVA	7	15.8m	12.4m (1)	11.6m (1)	1:57.21	28.74s	29.50s
8	ROBUST EASTON	8	17.6m	16.6m (1)	15.6m (1)	1:57.35	28.73s	29.35s
9	ETERNAL DREAM	9	146.3m	18.4m (0)	18.6m (0)	2:07.21	28.75s	38.47s

## Finish Position and metres gained

First Arrow shows distance gain/loss from 2nd Qtr to 3rd Qtr, Second Arrow shows distance gain/loss from 3rd Qtr to Finish  
Blue arrow indicates best gain in these quarters.



Visual positions in race at 2nd Quarter



Visual positions in race at 3rd Quarter



# Newcastle Race 8 Distance 2030m

Monday, 18 November 2024



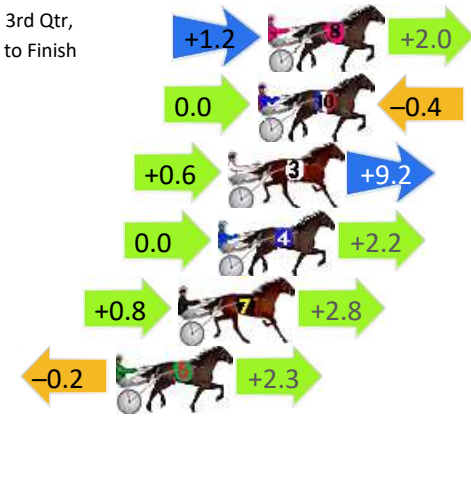
Gross Time: 2:30.00 MileRate: 1:58.90 LeadTime: 31.20s First Qtr: 31.80s Second Qtr: 30.30s Third Qtr: 28.10s Fourth Qtr: 28.60s

DATA TABLE: 800 / 400 Posi's are position from leader and (how wide the horse was at that position)

NoHorse	Plc	Mar	800 Posi	400 Posi	Time	3rd Qtr	4th Qt
8	ALWAYS BE CHAPS	1	0.0m	3.2m (1)	2:30.00	28.02s	28.46s
10	VINETTE	2	0.4m	0.0m (0)	2:30.03	28.10s	28.63s
3	INDASKY	3	1.6m	11.4m (1)	2:30.12	28.06s	27.95s
4	SAINT KARAMARA	4	2.0m	4.2m (0)	2:30.15	28.10s	28.44s
7	HEAVENLY REASON	5	3.6m	7.2m (1)	2:30.27	28.05s	28.40s
6	IRE OF THE DRAGON	6	6.1m	8.2m (0)	2:30.46	28.12s	28.44s
9	SWEET CREATION	7	53.1m	16.2m (0)	2:33.99	28.16s	31.22s

## Finish Position and metres gained

First Arrow shows distance gain/loss from 2nd Qtr to 3rd Qtr, Second Arrow shows distance gain/loss from 3rd Qtr to Finish Blue arrow indicates best gain in these quarters.





# Newcastle Race 9 Distance 1609m

Monday, 18 November 2024

Gross Time: 1:55.30 MileRate: 1:55.30 LeadTime: 0.00s First Qtr: 28.70s Second Qtr: 29.50s Third Qtr: 27.70s Fourth Qtr: 29.40s

DATA TABLE: 800 / 400 Posi's are position from leader and (how wide the horse was at that position)

No	Horse	Plc	Mar	800 Posi	400 Posi	Time	3rd Qtr	4th Qt
6	FIRST STRING	1	0.0m	0.0m (0)	0.0m (0)	1:55.30	27.70s	29.40s
4	MYSTIFY ME	2	4.2m	4.6m (0)	6.6m (0)	1:55.62	27.85s	29.22s
9	ROCKNROLL GIG	2	4.2m	14.4m (1)	10.6m (2)	1:55.62	27.44s	28.93s
5	OUR GEORGE BOSTON	4	13.0m	9.6m (1)	12.0m (1)	1:56.30	27.87s	29.47s
1	GIGI I GOT THIS	5	13.2m	9.8m (0)	10.6m (0)	1:56.32	27.75s	29.59s
10	BETTOR CHEER	6	20.7m	14.4m (0)	16.8m (2)	1:56.90	27.86s	29.69s
2	FIRE AND SWORD	7	22.7m	3.6m (1)	6.8m (1)	1:57.05	27.89s	30.56s
3	MACH DADDY	8	74.1m	23.0m (1)	38.0m (0)	2:01.01	28.69s	32.04s
7	BERTIE JONES	9	314.1m	250.0m (0)	280.0m (0)	2:19.51	29.76s	31.89s

## Finish Position and metres gained

First Arrow shows distance gain/loss from 2nd Qtr to 3rd Qtr, Second Arrow shows distance gain/loss from 3rd Qtr to Finish  
Blue arrow indicates best gain in these quarters.

