

Menangle Race 1 Distance 1609m



Tuesday, 19 November 2024

Gross Time: 1:57.00 MileRate: 1:57.00 LeadTime: 0.00s First Qtr: 27.90s Second Qtr: 30.70s Third Qtr: 29.50s Fourth Qtr: 28.90s

DATA TABLE: 800 / 400 Posi's are position from leader and (how wide the horse was at that position)

NoHorse	Plc	Mar	800 Posi	400 Posi	Time	3rd Qtr	4th Qt
6 SHOULD BEBARCA	1	0.0m	12.6m (0)	11.8m (1)	1:57.00	29.43s	28.05s
2 NOTHING I WANT	2	1.9m	4.0m (0)	4.2m (0)	1:57.14	29.51s	28.73s
1 IMPACT STRIDE	3	7.7m	8.4m (0)	8.4m (0)	1:57.58	29.50s	28.85s
7 BURKHARDT	4	11.2m	0.0m (0)	0.0m (0)	1:57.85	29.51s	29.70s
9 DOWN UNDER EARL	5	12.9m	8.4m (1)	7.6m (1)	1:57.98	29.45s	29.28s
8 THE NIGHT KING	6	17.7m	17.0m (0)	12.6m (0)	1:58.34	29.18s	29.27s
10 RAKERO WARRIOR	7	51.2m	32.0m (0)	38.0m (0)	2:00.88	29.95s	29.85s
4 DAIMYO	8	55.1m	4.0m (1)	3.8m (2)	2:01.18	29.52s	32.59s

Finish Position and metres gained



Menangle Race 2 Distance 1609m

Tuesday, 19 November 2024


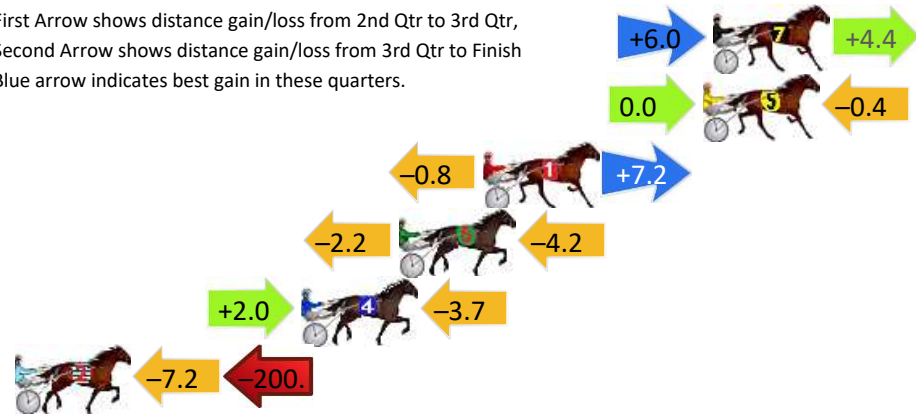
Gross Time: 1:56.90 MileRate: 1:56.90 LeadTime: 0.00s First Qtr: 28.70s Second Qtr: 30.40s Third Qtr: 29.20s Fourth Qtr: 28.60s

DATA TABLE: 800 / 400 Posi's are position from leader and (how wide the horse was at that position)

NoHorse	Plc	Mar	800 Posi	400 Posi	Time	3rd Qtr	4th Qt
7 FOOTTAPPER	1	0.0m	10.4m (1)	4.4m (1)	1:56.90	28.77s	28.29s
5 FLASH KYVALLEY	2	0.4m	0.0m (0)	0.0m (0)	1:56.93	29.20s	28.63s
1 VALLEY STAR	3	9.2m	15.6m (0)	16.4m (1)	1:57.59	29.25s	28.09s
6 LATRELL	4	12.6m	6.2m (0)	8.4m (0)	1:57.85	29.36s	28.90s
4 PHARISEE	5	16.5m	14.8m (1)	12.8m (2)	1:58.14	29.06s	28.86s
2 MAJESTIC TOOTH	6	218.7m	11.4m (0)	18.6m (0)	2:13.32	29.87s	42.83s

Finish Position and metres gained

First Arrow shows distance gain/loss from 2nd Qtr to 3rd Qtr, Second Arrow shows distance gain/loss from 3rd Qtr to Finish Blue arrow indicates best gain in these quarters.



Menangle Race 3 Distance 1609m

Tuesday, 19 November 2024


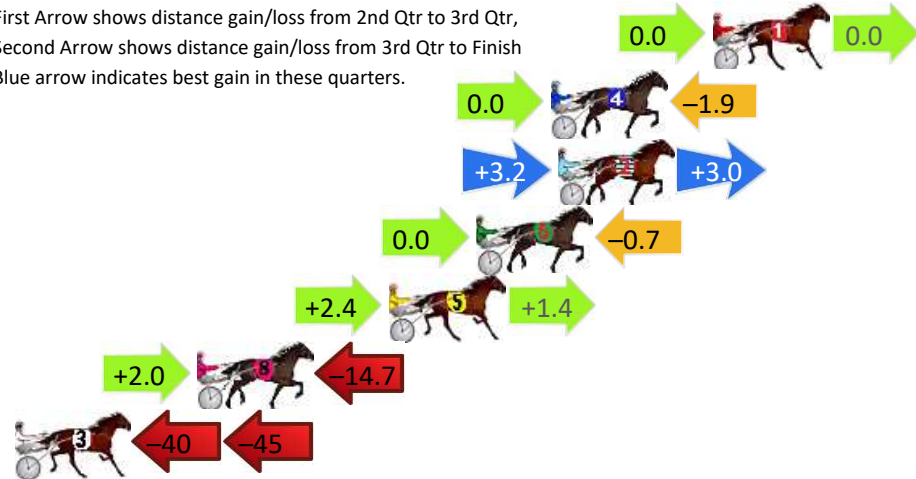
Gross Time: 1:56.40 MileRate: 1:56.40 LeadTime: 0.00s First Qtr: 29.50s Second Qtr: 29.70s Third Qtr: 28.60s Fourth Qtr: 28.60s

DATA TABLE: 800 / 400 Posi's are position from leader and (how wide the horse was at that position)

No	Horse	Plc	Mar	800 Posi	400 Posi	Time	3rd Qtr	4th Qt
1	MY LIGHTNING MCQUEEN	1	0.0m	0.0m (0)	0.0m (0)	1:56.40	28.60s	28.60s
4	MOONWALKA	2	6.5m	4.6m (0)	4.6m (0)	1:56.89	28.60s	28.74s
2	CALL ME JACK	3	6.2m	12.4m (1)	9.2m (2)	1:56.87	28.37s	28.39s
6	SALUTE STRIDE	4	9.5m	8.8m (0)	8.8m (0)	1:57.11	28.60s	28.65s
5	GUNNER	5	13.0m	16.8m (1)	14.4m (2)	1:57.38	28.43s	28.50s
8	CHIEF RUNNINGCLOUD	6	20.7m	8.0m (1)	6.0m (1)	1:57.95	28.46s	29.65s
3	LAST CLANSMAN	7	435.0m	350.0m (0)	390.0m (0)	2:29.07	31.44s	31.80s

Finish Position and metres gained

First Arrow shows distance gain/loss from 2nd Qtr to 3rd Qtr,
Second Arrow shows distance gain/loss from 3rd Qtr to Finish
Blue arrow indicates best gain in these quarters.



Menangle Race 4 Distance 1609m

Tuesday, 19 November 2024


Gross Time: 1:53.20 MileRate: 1:53.20 LeadTime: 0.00s First Qtr: 27.50s Second Qtr: 29.30s Third Qtr: 28.10s Fourth Qtr: 28.40s

DATA TABLE: 800 / 400 Posi's are position from leader and (how wide the horse was at that position)

No	Horse	Plc	Mar	800 Posi	400 Posi	Time	3rd Qtr	4th Qt
6	MY ROCK MOVES	1	0.0m	5.6m (1)	4.8m (1)	1:53.20	28.05s	28.06s
3	SPARKLA	2	6.4m	13.4m (0)	12.8m (0)	1:53.68	28.06s	27.95s
4	ZOLTON	3	6.7m	10.0m (1)	9.2m (1)	1:53.70	28.04s	28.22s
2	FRANKIROMAR	4	9.0m	4.0m (0)	4.2m (0)	1:53.87	28.11s	28.74s
5	SPECIALIZE LOU	5	9.6m	0.0m (0)	0.0m (0)	1:53.92	28.10s	29.08s
9	BELL RIVERKID	6	10.8m	14.0m (1)	13.2m (1)	1:54.01	28.04s	28.23s
7	SUNSHINE KARAMEA	7	15.9m	1.6m (1)	0.8m (1)	1:54.39	28.04s	29.47s
1	SIMPLES	8	16.2m	8.6m (0)	8.4m (0)	1:54.41	28.08s	28.95s

Finish Position and metres gained

First Arrow shows distance gain/loss from 2nd Qtr to 3rd Qtr, Second Arrow shows distance gain/loss from 3rd Qtr to Finish
Blue arrow indicates best gain in these quarters.



800

Visual positions in race at 2nd Quarter



400

Visual positions in race at 3rd Quarter



Sectional Analysis Software
Not just form | Free Trial



RISE Digital, Harness Racing Australia nor the provider accepts any responsibility for the completeness or accuracy of any of the information contained herein, and makes no representations about its suitability for any particular purpose. Users should make their own judgements about those matters and/or seek independent advice. You assume all risks associated with use of data provided on this page

www.facebook.com/PJHarnessRacing

Menangle Race 5 Distance 1609m

Tuesday, 19 November 2024

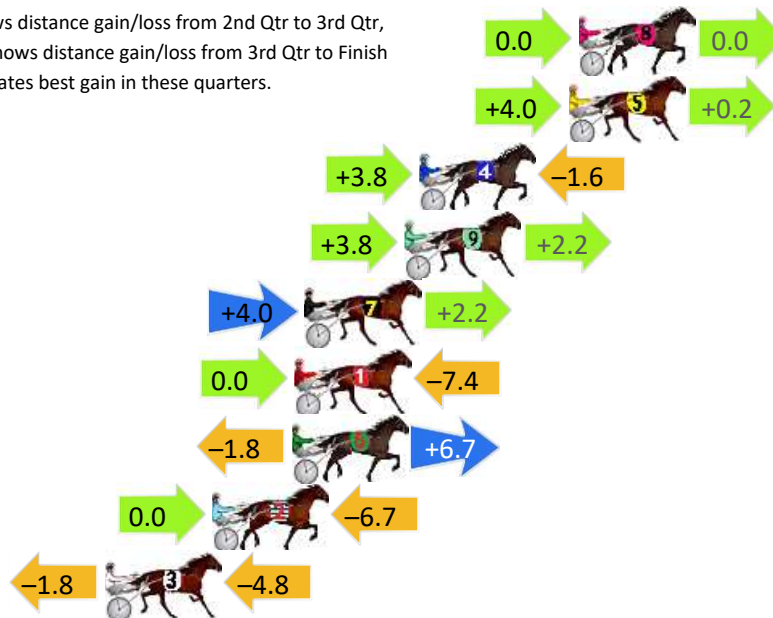
Gross Time: 1:54.90 MileRate: 1:54.90 LeadTime: 0.00s First Qtr: 28.90s Second Qtr: 29.20s Third Qtr: 28.00s Fourth Qtr: 28.80s

DATA TABLE: 800 / 400 Posi's are position from leader and (how wide the horse was at that position)

No	Horse	Plc	Mar	800 Posi	400 Posi	Time	3rd Qtr	4th Qt
8	ULTIMATE AD	1	0.0m	0.0m (0)	0.0m (0)	1:54.90	28.00s	28.80s
5	HALLOWEEN	2	0.4m	4.6m (1)	0.6m (1)	1:54.93	27.72s	28.79s
4	REIGN MAKER	3	6.4m	8.6m (1)	4.8m (1)	1:55.38	27.73s	28.91s
9	CLEMENTSORRELL	4	7.0m	13.0m (1)	9.2m (1)	1:55.43	27.73s	28.64s
7	BETTOR BE LUCKY	5	11.0m	17.2m (1)	13.2m (1)	1:55.73	27.72s	28.64s
1	OJENNY MAY	6	11.4m	4.0m (0)	4.0m (0)	1:55.76	27.99s	29.33s
6	FIFTYSHADES CRESCO	7	11.5m	16.4m (0)	18.2m (0)	1:55.77	28.13s	28.32s
2	AERODYNE GUY	8	14.7m	8.0m (0)	8.0m (0)	1:56.01	27.99s	29.28s
3	POLKA DOT DANCE	9	19.0m	12.4m (0)	14.2m (0)	1:56.34	28.12s	29.14s

Finish Position and metres gained

First Arrow shows distance gain/loss from 2nd Qtr to 3rd Qtr, Second Arrow shows distance gain/loss from 3rd Qtr to Finish
Blue arrow indicates best gain in these quarters.



800

Visual positions in race at 2nd Quarter



400

Visual positions in race at 3rd Quarter



Menangle Race 6 Distance 1609m

Tuesday, 19 November 2024


Gross Time: 1:53.50 MileRate: 1:53.50 LeadTime: 0.00s First Qtr: 27.40s Second Qtr: 31.50s Third Qtr: 27.10s Fourth Qtr: 27.50s

DATA TABLE: 800 / 400 Posi's are position from leader and (how wide the horse was at that position)

No	Horse	Plc	Mar	800 Posi	400 Posi	Time	3rd Qtr	4th Qt
6	MONTEFIORE	1	0.0m	0.6m (1)	4.2m (1)	1:53.50	27.35s	27.21s
10	EYEKNOW	2	1.2m	0.0m (2)	0.0m (0)	1:53.59	27.10s	27.58s
9	MISTER JONES	3	20.1m	10.0m (0)	19.2m (1)	1:54.95	27.72s	27.56s
3	DOUBLE SAID	4	21.1m	5.0m (1)	8.6m (1)	1:55.03	27.34s	28.35s
5	GIMME A REASON	5	22.8m	9.2m (1)	12.6m (2)	1:55.15	27.33s	28.20s
7	WATCH ME REACT	6	23.6m	13.4m (1)	16.8m (2)	1:55.21	27.33s	27.96s
4	SHARK DANCER	7	26.4m	0.8m (0)	6.4m (0)	1:55.41	27.47s	28.87s
2	GENTLE GIANT	8	34.3m	5.2m (0)	15.2m (0)	1:55.98	27.77s	28.81s

Finish Position and metres gained

First Arrow shows distance gain/loss from 2nd Qtr to 3rd Qtr, Second Arrow shows distance gain/loss from 3rd Qtr to Finish Blue arrow indicates best gain in these quarters.



8
0
0

Visual positions in race at 2nd Quarter



4
0
0

Visual positions in race at 3rd Quarter



Menangle Race 7 Distance 1609m

Tuesday, 19 November 2024


Gross Time: 1:53.50 MileRate: 1:53.50 LeadTime: 0.00s First Qtr: 28.50s Second Qtr: 29.10s Third Qtr: 27.60s Fourth Qtr: 28.30s

DATA TABLE: 800 / 400 Posi's are position from leader and (how wide the horse was at that position)

No	Horse	Plc	Mar	800 Posi	400 Posi	Time	3rd Qtr	4th Qt
9	EPIC ERNIE	1	0.0m	0.0m (0)	0.0m (0)	1:53.50	27.60s	28.30s
10	MINI MINE YET	2	2.2m	26.6m (1)	21.0m (0)	1:53.66	27.23s	26.98s
6	DOLCE DRAMA	3	3.7m	17.8m (1)	14.0m (1)	1:53.78	27.34s	27.58s
7	GOODTIME BRAVO	4	6.3m	22.2m (1)	18.2m (1)	1:53.97	27.33s	27.46s
3	THERES WALLY	5	9.7m	13.8m (1)	9.8m (1)	1:54.22	27.32s	28.29s
2	FAY IRENE	6	10.2m	9.2m (1)	5.6m (1)	1:54.26	27.35s	28.62s
5	GET UP BETTY	7	12.5m	12.8m (0)	14.0m (0)	1:54.43	27.68s	28.19s
4	HEAVENLY BELLE	8	17.1m	8.6m (0)	10.0m (0)	1:54.77	27.69s	28.80s
1	SAPPHIRESNDIAMONDS	9	27.6m	4.4m (0)	4.6m (0)	1:55.55	27.59s	29.92s

Finish Position and metres gained

First Arrow shows distance gain/loss from 2nd Qtr to 3rd Qtr, Second Arrow shows distance gain/loss from 3rd Qtr to Finish
Blue arrow indicates best gain in these quarters.



800

Visual positions in race at 2nd Quarter



400

Visual positions in race at 3rd Quarter



Menangle Race 8 Distance 1609m

Tuesday, 19 November 2024


Gross Time: 1:53.30 MileRate: 1:53.30 LeadTime: 0.00s First Qtr: 28.90s Second Qtr: 28.50s Third Qtr: 28.40s Fourth Qtr: 27.50s

DATA TABLE: 800 / 400 Posi's are position from leader and (how wide the horse was at that position)

No	Horse	Plc	Mar	800 Posi	400 Posi	Time	3rd Qtr	4th Qt
7	GUILTY PARTY	1	0.0m	8.2m (1)	6.8m (1)	1:53.30	28.30s	27.04s
9	SWEET HAYLEY JANE	2	3.2m	12.8m (1)	10.8m (1)	1:53.53	28.25s	26.98s
4	KISSMELVIS	3	7.9m	4.8m (0)	5.0m (0)	1:53.87	28.42s	27.70s
6	WEONA SIR VIVOR	4	10.6m	3.8m (1)	3.0m (1)	1:54.07	28.35s	28.02s
8	POWER UP	5	11.0m	21.2m (1)	21.0m (2)	1:54.10	28.37s	26.82s
5	ELOUISA DALE	6	11.9m	0.0m (0)	0.0m (0)	1:54.16	28.41s	28.31s
1	MAJOR JAROD	7	13.5m	13.2m (0)	13.6m (0)	1:54.28	28.43s	27.49s
2	PARALLEL	8	16.6m	17.2m (0)	18.0m (0)	1:54.50	28.45s	27.40s
10	NICK OF TIME	9	19.8m	17.0m (1)	17.0m (1)	1:54.73	28.40s	27.69s
3	SOME CHEVRON	10	25.4m	9.0m (0)	9.4m (0)	1:55.14	28.45s	28.59s

Finish Position and metres gained

First Arrow shows distance gain/loss from 2nd Qtr to 3rd Qtr, Second Arrow shows distance gain/loss from 3rd Qtr to Finish Blue arrow indicates best gain in these quarters.



8
0
0

Visual positions in race at 2nd Quarter



4
0
0

Visual positions in race at 3rd Quarter

