

Wagga Riverina Race 1 Distance 1740m

Tuesday, 19 November 2024

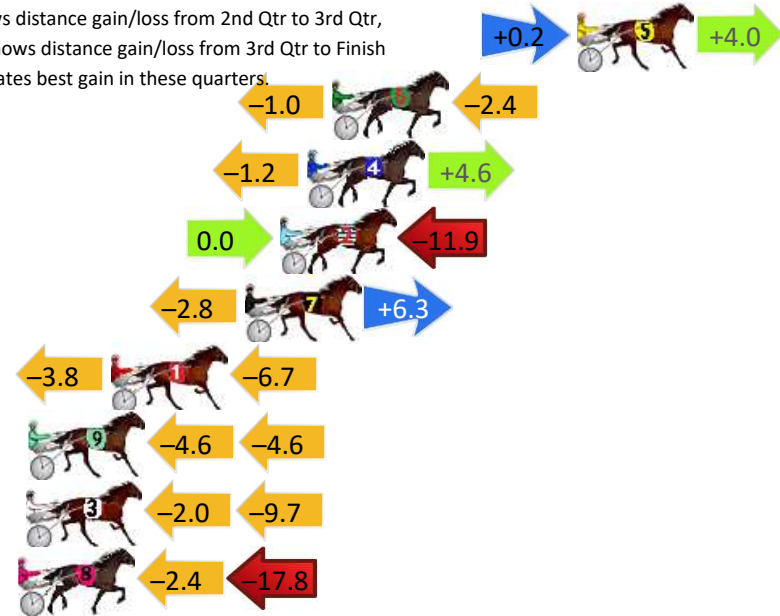
Gross Time: 2:06.70 MileRate: 1:57.20 LeadTime: 8.90s First Qtr: 30.20s Second Qtr: 30.20s Third Qtr: 28.50s Fourth Qtr: 28.90s

DATA TABLE: 800 / 400 Posi's are position from leader and (how wide the horse was at that position)

No	Horse	Plc	Mar	800 Posi	400 Posi	Time	3rd Qtr	4th Qt
5	GOODTIME JAZZI	1	0.0m	4.2m (0)	4.0m (0)	2:06.70	28.49s	28.61s
6	REASON TO LAUGH	2	9.8m	6.4m (1)	7.4m (2)	2:07.44	28.57s	29.07s
4	TASSIE SAFARI	3	10.8m	14.2m (1)	15.4m (2)	2:07.52	28.59s	28.57s
2	GOLDEN REASON	4	11.9m	0.0m (0)	0.0m (0)	2:07.60	28.49s	29.75s
7	MOREARTSTHANCLASS	5	13.3m	16.8m (0)	19.6m (1)	2:07.71	28.70s	28.45s
1	PARK RUN	6	18.7m	8.2m (0)	12.0m (0)	2:08.12	28.77s	29.38s
9	SHERMAN	7	22.0m	12.8m (0)	17.4m (0)	2:08.37	28.83s	29.23s
3	ALISKI	8	22.1m	10.4m (1)	12.4m (1)	2:08.38	28.64s	29.60s
8	NIFTY JOLT	9	22.4m	2.2m (1)	4.6m (1)	2:08.40	28.66s	30.18s

Finish Position and metres gained

First Arrow shows distance gain/loss from 2nd Qtr to 3rd Qtr, Second Arrow shows distance gain/loss from 3rd Qtr to Finish
Blue arrow indicates best gain in these quarters



800

Visual positions in race at 2nd Quarter



400

Visual positions in race at 3rd Quarter



Wagga Riverina Race 2 Distance 1740m

Tuesday, 19 November 2024

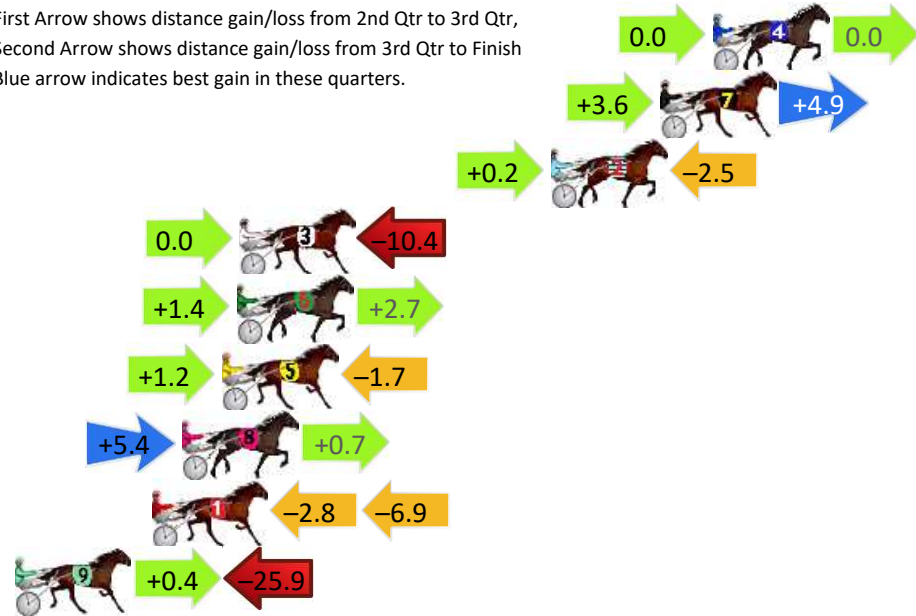
Gross Time: 2:05.90 MileRate: 1:56.50 LeadTime: 9.00s First Qtr: 28.90s Second Qtr: 30.60s Third Qtr: 28.60s Fourth Qtr: 28.80s

DATA TABLE: 800 / 400 Posi's are position from leader and (how wide the horse was at that position)

NoHorse	Plc	Mar	800 Posi	400 Posi	Time	3rd Qtr	4th Qt
4 THATS THE ATTITUDE	1	0.0m	0.0m (0)	0.0m (0)	2:05.90	28.60s	28.80s
7 LACHIES DELIGHT	2	2.1m	10.6m (1)	7.0m (1)	2:06.06	28.34s	28.45s
2 NO MORE PROMISES	3	6.5m	4.2m (0)	4.0m (0)	2:06.39	28.59s	28.98s
3 JOLTED LOVER	4	19.0m	8.6m (0)	8.6m (0)	2:07.34	28.60s	29.54s
6 ONE HORN BILLY	5	19.1m	23.2m (1)	21.8m (1)	2:07.34	28.50s	28.61s
5 THE LURKER	6	19.7m	19.2m (1)	18.0m (2)	2:07.39	28.51s	28.92s
8 THE BANKER	7	21.3m	27.4m (1)	22.0m (2)	2:07.51	28.21s	28.75s
1 ULTIMATE ME	8	22.5m	12.8m (0)	15.6m (0)	2:07.60	28.80s	29.29s
9 COMPLICATED	9	40.5m	15.0m (1)	14.6m (1)	2:08.96	28.57s	30.65s

Finish Position and metres gained

First Arrow shows distance gain/loss from 2nd Qtr to 3rd Qtr, Second Arrow shows distance gain/loss from 3rd Qtr to Finish. Blue arrow indicates best gain in these quarters.



800

Visual positions in race at 2nd Quarter



400

Visual positions in race at 3rd Quarter



Wagga Riverina Race 3 Distance 1740m

Tuesday, 19 November 2024



Gross Time: 2:07.80 MileRate: 1:58.20 LeadTime: 8.60s First Qtr: 30.50s Second Qtr: 30.90s Third Qtr: 29.40s Fourth Qtr: 28.40s

DATA TABLE: 800 / 400 Posi's are position from leader and (how wide the horse was at that position)

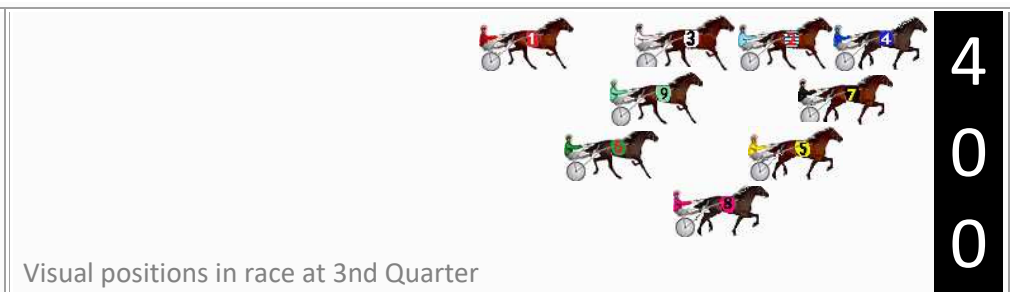
No	Horse	Plc	Mar	800 Posi	400 Posi	Time	3rd Qtr	4th Qt
2	OUR ROCKY	1	0.0m	4.0m (0)	3.8m (0)	2:07.80	29.38s	28.13s
5	ALL SO SASSY	2	0.4m	7.4m (1)	3.4m (2)	2:07.83	29.11s	28.19s
8	MOP	3	1.7m	11.4m (1)	6.4m (3)	2:07.93	29.03s	28.07s
7	MYBOYMYBOY	4	1.8m	3.2m (1)	1.4m (1)	2:07.93	29.27s	28.43s
4	SHEZ BETTORS BABE	5	2.4m	0.0m (0)	0.0m (0)	2:07.98	29.40s	28.57s
3	BLAZING	6	6.0m	8.2m (0)	8.0m (0)	2:08.25	29.38s	28.26s
9	IMPERIOUS	7	9.1m	12.2m (0)	9.0m (1)	2:08.48	29.17s	28.41s
1	UNCHAINMYART	8	9.9m	16.4m (0)	14.2m (0)	2:08.54	29.24s	28.10s
6	JAZZMIN	9	11.5m	15.2m (1)	10.8m (2)	2:08.66	29.08s	28.45s

Finish Position and metres gained

First Arrow shows distance gain/loss from 2nd Qtr to 3rd Qtr, Second Arrow shows distance gain/loss from 3rd Qtr to Finish
Blue arrow indicates best gain in these quarters.



Visual positions in race at 2nd Quarter



Visual positions in race at 3rd Quarter



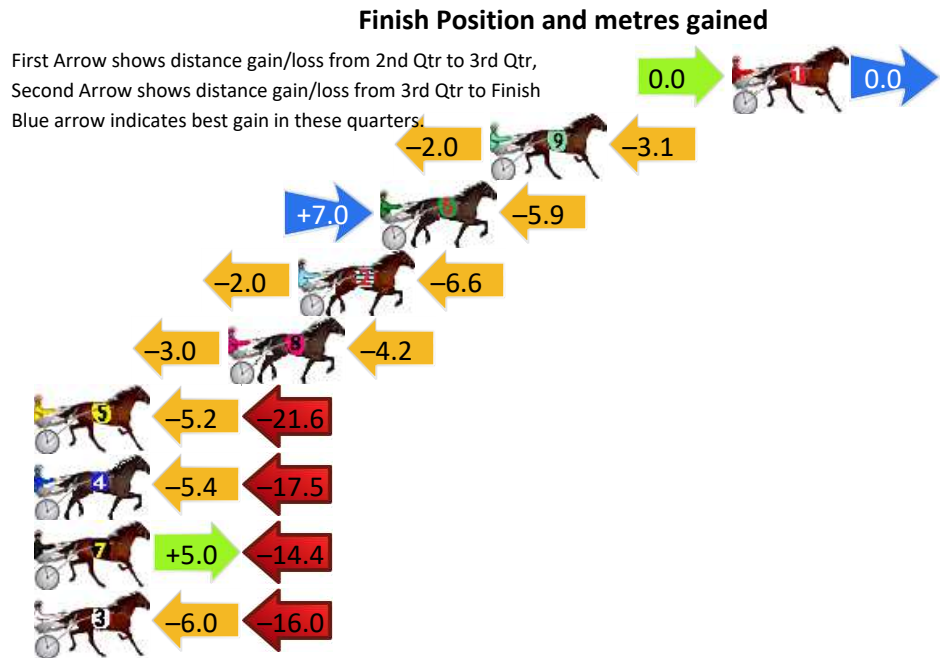
Wagga Riverina Race 4 Distance 1740m

Tuesday, 19 November 2024


Gross Time: 2:04.50 MileRate: 1:55.10 LeadTime: 8.80s First Qtr: 29.60s Second Qtr: 30.80s Third Qtr: 28.20s Fourth Qtr: 27.10s

DATA TABLE: 800 / 400 Posi's are position from leader and (how wide the horse was at that position)

No	Horse	Plc	Mar	800 Posi	400 Posi	Time	3rd Qtr	4th Qt
1	VICTORTHEINFLECTOR	1	0.0m	0.0m (0)	0.0m (0)	2:04.50	28.20s	27.10s
9	HOLME BOY	2	9.7m	4.6m (0)	6.6m (0)	2:05.19	28.34s	27.31s
6	BURTON	3	14.1m	15.2m (1)	8.2m (2)	2:05.51	27.73s	27.50s
2	TAPANGA MISS	4	17.4m	8.8m (0)	10.8m (0)	2:05.74	28.35s	27.54s
8	ANGLE DEE JAY	5	20.2m	13.0m (0)	16.0m (0)	2:05.94	28.41s	27.38s
5	THE CLOCK WINDER	6	28.2m	1.4m (1)	6.6m (1)	2:06.51	28.59s	28.56s
4	BETTERTHANTHEBOYZ	7	28.5m	5.6m (1)	11.0m (1)	2:06.53	28.60s	28.28s
7	RAGING ON	8	28.6m	19.2m (1)	14.2m (2)	2:06.54	27.88s	28.07s
3	CRACKER MISS	9	32.2m	10.2m (1)	16.2m (1)	2:06.80	28.63s	28.18s



Visual positions in race at 2nd Quarter



Visual positions in race at 3rd Quarter



Wagga Riverina Race 5 Distance 2270m

Tuesday, 19 November 2024


Gross Time: 2:46.80 MileRate: 1:58.20 LeadTime: 48.70s First Qtr: 30.80s Second Qtr: 31.40s Third Qtr: 28.20s Fourth Qtr: 27.70s

DATA TABLE: 800 / 400 Posi's are position from leader and (how wide the horse was at that position)

No	Horse	Plc	Mar	800 Posi	400 Posi	Time	3rd Qtr	4th Qt
10	MY ULTIMATE FLYNN	1	0.0m	0.0m (0)	0.0m (0)	2:46.80	28.20s	27.70s
6	MY COURTELL	2	1.6m	9.4m (1)	3.8m (2)	2:46.92	27.81s	27.55s
4	LOGAN DREAM	3	12.9m	8.2m (0)	8.0m (0)	2:47.74	28.19s	28.04s
8	TROUBLE IN HEAVEN	4	13.6m	4.0m (0)	4.0m (0)	2:47.79	28.21s	28.36s
2	WALLY BLASTER	5	18.0m	17.2m (0)	15.0m (0)	2:48.11	28.05s	27.91s
5	GEOFFREY BEE	6	18.2m	5.4m (1)	3.4m (1)	2:48.13	28.07s	28.72s
7	ROSIE POLLEN	7	18.8m	22.0m (0)	17.4m (1)	2:48.17	27.88s	27.80s
9	ALWAYS ADORNED	8	22.1m	14.0m (1)	10.8m (2)	2:48.41	27.98s	28.48s
3	MAJOR HUSS	9	24.1m	12.2m (0)	11.8m (1)	2:48.56	28.18s	28.55s

Finish Position and metres gained

First Arrow shows distance gain/loss from 2nd Qtr to 3rd Qtr, Second Arrow shows distance gain/loss from 3rd Qtr to Finish Blue arrow indicates best gain in these quarters.



800

Visual positions in race at 2nd Quarter



400

Visual positions in race at 3rd Quarter



Wagga Riverina Race 6 Distance 1740m

Tuesday, 19 November 2024



Gross Time: 2:05.80 MileRate: 1:56.40 LeadTime: 8.60s First Qtr: 28.10s Second Qtr: 31.30s Third Qtr: 29.50s Fourth Qtr: 28.30s

DATA TABLE: 800 / 400 Posi's are position from leader and (how wide the horse was at that position)

No	Horse	Plc	Mar	800 Posi	400 Posi	Time	3rd Qtr	4th Qt
1	HESHARLEY	1	0.0m	0.0m (0)	0.0m (0)	2:05.80	29.50s	28.30s
4	AVA LEANNE	2	0.5m	7.2m (1)	4.4m (2)	2:05.84	29.29s	28.03s
3	SHES CRUISIN	3	9.9m	11.4m (1)	8.8m (1)	2:06.54	29.31s	28.38s
6	JUSTCALLIMREX	4	12.1m	15.8m (1)	10.4m (2)	2:06.70	29.11s	28.42s
9	ANGELIC ATTITUDE	5	13.4m	4.0m (0)	4.4m (0)	2:06.80	29.54s	28.93s
10	ALIGHIERI	6	14.6m	8.6m (0)	8.6m (0)	2:06.89	29.51s	28.72s
8	KENZAYA	7	14.9m	20.4m (1)	14.2m (1)	2:06.91	29.06s	28.35s
7	STELLA MACH	8	16.3m	13.0m (0)	12.6m (0)	2:07.01	29.48s	28.56s
2	JEWEL ANGEL	9	16.5m	32.0m (0)	17.0m (0)	2:07.03	28.42s	28.26s
5	WAMBOYNE MACHETE	10	23.8m	2.6m (1)	2.4m (1)	2:07.57	29.52s	29.81s

Finish Position and metres gained

First Arrow shows distance gain/loss from 2nd Qtr to 3rd Qtr, Second Arrow shows distance gain/loss from 3rd Qtr to Finish Blue arrow indicates best gain in these quarters.



Wagga Riverina Race 7 Distance 1740m

Tuesday, 19 November 2024


Gross Time: 2:06.10 MileRate: 1:56.60 LeadTime: 8.70s First Qtr: 30.20s Second Qtr: 30.10s Third Qtr: 28.80s Fourth Qtr: 28.30s

DATA TABLE: 800 / 400 Posi's are position from leader and (how wide the horse was at that position)

NoHorse	Plc	Mar	800 Posi	400 Posi	Time	3rd Qtr	4th Qt
4 PADDY MACH	1	0.0m	4.0m (0)	5.8m (1)	2:06.10	28.92s	27.89s
3 BIDGEE BABE	2	2.6m	11.0m (1)	0.0m (1)	2:06.29	28.02s	28.48s
8 HUMMING TOP	3	17.8m	2.4m (1)	1.4m (0)	2:07.42	28.74s	29.45s
9 SIGNOR JUJON	4	20.1m	12.4m (0)	16.0m (1)	2:07.59	29.06s	28.59s
7 MOST CERTAIN MICKY	5	21.1m	16.4m (0)	19.2m (2)	2:07.67	29.00s	28.43s
2 SOKYS FALCON	6	23.1m	8.4m (0)	13.8m (0)	2:07.82	29.19s	28.95s
6 JACKS LAST HOO RAA	7	38.4m	15.6m (1)	14.8m (2)	2:08.96	28.76s	29.96s
1 ARKLOW	8	52.2m	0.0m (0)	5.6m (0)	2:09.98	29.23s	31.58s
5 OURMATE GEEJAY	9	75.4m	7.0m (1)	11.6m (1)	2:11.71	29.17s	32.79s


Finish Position and metres gained

First Arrow shows distance gain/loss from 2nd Qtr to 3rd Qtr, Second Arrow shows distance gain/loss from 3rd Qtr to Finish
Blue arrow indicates best gain in these quarters.



800

Visual positions in race at 2nd Quarter



400

Visual positions in race at 3rd Quarter



Wagga Riverina Race 8 Distance 1740m

Tuesday, 19 November 2024

Gross Time: 2:06.30 MileRate: 1:56.80 LeadTime: 9.00s First Qtr: 29.70s Second Qtr: 31.00s Third Qtr: 28.50s Fourth Qtr: 28.10s

DATA TABLE: 800 / 400 Posi's are position from leader and (how wide the horse was at that position)

No	Horse	Plc	Mar	800 Posi	400 Posi	Time	3rd Qtr	4th Qt
1	VIENNA OPERA	1	0.0m	0.0m (0)	0.0m (0)	2:06.30	28.50s	28.10s
10	COOP DE RED	2	5.2m	4.0m (0)	5.0m (0)	2:06.68	28.57s	28.11s
5	DOLLAR BROWNIE	3	5.4m	9.2m (1)	10.6m (2)	2:06.70	28.60s	27.74s
6	MILLYANO	4	16.1m	16.8m (0)	19.6m (0)	2:07.49	28.70s	27.86s
7	WAR HAMMER	5	29.2m	13.4m (1)	12.6m (0)	2:08.46	28.45s	29.26s
4	RHYTHMOFMYART	6	37.9m	5.0m (1)	9.4m (1)	2:09.10	28.82s	30.09s
8	JUDDLEY	7	71.4m	21.2m (0)	30.4m (0)	2:11.57	29.17s	30.96s
2	ROCKING MANDY	8	100.2m	9.0m (0)	40.0m (0)	2:13.70	30.71s	32.31s
9	WARRAWEE LAZ	9	182.3m	120.0m (0)	140.0m (0)	2:19.76	29.93s	31.05s

Finish Position and metres gained

First Arrow shows distance gain/loss from 2nd Qtr to 3rd Qtr,
Second Arrow shows distance gain/loss from 3rd Qtr to Finish
Blue arrow indicates best gain in these quarters.

