

# Bathurst Race 1 Distance 1730m

Wednesday, 20 November 2024


Gross Time: 2:02.90 MileRate: 1:54.40 LeadTime: 8.40s First Qtr: 27.60s Second Qtr: 30.50s Third Qtr: 28.20s Fourth Qtr: 28.20s

DATA TABLE: 800 / 400 Posi's are position from leader and (how wide the horse was at that position)

No	Horse	Plc	Mar	800 Posi	400 Posi	Time	3rd Qtr	4th Qt
5	MORESCO	1	0.0m	0.0m (0)	0.0m (0)	2:02.90	28.20s	28.20s
1	GABBYS SPORTSTAR	2	2.7m	4.0m (0)	4.2m (0)	2:03.10	28.21s	28.09s
3	SPECIAL SPIN	3	4.5m	8.4m (1)	4.8m (2)	2:03.23	27.95s	28.18s
4	REBOUNDER	4	6.8m	22.0m (1)	19.4m (1)	2:03.40	28.02s	27.32s
10	POPS LEGACY	5	7.3m	13.4m (1)	10.4m (2)	2:03.44	27.99s	27.98s
9	EXCESS VITALITY	6	8.7m	8.0m (0)	8.4m (0)	2:03.54	28.23s	28.22s
11	KING BOBBIE	7	9.4m	13.8m (0)	13.0m (0)	2:03.60	28.14s	27.95s
6	MEGS MONARO	8	10.9m	18.0m (1)	15.6m (2)	2:03.71	28.03s	27.87s
7	LEXYS ON SONG	9	13.9m	19.4m (0)	18.0m (0)	2:03.93	28.10s	27.91s
2	ULTIMATE TROUBLE	10	36.1m	3.8m (1)	7.0m (1)	2:05.58	28.42s	30.24s

## Finish Position and metres gained

First Arrow shows distance gain/loss from 2nd Qtr to 3rd Qtr, Second Arrow shows distance gain/loss from 3rd Qtr to Finish  
Blue arrow indicates best gain in these quarters.



800

Visual positions in race at 2nd Quarter



400

Visual positions in race at 3rd Quarter



# Bathurst Race 2 Distance 1730m

Wednesday, 20 November 2024


Gross Time: 2:03.20 MileRate: 1:54.60 LeadTime: 8.20s First Qtr: 28.20s Second Qtr: 30.10s Third Qtr: 27.70s Fourth Qtr: 29.00s

DATA TABLE: 800 / 400 Posi's are position from leader and (how wide the horse was at that position)

No	Horse	Plc	Mar	800 Posi	400 Posi	Time	3rd Qtr	4th Qt
9	GWYNETH P	1	0.0m	8.6m (0)	8.6m (0)	2:03.20	27.71s	28.38s
6	ESTHER RISING	2	4.6m	13.4m (1)	14.8m (1)	2:03.55	27.82s	28.26s
7	ZEN MASTER	3	5.5m	17.6m (1)	19.4m (1)	2:03.62	27.85s	28.00s
10	FOUR STAR LINCOLN	4	6.2m	9.2m (1)	10.2m (1)	2:03.67	27.78s	28.71s
5	PLATINUM JEWEL	5	6.2m	1.2m (1)	1.2m (1)	2:03.67	27.69s	29.36s
4	POSH FELLA	6	6.3m	0.0m (0)	0.0m (0)	2:03.68	27.69s	29.45s
2	WEAREALLALONE	7	7.1m	5.2m (1)	5.6m (1)	2:03.74	27.73s	29.11s
1	MUSCLE TOWN	8	9.6m	4.6m (0)	4.4m (0)	2:03.93	27.68s	29.37s
8	TULHURST TERROR	9	10.7m	13.0m (0)	13.8m (0)	2:04.01	27.76s	28.78s

## Finish Position and metres gained

First Arrow shows distance gain/loss from 2nd Qtr to 3rd Qtr, Second Arrow shows distance gain/loss from 3rd Qtr to Finish  
Blue arrow indicates best gain in these quarters.



800

Visual positions in race at 2nd Quarter



400

Visual positions in race at 3rd Quarter



# Bathurst Race 3 Distance 1730m

Wednesday, 20 November 2024



Gross Time: 2:04.40 MileRate: 1:55.70 LeadTime: 8.10s First Qtr: 27.30s Second Qtr: 31.00s Third Qtr: 28.90s Fourth Qtr: 29.10s

DATA TABLE: 800 / 400 Posi's are position from leader and (how wide the horse was at that position)

No	Horse	Plc	Mar	800 Posi	400 Posi	Time	3rd Qtr	4th Qt
9	ROAD TO RECOVERY	1	0.0m	8.0m (0)	8.8m (0)	2:04.40	28.96s	28.46s
1	SKYE MARY MAC	2	2.2m	4.0m (0)	4.2m (0)	2:04.57	28.91s	28.96s
6	DONT TELL PHYLLIS	3	3.7m	12.4m (0)	13.4m (0)	2:04.68	28.97s	28.40s
4	TULHURST TIMMY	4	3.8m	15.2m (1)	11.6m (3)	2:04.69	28.64s	28.54s
2	PRINCE LOUIE	5	7.3m	0.0m (0)	0.0m (0)	2:04.96	28.90s	29.63s
7	LUCKY ZARA	6	9.7m	19.2m (1)	15.6m (2)	2:05.14	28.64s	28.67s
10	WINDY HILL LUCY	7	12.1m	7.0m (1)	8.6m (2)	2:05.32	29.01s	29.35s
8	BILL SHANNON	8	15.2m	16.4m (0)	17.6m (0)	2:05.56	28.99s	28.93s
3	LENNOX BROMAC	9	25.7m	11.2m (1)	14.6m (1)	2:06.36	29.14s	29.90s
5	IDEAL DENNY	10	53.0m	2.6m (1)	5.8m (1)	2:08.45	29.12s	32.51s

## Finish Position and metres gained

First Arrow shows distance gain/loss from 2nd Qtr to 3rd Qtr, Second Arrow shows distance gain/loss from 3rd Qtr to Finish  
Blue arrow indicates best gain in these quarters.



8  
0  
0

Visual positions in race at 2nd Quarter



4  
0  
0

Visual positions in race at 3rd Quarter



# Bathurst Race 4 Distance 2260m

Wednesday, 20 November 2024


Gross Time: 2:44.50 MileRate: 1:57.10 LeadTime: 47.00s First Qtr: 30.10s Second Qtr: 30.30s Third Qtr: 28.30s Fourth Qtr: 28.80s

DATA TABLE: 800 / 400 Posi's are position from leader and (how wide the horse was at that position)

No	Horse	Plc	Mar	800 Posi	400 Posi	Time	3rd Qtr	4th Qt
5	MAJOR ENVY	1	0.0m	6.8m (1)	3.6m (2)	2:44.50	28.08s	28.54s
10	MAMMALS ALIBI	2	0.5m	2.4m (1)	0.0m (1)	2:44.54	28.13s	28.84s
7	KICK THE SWITCH	3	1.1m	14.8m (1)	8.2m (2)	2:44.58	27.84s	28.29s
9	SABELLA SHANNON	4	1.8m	4.0m (0)	4.8m (0)	2:44.64	28.36s	28.59s
3	ALWAYSBMINNIE	5	4.5m	19.6m (1)	11.6m (1)	2:44.84	27.74s	28.29s
6	ALWAYSBMYPONY	6	5.6m	8.4m (0)	5.4m (1)	2:44.92	28.09s	28.81s
1	DORRISTOPAYTHEBIL L	7	6.2m	0.0m (0)	0.8m (0)	2:44.97	28.35s	29.19s
2	VAMOS	8	12.0m	10.8m (1)	6.2m (3)	2:45.41	27.97s	29.22s
4	HALL STITCHED UP	9	37.1m	13.0m (0)	11.8m (0)	2:47.30	28.20s	30.61s

## Finish Position and metres gained

First Arrow shows distance gain/loss from 2nd Qtr to 3rd Qtr,  
Second Arrow shows distance gain/loss from 3rd Qtr to Finish  
Blue arrow indicates best gain in these quarters.



800

Visual positions in race at 2nd Quarter



400

Visual positions in race at 3rd Quarter





# Bathurst Race 5 Distance 1730m

Wednesday, 20 November 2024



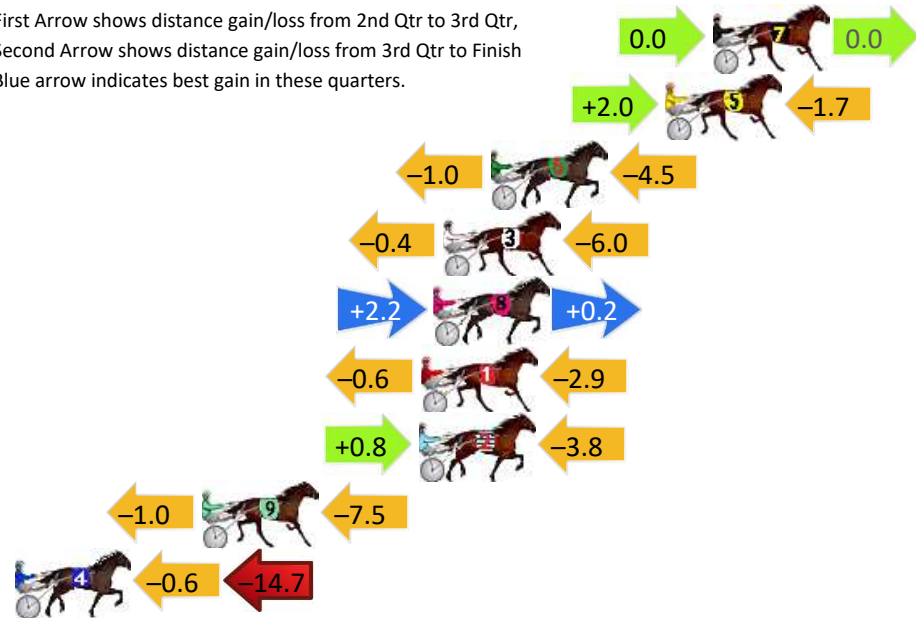
Gross Time: 2:01.70 MileRate: 1:53.20 LeadTime: 8.50s First Qtr: 27.00s Second Qtr: 30.40s Third Qtr: 27.90s Fourth Qtr: 27.90s

DATA TABLE: 800 / 400 Posi's are position from leader and (how wide the horse was at that position)

No	Horse	Plc	Mar	800 Posi	400 Posi	Time	3rd Qtr	4th Qt
7	SMOOTH BUZZ	1	0.0m	0.0m (0)	0.0m (0)	2:01.70	27.90s	27.90s
5	ALLSTARZZ FRANKIE	2	1.9m	2.2m (2)	0.2m (1)	2:01.84	27.76s	28.02s
6	HE AINT FAKIN	3	8.9m	3.4m (1)	4.4m (1)	2:02.35	27.97s	28.21s
3	HUNTER SHANNON	4	10.8m	4.4m (0)	4.8m (0)	2:02.49	27.93s	28.32s
8	IAM THE CAPTAIN	5	11.2m	13.6m (1)	11.4m (3)	2:02.52	27.75s	27.89s
1	BETTORS HOPE	6	11.7m	8.2m (0)	8.8m (0)	2:02.56	27.94s	28.10s
2	TERRYRAMA	7	11.8m	8.8m (1)	8.0m (2)	2:02.57	27.84s	28.16s
9	FAZE OF GLORY	8	20.5m	12.0m (0)	13.0m (0)	2:03.20	27.97s	28.42s
4	HAVEYOUCHECKEDIN	9	31.7m	16.4m (0)	17.0m (1)	2:04.03	27.94s	28.92s

## Finish Position and metres gained

First Arrow shows distance gain/loss from 2nd Qtr to 3rd Qtr, Second Arrow shows distance gain/loss from 3rd Qtr to Finish. Blue arrow indicates best gain in these quarters.



# Bathurst Race 6 Distance 1730m

Wednesday, 20 November 2024


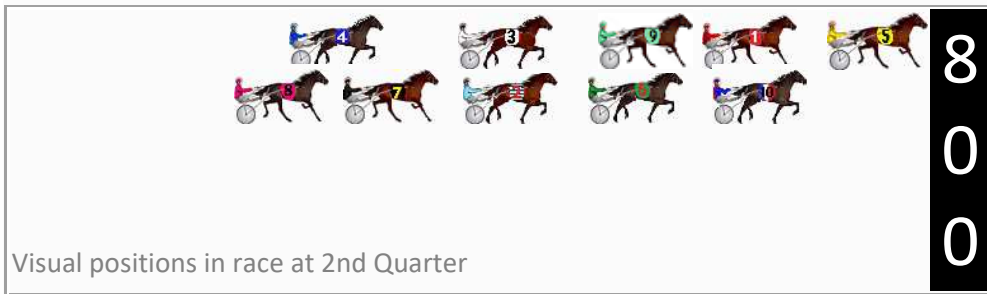
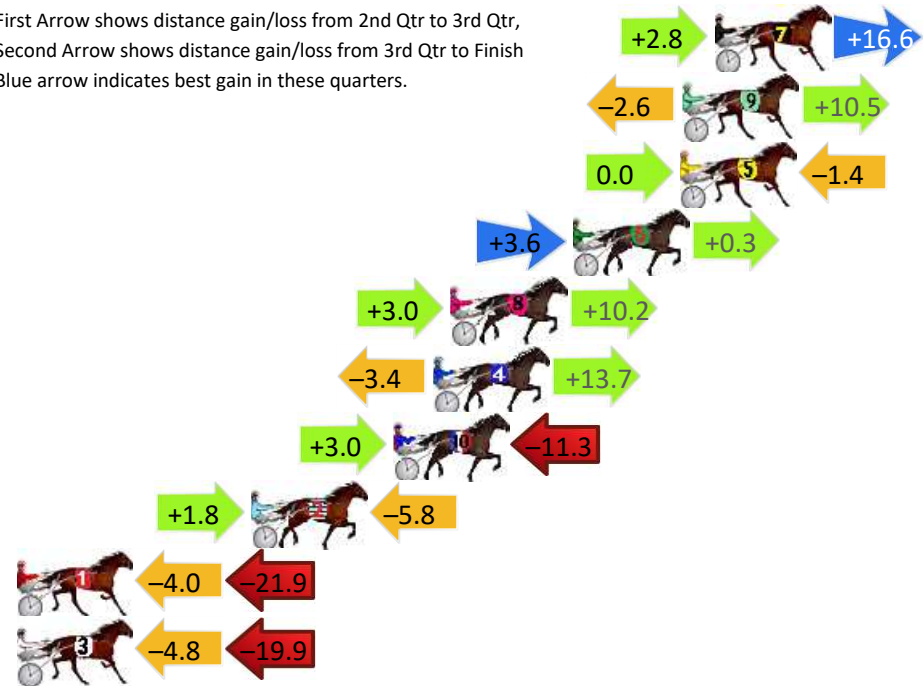
Gross Time: 2:03.80 MileRate: 1:55.20 LeadTime: 8.20s First Qtr: 28.50s Second Qtr: 28.80s Third Qtr: 28.60s Fourth Qtr: 29.70s

DATA TABLE: 800 / 400 Posi's are position from leader and (how wide the horse was at that position)

No	Horse	Plc	Mar	800 Posi	400 Posi	Time	3rd Qtr	4th Qt
7	UNCLE CRAIGO	1	0.0m	19.4m (1)	16.6m (1)	2:03.80	28.42s	28.47s
9	LAYLA SHANNON	2	1.3m	9.2m (0)	11.8m (1)	2:03.90	28.80s	28.92s
5	A LIL BIT OF LOVE	3	1.4m	0.0m (0)	0.0m (0)	2:03.91	28.60s	29.80s
6	LUCKY PUNT	4	5.7m	9.6m (1)	6.0m (1)	2:04.24	28.34s	29.68s
8	TINNY MAHONEY	5	10.6m	23.8m (1)	20.8m (1)	2:04.63	28.40s	28.95s
4	HALL CASH	6	11.3m	21.6m (0)	25.0m (0)	2:04.68	28.87s	28.69s
10	ART OF TERROR	7	12.9m	4.6m (1)	1.6m (1)	2:04.80	28.37s	30.53s
2	PUPPETEER	8	18.6m	14.6m (1)	12.8m (2)	2:05.25	28.46s	30.13s
1	ROYAL FOCUS	9	30.9m	5.0m (0)	9.0m (0)	2:06.21	28.86s	31.32s
3	MY FRIEND MOLLY	10	39.5m	14.8m (0)	19.6m (0)	2:06.87	28.92s	31.17s

## Finish Position and metres gained

First Arrow shows distance gain/loss from 2nd Qtr to 3rd Qtr, Second Arrow shows distance gain/loss from 3rd Qtr to Finish Blue arrow indicates best gain in these quarters.



# Bathurst Race 7 Distance 1730m

Wednesday, 20 November 2024

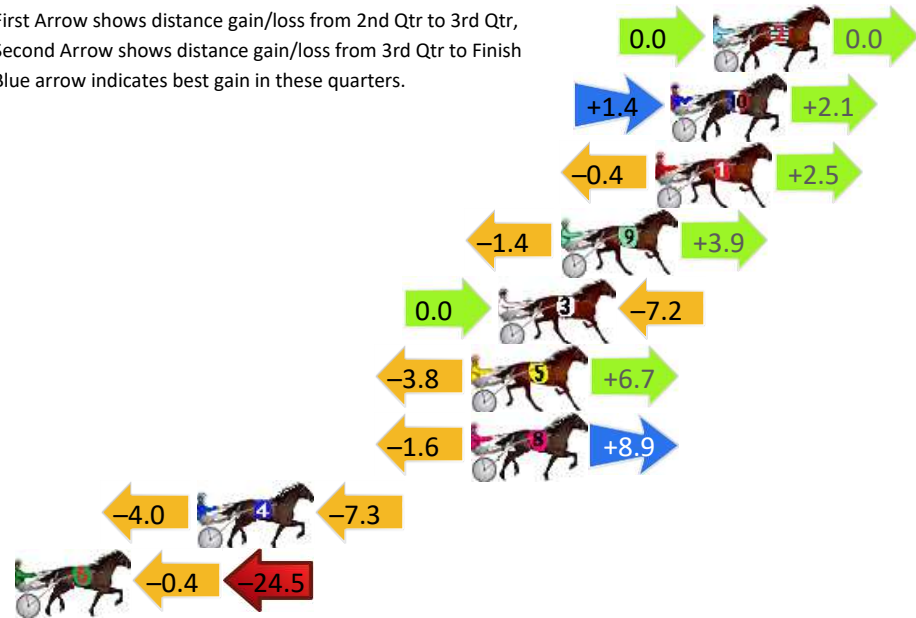
Gross Time: 2:09.10 MileRate: 2:00.10 LeadTime: 8.30s First Qtr: 31.30s Second Qtr: 32.70s Third Qtr: 28.80s Fourth Qtr: 28.00s

DATA TABLE: 800 / 400 Posi's are position from leader and (how wide the horse was at that position)

NoHorse	Plc	Mar	800 Posi	400 Posi	Time	3rd Qtr	4th Qt
2 RUSTY DANCER	1	0.0m	0.0m (0)	0.0m (0)	2:09.10	28.80s	28.00s
10 UNCLE TONY	2	1.7m	5.2m (1)	3.8m (2)	2:09.23	28.70s	27.85s
1 LIVE VANCE	3	2.3m	4.4m (0)	4.8m (0)	2:09.27	28.83s	27.83s
9 LETSTACOBOUTIT	4	6.1m	8.6m (0)	10.0m (0)	2:09.55	28.89s	27.73s
3 SMOKING SHANNON	5	8.6m	1.4m (1)	1.4m (1)	2:09.73	28.81s	28.50s
5 HILLS VILLE	6	9.7m	12.6m (0)	16.4m (0)	2:09.81	29.06s	27.53s
8 JOHEMIAN	7	9.7m	17.0m (0)	18.6m (1)	2:09.81	28.90s	27.38s
4 GRACE SHANNON	8	20.7m	9.4m (1)	13.4m (1)	2:10.62	29.09s	28.51s
6 BRONX	9	38.3m	13.4m (1)	13.8m (2)	2:11.92	28.85s	29.71s

## Finish Position and metres gained

First Arrow shows distance gain/loss from 2nd Qtr to 3rd Qtr, Second Arrow shows distance gain/loss from 3rd Qtr to Finish  
Blue arrow indicates best gain in these quarters.



800

Visual positions in race at 2nd Quarter



400

Visual positions in race at 3rd Quarter



# Bathurst Race 8 Distance 1730m

Wednesday, 20 November 2024

Gross Time: 2:07.40 MileRate: 1:58.50 LeadTime: 8.20s First Qtr: 29.20s Second Qtr: 32.60s Third Qtr: 29.30s Fourth Qtr: 28.10s

DATA TABLE: 800 / 400 Posi's are position from leader and (how wide the horse was at that position)

NoHorse	Plc	Mar	800 Posi	400 Posi	Time	3rd Qtr	4th Qt
6 AUNTIE LOU	1	0.0m	4.2m (0)	4.4m (0)	2:07.40	29.31s	27.79s
3 THE SAMURAI	2	1.7m	8.6m (0)	9.0m (0)	2:07.53	29.32s	27.59s
1 ROYAL VILLA	3	3.2m	0.0m (0)	0.0m (0)	2:07.64	29.30s	28.32s
4 STUDLEIGH SUNRISE	4	30.5m	13.0m (0)	13.4m (0)	2:09.65	29.35s	29.29s
2 BETTOR BRILLIANCE	5	80.6m	3.6m (1)	4.4m (1)	2:13.35	29.47s	33.42s
7 MAMMALS GIRL	6	143.0m	12.2m (1)	10.6m (2)	2:17.96	29.38s	37.35s
8 TAKE HIS PLACE	7	540.5m	360.0m (0)	450.0m (0)	2:47.32	35.86s	34.42s

## Finish Position and metres gained

First Arrow shows distance gain/loss from 2nd Qtr to 3rd Qtr, Second Arrow shows distance gain/loss from 3rd Qtr to Finish Blue arrow indicates best gain in these quarters.

