

Wagga Riverina Race 1 Distance 1740m

Friday, 13 December 2024



Gross Time: 2:04.30 MileRate: 1:54.90 LeadTime: 8.70s First Qtr: 29.00s Second Qtr: 29.70s Third Qtr: 28.50s Fourth Qtr: 28.40s

DATA TABLE: 800 / 400 Posi's are position from leader and (how wide the horse was at that position)

NoHorse	Plc	Mar	800 Posi	400 Posi	Time	3rd Qtr	4th Qt
2 LUVTOO	1	0.0m	0.2m (0)	0.2m (0)	2:04.30	28.50s	28.39s
9 MOP	2	5.4m	8.6m (0)	10.2m (1)	2:04.70	28.61s	28.06s
4 HES A TERROR	3	7.0m	0.0m (1)	0.0m (1)	2:04.82	28.50s	28.89s
5 IMPERIOUS	4	10.5m	3.8m (1)	4.0m (1)	2:05.08	28.51s	28.86s
3 REDBANK HARRY	5	10.8m	7.8m (1)	6.8m (2)	2:05.11	28.43s	28.68s
10 FIFTYSHADESOFHAY	6	14.2m	12.0m (1)	11.0m (2)	2:05.36	28.43s	28.63s
7 HOLME BOY	7	14.8m	20.4m (1)	15.2m (2)	2:05.40	28.13s	28.37s
8 SIGNOR JUJON	8	17.0m	16.2m (1)	14.8m (1)	2:05.57	28.40s	28.56s
6 HUMMING TOP	9	18.7m	13.2m (0)	14.4m (0)	2:05.70	28.59s	28.70s
1 GLAMORS SYMBOL	10	23.3m	4.6m (0)	7.2m (0)	2:06.04	28.69s	29.54s

Finish Position and metres gained

First Arrow shows distance gain/loss from 2nd Qtr to 3rd Qtr,
Second Arrow shows distance gain/loss from 3rd Qtr to Finish
Blue arrow indicates best gain in these quarters.



800

Visual positions in race at 2nd Quarter



400

Visual positions in race at 3rd Quarter



Wagga Riverina Race 2 Distance 1740m

Friday, 13 December 2024


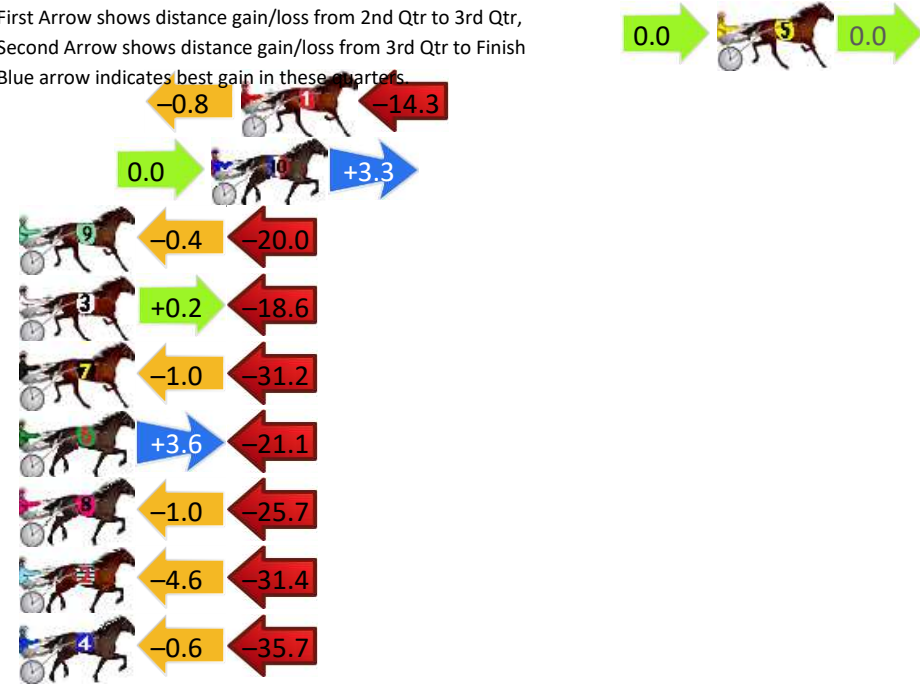
Gross Time: 2:01.90 MileRate: 1:52.70 LeadTime: 8.60s First Qtr: 28.60s Second Qtr: 28.00s Third Qtr: 29.40s Fourth Qtr: 27.30s

DATA TABLE: 800 / 400 Posi's are position from leader and (how wide the horse was at that position)

No	Horse	Plc	Mar	800 Posi	400 Posi	Time	3rd Qtr	4th Qt
5	IM DUSTEE	1	0.0m	0.0m (0)	0.0m (0)	2:01.90	29.40s	27.30s
1	FOXYONTERUN	2	19.1m	4.0m (0)	4.8m (0)	2:03.27	29.49s	28.27s
10	MIGHTY JOLT	3	20.3m	23.6m (1)	23.6m (2)	2:03.36	29.39s	27.08s
9	OUR ROCKY	4	28.4m	8.0m (0)	8.4m (0)	2:03.94	29.48s	28.66s
3	THATS THE ATTITUDE	5	37.6m	19.2m (1)	19.0m (2)	2:04.60	29.43s	28.56s
7	TYABB WONDER	6	42.4m	10.2m (1)	11.2m (1)	2:04.95	29.55s	29.42s
6	BETTORS MOON	7	45.3m	27.8m (1)	24.2m (3)	2:05.16	29.20s	28.73s
8	THE BANKER	8	48.5m	21.8m (0)	22.8m (0)	2:05.39	29.54s	29.04s
2	CRACKER MISS	9	50.2m	14.2m (0)	18.8m (0)	2:05.51	29.81s	29.43s
4	MILLWOOD GRACE	10	50.5m	14.2m (1)	14.8m (2)	2:05.53	29.54s	29.72s

Finish Position and metres gained

First Arrow shows distance gain/loss from 2nd Qtr to 3rd Qtr, Second Arrow shows distance gain/loss from 3rd Qtr to Finish
Blue arrow indicates best gain in these quarters



Wagga Riverina Race 3 Distance 1740m

Friday, 13 December 2024

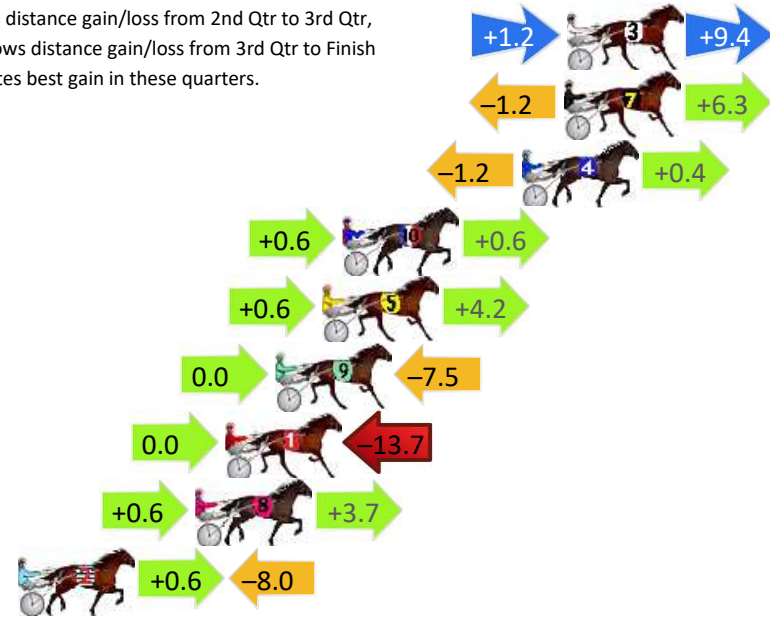
Gross Time: 2:05.60 MileRate: 1:56.20 LeadTime: 8.80s First Qtr: 29.30s Second Qtr: 30.40s Third Qtr: 29.00s Fourth Qtr: 28.10s

DATA TABLE: 800 / 400 Posi's are position from leader and (how wide the horse was at that position)

NoHorse	Plc	Mar	800 Posi	400 Posi	Time	3rd Qtr	4th Qt
3 LILLY LOTUS	1	0.0m	10.6m (1)	9.4m (2)	2:05.60	28.90s	27.44s
7 LOCHIEL LAD	2	0.1m	5.2m (1)	6.4m (1)	2:05.61	29.08s	27.66s
4 BUBBA NAY	3	1.8m	1.0m (1)	2.2m (1)	2:05.73	29.08s	28.07s
10 LENS LEGACY	4	9.0m	10.2m (0)	9.6m (0)	2:06.26	28.96s	28.06s
5 SPREAD THE FEAR	5	9.8m	14.6m (1)	14.0m (1)	2:06.32	28.95s	27.81s
9 HARVEY HUGHES	6	11.7m	4.2m (0)	4.2m (0)	2:06.46	29.01s	28.62s
1 PERSONIFIED	7	13.7m	0.0m (0)	0.0m (0)	2:06.61	29.02s	29.06s
8 REASON TO LAUGH	8	14.9m	19.2m (1)	18.6m (1)	2:06.70	28.95s	27.84s
2 MAXYS GEM	9	22.0m	14.6m (0)	14.0m (0)	2:07.22	28.97s	28.66s

Finish Position and metres gained

First Arrow shows distance gain/loss from 2nd Qtr to 3rd Qtr, Second Arrow shows distance gain/loss from 3rd Qtr to Finish
Blue arrow indicates best gain in these quarters.



800

Visual positions in race at 2nd Quarter



400

Visual positions in race at 3rd Quarter



Wagga Riverina Race 4 Distance 1740m

Friday, 13 December 2024

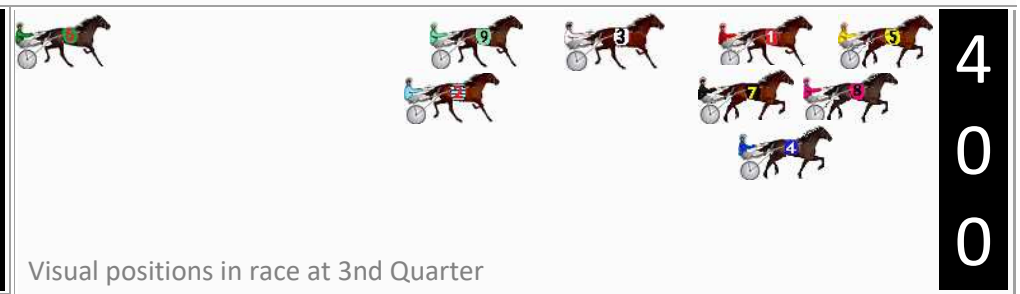
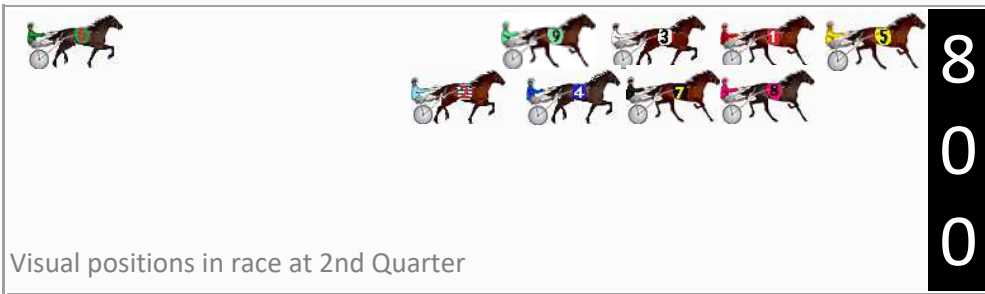
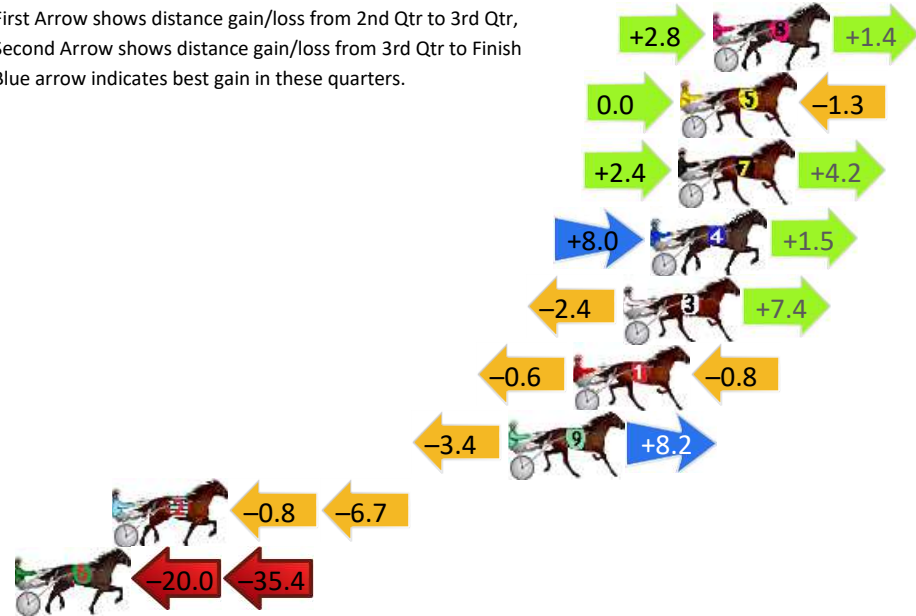
Gross Time: 2:05.20 MileRate: 1:55.80 LeadTime: 8.60s First Qtr: 28.50s Second Qtr: 31.40s Third Qtr: 29.00s Fourth Qtr: 27.70s

DATA TABLE: 800 / 400 Posi's are position from leader and (how wide the horse was at that position)

No	Horse	Plc	Mar	800 Posi	400 Posi	Time	3rd Qtr	4th Qt
8	FEAR THE PAIN	1	0.0m	4.2m (1)	1.4m (1)	2:05.20	28.80s	27.60s
5	HESHARLEY	2	1.3m	0.0m (0)	0.0m (0)	2:05.29	29.00s	27.79s
7	ALWAYSATTHEBEACH	3	1.4m	8.0m (1)	5.6m (1)	2:05.30	28.82s	27.41s
4	JANIE BLU	4	2.5m	12.0m (1)	4.0m (2)	2:05.38	28.43s	27.60s
3	KENZAYA	5	3.6m	8.6m (0)	11.0m (0)	2:05.46	29.16s	27.19s
1	LEWENDON	6	5.6m	4.2m (0)	4.8m (0)	2:05.61	29.04s	27.76s
9	DANCING ART	7	8.2m	13.0m (0)	16.4m (0)	2:05.80	29.23s	27.14s
2	TINNYMEDAD	8	24.1m	16.6m (1)	17.4m (1)	2:06.96	29.07s	28.16s
6	DOLLAR BROWNIE	9	95.4m	40.0m (0)	60.0m (0)	2:12.15	30.47s	30.14s

Finish Position and metres gained

First Arrow shows distance gain/loss from 2nd Qtr to 3rd Qtr, Second Arrow shows distance gain/loss from 3rd Qtr to Finish
Blue arrow indicates best gain in these quarters.





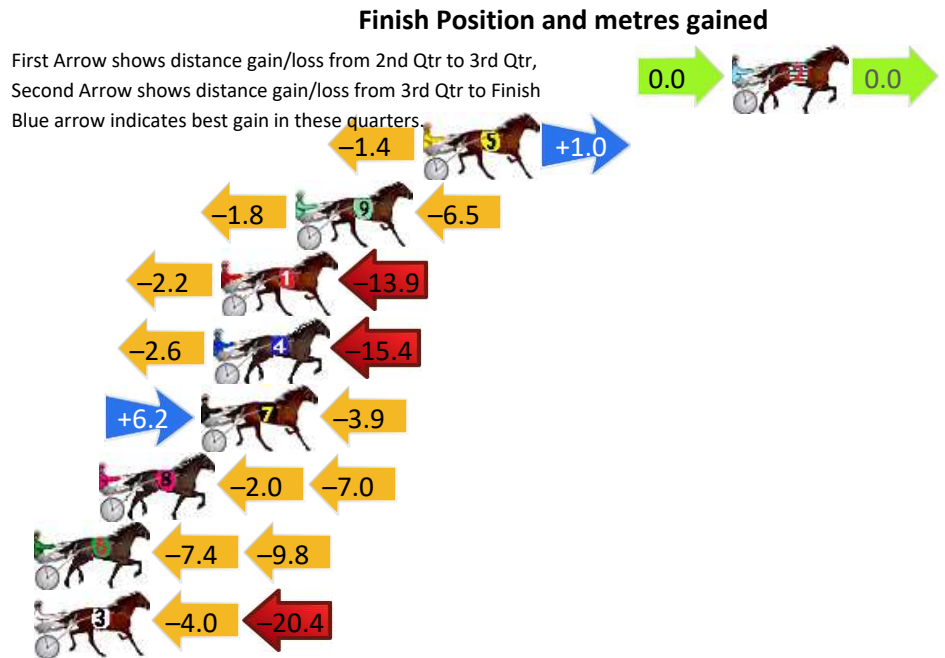
Wagga Riverina Race 5 Distance 1740m

Friday, 13 December 2024

Gross Time: 2:02.70 MileRate: 1:53.50 LeadTime: 8.60s First Qtr: 29.00s Second Qtr: 28.90s Third Qtr: 27.80s Fourth Qtr: 28.40s

DATA TABLE: 800 / 400 Posi's are position from leader and (how wide the horse was at that position)

NoHorse	Plc	Mar	800 Posi	400 Posi	Time	3rd Qtr	4th Qt
2 OKANUI BEACH	1	0.0m	0.0m (0)	0.0m (0)	2:02.70	27.80s	28.40s
5 LENNY LINCOLN	2	12.4m	12.0m (1)	13.4m (2)	2:03.63	27.90s	28.33s
9 SIGNIFICANT LAZ	3	17.5m	9.2m (0)	11.0m (0)	2:04.01	27.92s	28.86s
1 SWEET OPTIONS	4	20.5m	4.4m (0)	6.6m (0)	2:04.23	27.94s	29.38s
4 OUR ULTIMATE ROXY	5	20.8m	2.8m (1)	5.4m (1)	2:04.25	27.97s	29.49s
7 OTTOS WEALTH	6	21.3m	23.6m (1)	17.4m (2)	2:04.29	27.36s	28.68s
8 ONTHADARKSIDE	7	25.4m	16.4m (1)	18.4m (1)	2:04.59	27.93s	28.89s
6 ANGLE DEE JAY	8	30.8m	13.6m (0)	21.0m (0)	2:05.00	28.31s	29.09s
3 QUICKSHIFT GIRL	9	31.4m	7.0m (1)	11.0m (1)	2:05.04	28.06s	29.84s



Wagga Riverina Race 6 Distance 1740m

Friday, 13 December 2024


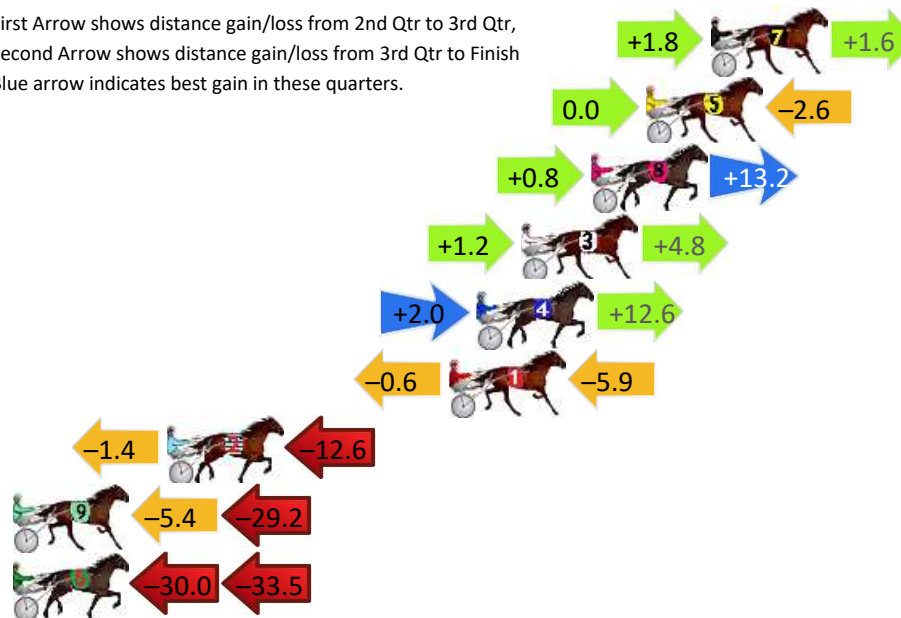
Gross Time: 2:02.10 MileRate: 1:53.00 LeadTime: 8.50s First Qtr: 27.60s Second Qtr: 29.40s Third Qtr: 28.60s Fourth Qtr: 28.00s

DATA TABLE: 800 / 400 Posi's are position from leader and (how wide the horse was at that position)

No	Horse	Plc	Mar	800 Posi	400 Posi	Time	3rd Qtr	4th Qt
7	SECRET SEA	1	0.0m	3.4m (1)	1.6m (1)	2:02.10	28.47s	27.89s
5	ELATED	2	2.6m	0.0m (0)	0.0m (0)	2:02.29	28.60s	28.18s
8	TIZZY LIZZIE	3	4.8m	18.8m (1)	18.0m (1)	2:02.45	28.53s	27.08s
3	SUGAR COAT ME	4	7.6m	13.6m (1)	12.4m (2)	2:02.66	28.51s	27.67s
4	TOORAM MAGIC	5	9.4m	24.0m (1)	22.0m (1)	2:02.79	28.45s	27.12s
1	BEACH DELIGHT	6	10.5m	4.0m (0)	4.6m (0)	2:02.87	28.65s	28.41s
2	ALWAYS ADORNED	7	21.8m	7.8m (1)	9.2m (1)	2:03.70	28.71s	28.88s
9	NEEDBEE	8	43.2m	8.6m (0)	14.0m (0)	2:05.28	29.00s	30.03s
6	ABERCROMBIE ART	9	143.5m	80.0m (0)	110.0m (0)	2:12.66	30.74s	30.33s

Finish Position and metres gained

First Arrow shows distance gain/loss from 2nd Qtr to 3rd Qtr, Second Arrow shows distance gain/loss from 3rd Qtr to Finish
Blue arrow indicates best gain in these quarters.



Wagga Riverina Race 7 Distance 1740m

Friday, 13 December 2024



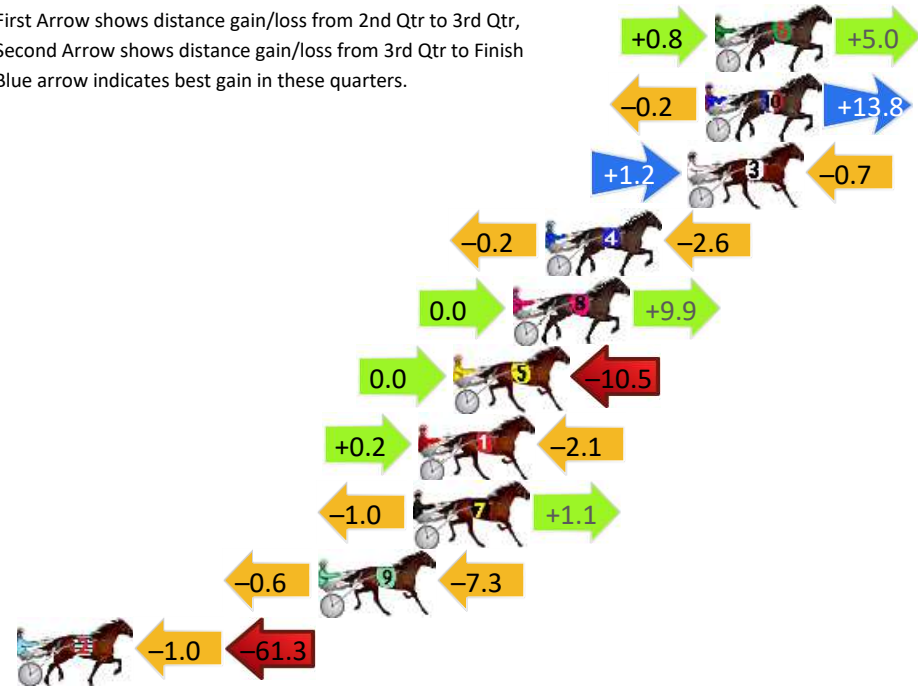
Gross Time: 2:04.70 MileRate: 1:55.30 LeadTime: 8.20s First Qtr: 27.40s Second Qtr: 29.50s Third Qtr: 30.30s Fourth Qtr: 29.30s

DATA TABLE: 800 / 400 Posi's are position from leader and (how wide the horse was at that position)

No	Horse	Plc	Mar	800 Posi	400 Posi	Time	3rd Qtr	4th Qt
6	CHEEZ	1	0.0m	5.8m (1)	5.0m (1)	2:04.70	30.23s	28.94s
10	FOREVER YIN	2	0.4m	14.0m (1)	14.2m (1)	2:04.73	30.30s	28.29s
3	METAL ROCK	3	1.1m	1.6m (1)	0.4m (1)	2:04.78	30.21s	29.35s
4	BARWEN STORM	4	6.8m	4.0m (0)	4.2m (0)	2:05.22	30.32s	29.49s
8	ROCK THE NATION	5	8.1m	18.0m (1)	18.0m (0)	2:05.32	30.29s	28.58s
5	OUR REBEL YELL	6	10.5m	0.0m (0)	0.0m (0)	2:05.51	30.31s	30.06s
1	PHILANDERING CHEF	7	11.9m	10.0m (1)	9.8m (1)	2:05.61	30.29s	29.45s
7	VILLAGE AREA	8	12.1m	12.2m (0)	13.2m (0)	2:05.63	30.37s	29.22s
9	PLAN CE	9	15.9m	8.0m (0)	8.6m (0)	2:05.92	30.35s	29.83s
2	RINGOS A STAR	10	182.3m	120.0m (0)	121.0m (0)	2:18.71	30.45s	33.77s

Finish Position and metres gained

First Arrow shows distance gain/loss from 2nd Qtr to 3rd Qtr, Second Arrow shows distance gain/loss from 3rd Qtr to Finish Blue arrow indicates best gain in these quarters.



Wagga Riverina Race 8 Distance 1740m

Friday, 13 December 2024

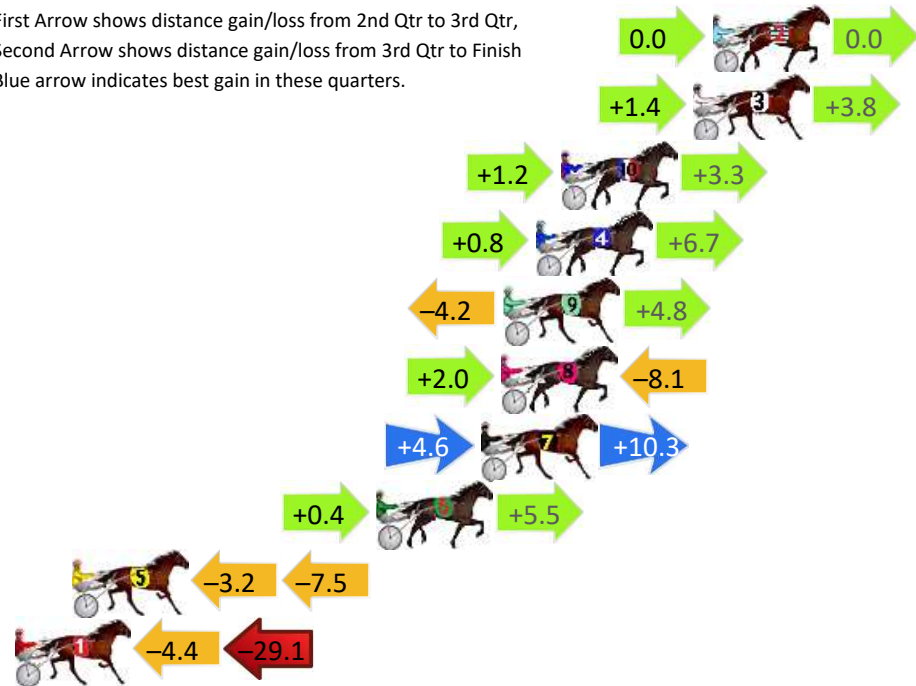
Gross Time: 2:01.90 MileRate: 1:52.80 LeadTime: 8.50s First Qtr: 29.10s Second Qtr: 29.40s Third Qtr: 28.10s Fourth Qtr: 26.80s

DATA TABLE: 800 / 400 Posi's are position from leader and (how wide the horse was at that position)

No	Horse	Plc	Mar	800 Posi	400 Posi	Time	3rd Qtr	4th Qt
2	DASHING	1	0.0m	0.0m (0)	0.0m (0)	2:01.90	28.10s	26.80s
3	SKITTLE BOMB	2	0.8m	6.0m (1)	4.6m (1)	2:01.96	28.00s	26.55s
10	JILLIBY FABIO	3	6.1m	10.6m (1)	9.4m (1)	2:02.33	28.01s	26.58s
4	FLY TO THE FINISH	4	7.1m	14.6m (1)	13.8m (1)	2:02.40	28.03s	26.35s
9	SCARED STIFF	5	8.4m	9.0m (0)	13.2m (0)	2:02.49	28.38s	26.48s
8	VINSANITY	6	8.5m	2.4m (1)	0.4m (1)	2:02.50	27.98s	27.34s
7	NATIONAL NEWS	7	9.3m	24.2m (1)	19.6m (2)	2:02.56	27.77s	26.11s
6	JUST ROLLYOUROWN	8	13.5m	19.4m (1)	19.0m (1)	2:02.85	28.06s	26.43s
5	CARBINEER	9	25.7m	15.0m (0)	18.2m (0)	2:03.72	28.33s	27.30s
1	LIGHTNING BABY	10	38.3m	4.8m (0)	9.2m (0)	2:04.60	28.45s	28.74s

Finish Position and metres gained

First Arrow shows distance gain/loss from 2nd Qtr to 3rd Qtr, Second Arrow shows distance gain/loss from 3rd Qtr to Finish
Blue arrow indicates best gain in these quarters.



800

Visual positions in race at 2nd Quarter



400

Visual positions in race at 3rd Quarter



Powered by

PJ Harness Analyser

Sectional Analysis Software

Not just form | Free Trial

www.facebook.com/PJHarnessRacing



RISE Digital, Harness Racing Australia nor the provider accepts any responsibility for the completeness or accuracy of any of the information contained herein, and makes no representations about its suitability for any particular purpose. Users should make their own judgements about those matters and/or seek independent advice. You assume all risks associated with use of data provided on this page