

Penrith Race 1 Distance 2125m

Monday, 23 December 2024

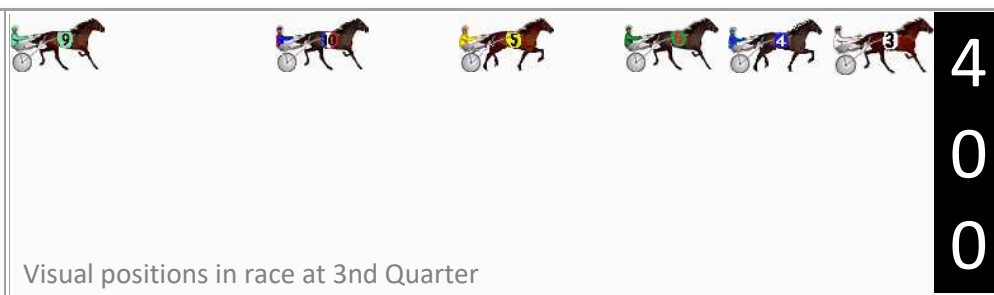

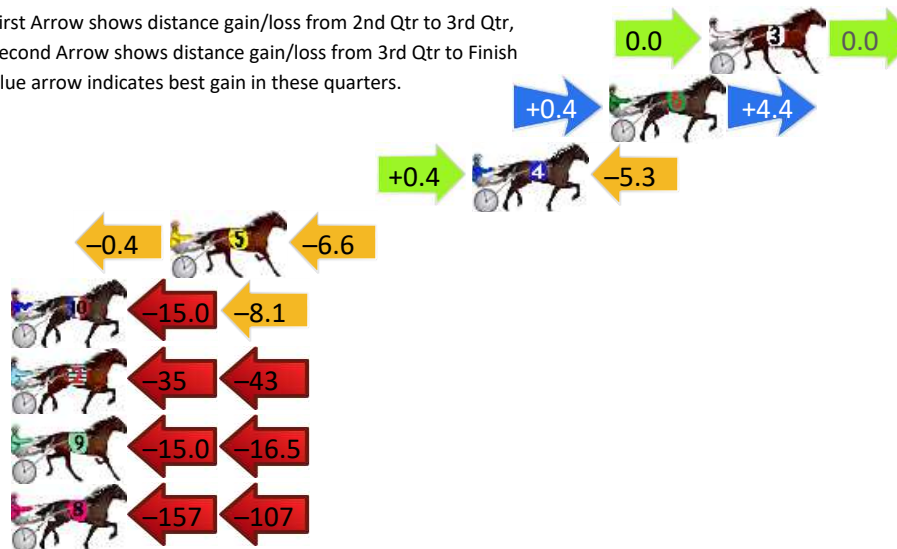
Gross Time: 2:42.70 MileRate: 2:03.20 LeadTime: 38.50s First Qtr: 32.50s Second Qtr: 31.50s Third Qtr: 29.70s Fourth Qtr: 30.50s

DATA TABLE: 800 / 400 Posi's are position from leader and (how wide the horse was at that position)

No	Horse	Plc	Mar	800 Posi	400 Posi	Time	3rd Qtr	4th Qt
3	SALUTE STRIDE	1	0.0m	0.0m (0)	0.0m (0)	2:42.70	29.70s	30.50s
6	DOWN UNDER EARL	2	4.0m	8.8m (0)	8.4m (0)	2:43.02	29.67s	30.17s
4	TARENDAISE	3	9.5m	4.6m (0)	4.2m (0)	2:43.46	29.66s	30.90s
5	THE NIGHT KING	4	21.6m	14.6m (0)	15.0m (0)	2:44.42	29.72s	31.00s
10	WYNBERG WATCH	5	30.5m	7.4m (1)	22.4m (0)	2:45.13	30.81s	31.11s
2	NOTHING I WANT	6	77.8m	0.8m (1)	35.0m (0)	2:48.91	32.22s	33.75s
9	RAKERO WARRIOR	7	91.5m	60.0m (0)	75.0m (0)	2:50.00	30.81s	31.75s
8	PARIS SKIES	8	286.4m	23.4m (1)	180.0m (0)	3:05.56	41.31s	38.57s

Finish Position and metres gained

First Arrow shows distance gain/loss from 2nd Qtr to 3rd Qtr,
Second Arrow shows distance gain/loss from 3rd Qtr to Finish
Blue arrow indicates best gain in these quarters.



Penrith Race 2 Distance 1720m

Monday, 23 December 2024

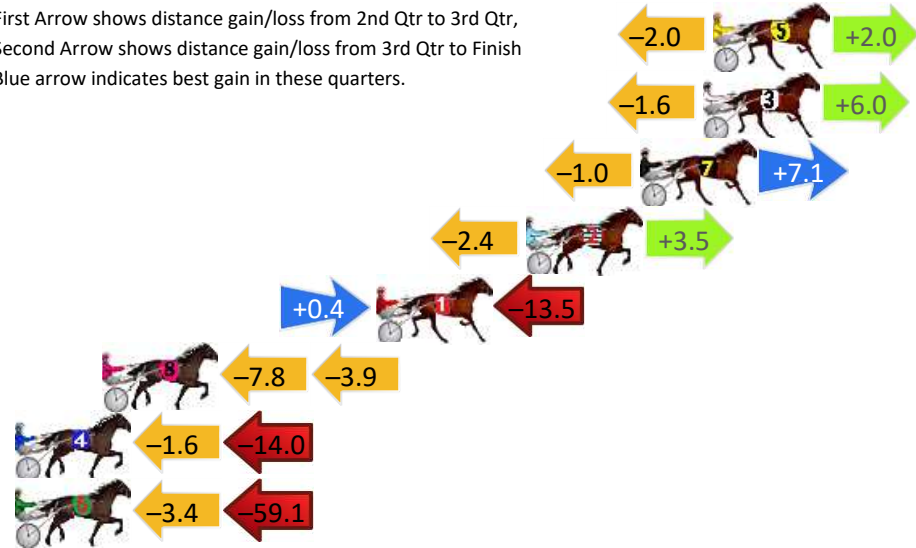
Gross Time: 2:06.50 MileRate: 1:58.40 LeadTime: 7.30s First Qtr: 29.40s Second Qtr: 30.00s Third Qtr: 29.40s Fourth Qtr: 30.40s

DATA TABLE: 800 / 400 Posi's are position from leader and (how wide the horse was at that position)

NoHorse	Plc	Mar	800 Posi	400 Posi	Time	3rd Qtr	4th Qt
5 KINGSTON RAINBOW	1	0.0m	0.0m (1)	2.0m (1)	2:06.50	29.55s	30.25s
3 LOCKITINEDDY	2	0.4m	4.8m (0)	6.4m (1)	2:06.53	29.53s	29.95s
7 ZAYNES TIGER	3	2.9m	9.0m (0)	10.0m (0)	2:06.73	29.48s	29.86s
2 GET US A TINNY	4	7.5m	8.6m (1)	11.0m (1)	2:07.10	29.58s	30.14s
1 SOVEREIGN PLACE	5	13.5m	0.4m (0)	0.0m (0)	2:07.57	29.35s	31.42s
8 SMOKING JOEY	6	24.5m	12.8m (1)	20.6m (1)	2:08.45	29.97s	30.69s
4 ADIRADIVA	7	28.4m	12.8m (0)	14.4m (0)	2:08.76	29.50s	31.46s
6 MIGHT AND TEMERITY	8	66.9m	4.4m (1)	7.8m (2)	2:11.82	29.58s	34.87s

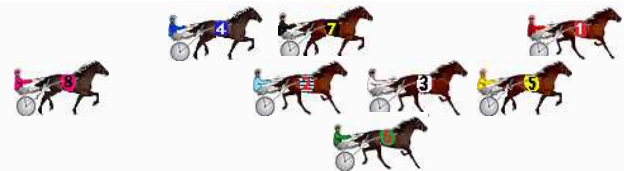
Finish Position and metres gained

First Arrow shows distance gain/loss from 2nd Qtr to 3rd Qtr, Second Arrow shows distance gain/loss from 3rd Qtr to Finish
Blue arrow indicates best gain in these quarters.



800

Visual positions in race at 2nd Quarter



400

Visual positions in race at 3rd Quarter



Penrith Race 3 Distance 1720m

Monday, 23 December 2024

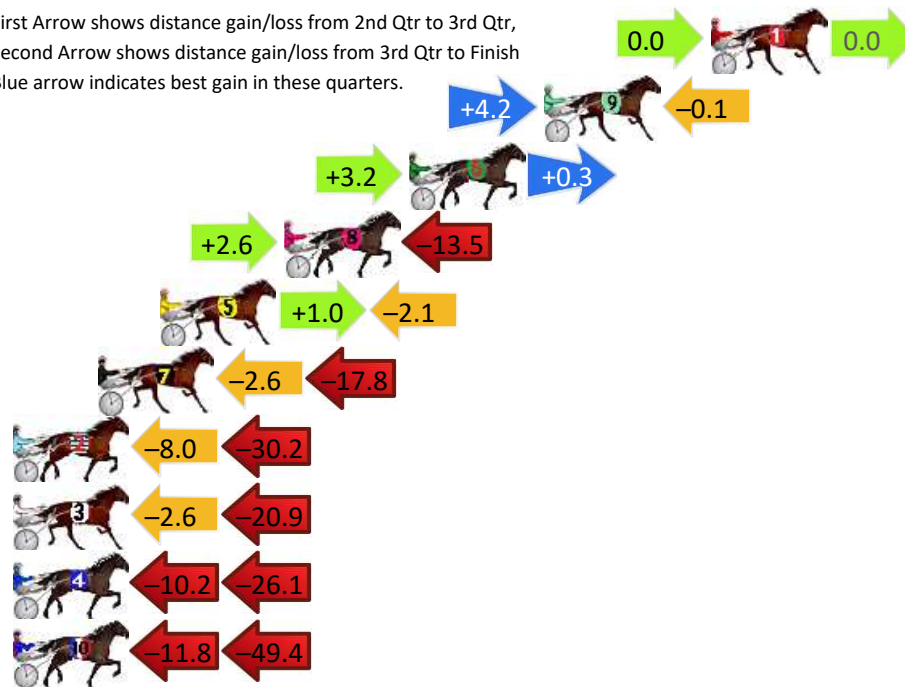
Gross Time: 2:04.70 MileRate: 1:56.70 LeadTime: 7.50s First Qtr: 29.40s Second Qtr: 29.70s Third Qtr: 29.00s Fourth Qtr: 29.10s

DATA TABLE: 800 / 400 Posi's are position from leader and (how wide the horse was at that position)

No	Horse	Plc	Mar	800 Posi	400 Posi	Time	3rd Qtr	4th Qt
1	FRANKIROMAR	1	0.0m	0.0m (0)	0.0m (0)	2:04.70	29.00s	29.10s
9	ROCK AN ROWA	2	6.7m	10.8m (1)	6.6m (2)	2:05.21	28.70s	29.11s
6	SPARKLA	3	12.1m	15.6m (1)	12.4m (2)	2:05.62	28.77s	29.08s
8	DOUBLE SAID	4	17.1m	6.2m (1)	3.6m (1)	2:06.01	28.81s	30.08s
5	ZEUSS	5	22.1m	21.0m (1)	20.0m (2)	2:06.39	28.93s	29.25s
7	TAP OUT	6	24.6m	4.2m (0)	6.8m (0)	2:06.58	29.19s	30.39s
2	EL FRANCO DE	7	40.4m	2.2m (1)	10.2m (1)	2:07.78	29.57s	31.28s
3	LOUMIA	8	43.3m	19.8m (0)	22.4m (0)	2:08.01	29.19s	30.61s
4	AMERICAN BREEZE	9	50.9m	14.6m (0)	24.8m (2)	2:08.59	29.73s	30.99s
10	DECIPHER	10	70.4m	9.2m (0)	21.0m (1)	2:10.07	29.85s	32.67s


Finish Position and metres gained

First Arrow shows distance gain/loss from 2nd Qtr to 3rd Qtr, Second Arrow shows distance gain/loss from 3rd Qtr to Finish
Blue arrow indicates best gain in these quarters.



800

Visual positions in race at 2nd Quarter



400

Visual positions in race at 3rd Quarter



Penrith Race 4 Distance 1720m

Monday, 23 December 2024


Gross Time: 2:07.10 MileRate: 1:58.90 LeadTime: 7.30s First Qtr: 28.90s Second Qtr: 29.00s Third Qtr: 29.80s Fourth Qtr: 32.10s

DATA TABLE: 800 / 400 Posi's are position from leader and (how wide the horse was at that position)

No	Horse	Plc	Mar	800 Posi	400 Posi	Time	3rd Qtr	4th Qt
5	DANCING WITH MY EX	1	0.0m	1.8m (1)	2.8m (1)	2:07.10	29.88s	31.88s
10	CLEMENTSORRELL	2	0.2m	15.4m (1)	15.0m (1)	2:07.12	29.81s	30.92s
1	JOGALONG BLUE	3	0.8m	0.0m (0)	0.0m (0)	2:07.17	29.80s	32.16s
4	CARIBBEAN RUNA	3	0.8m	6.0m (1)	7.0m (1)	2:07.17	29.89s	31.61s
7	IMA SHINKANSEN	5	3.6m	10.2m (0)	7.6m (0)	2:07.40	29.61s	31.78s
8	WHAT FOR	6	4.7m	14.4m (0)	20.4m (0)	2:07.49	30.31s	30.85s
3	MY FRIEND MOLLY	7	7.1m	18.8m (0)	24.0m (1)	2:07.69	30.25s	30.75s
2	TARAMIN	8	29.2m	6.0m (0)	16.2m (0)	2:09.55	30.55s	33.14s
9	BELLRIVERGIRL	9	47.6m	11.0m (1)	19.4m (1)	2:11.09	30.37s	34.35s
6	IDEAL COPY	10	183.6m	24.4m (0)	80.0m (0)	2:22.49	33.78s	40.37s


Finish Position and metres gained

First Arrow shows distance gain/loss from 2nd Qtr to 3rd Qtr, Second Arrow shows distance gain/loss from 3rd Qtr to Finish
Blue arrow indicates best gain in these quarters.



800

Visual positions in race at 2nd Quarter



400

Visual positions in race at 3rd Quarter



Penrith Race 5 Distance 1720m

Monday, 23 December 2024


Gross Time: 2:08.00 MileRate: 1:59.70 LeadTime: 7.20s First Qtr: 30.70s Second Qtr: 32.10s Third Qtr: 29.60s Fourth Qtr: 28.40s

DATA TABLE: 800 / 400 Posi's are position from leader and (how wide the horse was at that position)

No	Horse	Plc	Mar	800 Posi	400 Posi	Time	3rd Qtr	4th Qt
3	FLEUR BELLA	1	0.0m	0.0m (0)	0.0m (0)	2:08.00	29.60s	28.40s
1	FIFTYSHADES CRESCO	2	6.1m	3.8m (0)	3.8m (0)	2:08.46	29.60s	28.56s
4	WHY NOT SURF	3	9.8m	3.2m (1)	3.6m (1)	2:08.73	29.64s	28.84s
9	NOTMUCHUPTOP	4	12.4m	12.0m (0)	12.8m (1)	2:08.93	29.66s	28.37s
8	BETTOR BE LUCKY	5	17.3m	15.2m (1)	4.8m (2)	2:09.29	28.87s	29.28s
5	LITTLE CESSNA	6	21.4m	16.2m (0)	19.8m (1)	2:09.60	29.86s	28.51s
2	JUST ROCKNROLL	7	22.4m	11.2m (1)	8.6m (2)	2:09.67	29.43s	29.37s
10	OLLIE ONE SHOT	8	23.4m	19.6m (1)	12.4m (2)	2:09.75	29.10s	29.18s
6	KNOCKOUT TYSON	9	25.8m	7.2m (1)	7.8m (1)	2:09.92	29.67s	29.67s
7	TELL ME THIS	10	38.9m	8.0m (0)	17.0m (0)	2:10.90	30.28s	29.95s


Finish Position and metres gained

First Arrow shows distance gain/loss from 2nd Qtr to 3rd Qtr, Second Arrow shows distance gain/loss from 3rd Qtr to Finish
Blue arrow indicates best gain in these quarters.



800

Visual positions in race at 2nd Quarter



400

Visual positions in race at 3rd Quarter



Sectional Analysis Software

Not just form | Free Trial

www.facebook.com/PJHarnessRacing



RISE Digital, Harness Racing Australia nor the provider accepts any responsibility for the completeness or accuracy of any of the information contained herein, and makes no representations about its suitability for any particular purpose. Users should make their own judgements about those matters and/or seek independent advice. You assume all risks associated with use of data provided on this page

Penrith Race 6 Distance 1720m

Monday, 23 December 2024



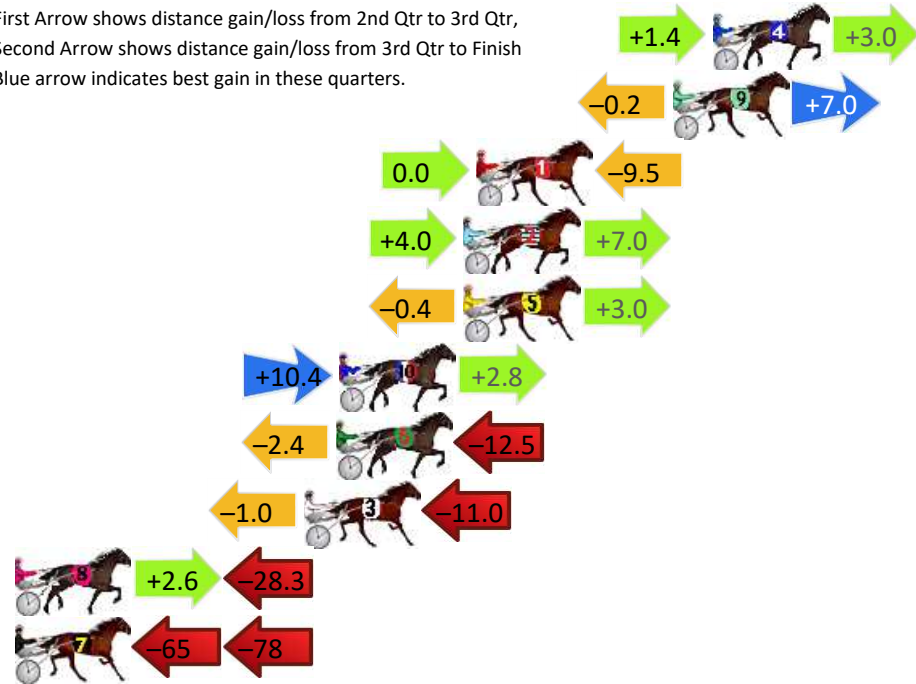
Gross Time: 2:05.70 MileRate: 1:57.60 LeadTime: 7.20s First Qtr: 28.60s Second Qtr: 29.40s Third Qtr: 29.70s Fourth Qtr: 30.80s

DATA TABLE: 800 / 400 Posi's are position from leader and (how wide the horse was at that position)

No	Horse	Plc	Mar	800 Posi	400 Posi	Time	3rd Qtr	4th Qt
4	SYLVIA KAY	1	0.0m	4.4m (1)	3.0m (2)	2:05.70	29.60s	30.57s
9	AERODYNE GUY	2	1.6m	8.4m (1)	8.6m (2)	2:05.83	29.72s	30.26s
1	AKUMA	3	9.5m	0.0m (0)	0.0m (0)	2:06.47	29.69s	31.53s
2	STELLINA	4	10.0m	21.0m (0)	17.0m (0)	2:06.51	29.41s	30.26s
5	ENABLE ME	5	10.0m	12.6m (1)	13.0m (2)	2:06.51	29.73s	30.57s
10	THE MALDIVES	6	15.0m	28.2m (1)	17.8m (1)	2:06.91	28.92s	30.59s
6	THE GOLDEN CROSS	7	15.1m	0.2m (1)	2.6m (1)	2:06.92	29.86s	31.76s
3	ROGERVALERIO LOMBO	8	16.4m	4.4m (0)	5.4m (0)	2:07.02	29.76s	31.64s
8	WUNDERLAND	9	49.1m	23.4m (1)	20.8m (2)	2:09.66	29.47s	32.97s
7	KAYBEE STARZZZ	10	177.5m	35.4m (0)	100.0m (0)	2:20.00	34.45s	36.73s

Finish Position and metres gained

First Arrow shows distance gain/loss from 2nd Qtr to 3rd Qtr, Second Arrow shows distance gain/loss from 3rd Qtr to Finish. Blue arrow indicates best gain in these quarters.



Penrith Race 7 Distance 1720m

Monday, 23 December 2024



Gross Time: 2:05.40 MileRate: 1:57.40 LeadTime: 7.00s First Qtr: 29.70s Second Qtr: 29.70s Third Qtr: 28.70s Fourth Qtr: 30.30s

DATA TABLE: 800 / 400 Posi's are position from leader and (how wide the horse was at that position)

No	Horse	Plc	Mar	800 Posi	400 Posi	Time	3rd Qtr	4th Qt
7	AGIFFFROMTHEANGELS	1	0.0m	13.6m (0)	18.8m (0)	2:05.40	29.12s	28.88s
8	LYNNSANITY	2	2.4m	6.4m (1)	8.0m (1)	2:05.59	28.83s	29.88s
3	HALLOWEEN	3	3.2m	4.2m (0)	4.0m (0)	2:05.65	28.69s	30.24s
5	ONE MORE ALTA	4	6.7m	0.0m (0)	0.0m (0)	2:05.93	28.69s	30.80s
2	WATCH ME REACT	5	8.9m	2.0m (1)	3.8m (1)	2:06.11	28.82s	30.68s
9	KING COREY	6	13.9m	11.2m (1)	12.2m (1)	2:06.50	28.77s	30.43s
4	WOODLEA BEAVER	7	14.9m	17.4m (1)	16.4m (1)	2:06.58	28.63s	30.19s
6	JACKS UP	8	15.8m	24.0m (0)	21.0m (1)	2:06.65	28.49s	29.91s
1	BARA DAMON	9	19.5m	9.4m (0)	14.6m (0)	2:06.95	29.07s	30.67s
10	NIFTY RONALD	10	22.9m	19.2m (0)	23.6m (0)	2:07.22	29.02s	30.25s

Finish Position and metres gained

First Arrow shows distance gain/loss from 2nd Qtr to 3rd Qtr, Second Arrow shows distance gain/loss from 3rd Qtr to Finish
Blue arrow indicates best gain in these quarters.



800

Visual positions in race at 2nd Quarter



400

Visual positions in race at 3rd Quarter



Penrith Race 8 Distance 1720m

Monday, 23 December 2024

Gross Time: 2:03.80 MileRate: 1:55.80 LeadTime: 7.20s First Qtr: 29.90s Second Qtr: 29.10s Third Qtr: 28.00s Fourth Qtr: 29.60s

DATA TABLE: 800 / 400 Posi's are position from leader and (how wide the horse was at that position)

No	Horse	Plc	Mar	800 Posi	400 Posi	Time	3rd Qtr	4th Qt
8	VINKE B	1	0.0m	6.8m (1)	5.4m (1)	2:03.80	27.91s	29.20s
2	LUKE JOHN	2	2.0m	0.0m (0)	0.0m (0)	2:03.96	28.00s	29.75s
6	CAPTAIN BLOOD	3	2.6m	2.6m (1)	1.2m (1)	2:04.00	27.90s	29.70s
7	TURBO TOMMY	4	3.4m	12.8m (0)	15.6m (1)	2:04.06	28.22s	28.70s
9	MAJOR JELLIS	5	4.0m	11.6m (1)	10.6m (1)	2:04.11	27.94s	29.11s
1	TIMELY SOVEREIGN	6	6.2m	8.4m (0)	13.6m (0)	2:04.28	28.39s	29.06s
3	DESIDERIO	7	19.4m	4.2m (0)	8.8m (0)	2:05.31	28.31s	30.38s

Finish Position and metres gained

First Arrow shows distance gain/loss from 2nd Qtr to 3rd Qtr, Second Arrow shows distance gain/loss from 3rd Qtr to Finish Blue arrow indicates best gain in these quarters.

