



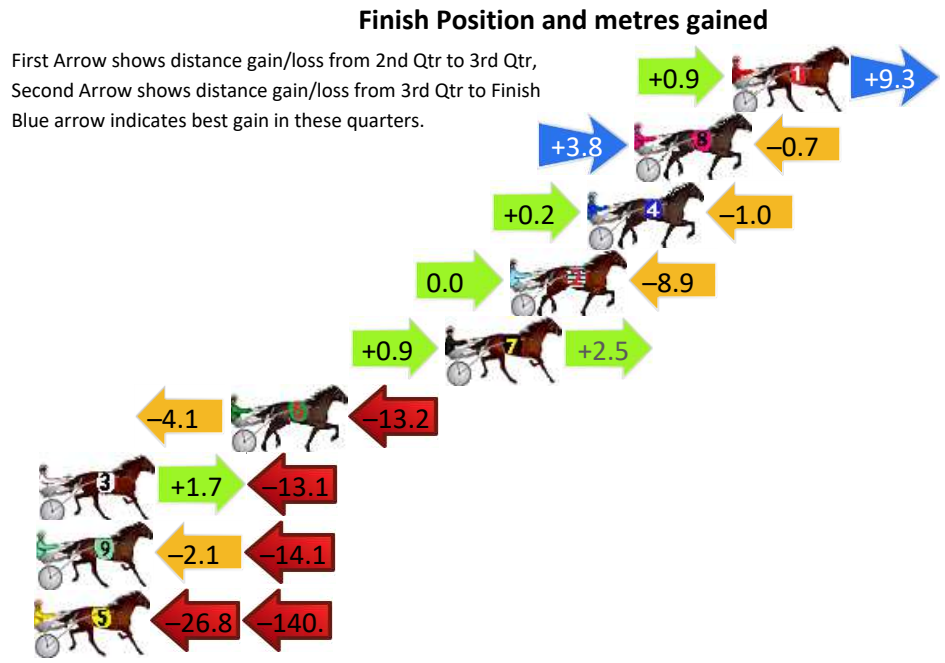
Young Race 1 Distance 1720m

Monday, 13 January 2025

Gross Time: 2:04.90 MileRate: 1:56.90 LeadTime: 6.40s First Qtr: 28.90s Second Qtr: 31.90s Third Qtr: 29.10s Fourth Qtr: 28.60s

DATA TABLE: 800 / 400 Posi's are position from leader and (how wide the horse was at that position)

No	Horse	Plc	Mar	800 Posi	400 Posi	Time	3rd Qtr	4th Qt
1	ART OF TERROR	1	0.0m	10.2m (0)	9.3m (2)	2:04.90	29.03s	27.93s
8	KEILOR BABY SHARK	2	3.9m	7.0m (1)	3.2m (2)	2:05.19	28.82s	28.66s
4	MASTER GOUDA	3	5.8m	5.0m (0)	4.8m (0)	2:05.34	29.08s	28.70s
2	DEVILS BLING	4	8.9m	0.0m (0)	0.0m (0)	2:05.57	29.10s	29.27s
7	THE TALK	5	11.5m	14.9m (0)	14.0m (0)	2:05.76	29.02s	28.46s
6	MAJOR MUCHA	6	20.1m	2.8m (1)	6.9m (1)	2:06.41	29.39s	29.62s
3	HARLEYS COMET	7	27.8m	16.4m (1)	14.7m (1)	2:06.99	28.97s	29.63s
9	MY COURTELL	8	27.9m	11.7m (1)	13.8m (2)	2:07.00	29.24s	29.71s
5	BETTING RANGER	9	427.9m	260.2m (0)	287.0m (0)	2:37.04	30.86s	40.16s



Young Race 2 Distance 1720m

Monday, 13 January 2025



Gross Time: 2:05.60 MileRate: 1:57.50 LeadTime: 6.50s First Qtr: 28.20s Second Qtr: 32.20s Third Qtr: 29.00s Fourth Qtr: 29.70s

DATA TABLE: 800 / 400 Posi's are position from leader and (how wide the horse was at that position)

No	Horse	Plc	Mar	800 Posi	400 Posi	Time	3rd Qtr	4th Qt
2	LIMBO LILLY	1	0.0m	10.4m (2)	5.5m (3)	2:05.60	28.65s	29.30s
1	DARK LUSTRE	2	5.5m	0.0m (0)	0.0m (0)	2:06.03	29.00s	30.13s
9	LINE ME UP BRO	3	8.8m	7.8m (0)	8.8m (0)	2:06.28	29.08s	29.74s
10	GABBYS SPORTSTAR	4	9.8m	6.2m (2)	1.8m (1)	2:06.36	28.69s	30.33s
7	IDEAL DENNY	5	11.3m	3.9m (0)	4.9m (0)	2:06.48	29.08s	30.22s
3	KATLAS DREAM	6	12.1m	6.2m (1)	8.9m (2)	2:06.54	29.20s	29.99s
8	ULTIMATE TROUBLE	7	12.9m	13.9m (1)	13.6m (2)	2:06.60	28.98s	29.72s
6	MAYWYNS LA NINA	8	14.7m	12.5m (0)	12.3m (1)	2:06.74	28.99s	29.95s
5	PADDY MACH	9	18.3m	2.0m (1)	2.6m (2)	2:07.02	29.04s	30.94s
4	BOLZANO	10	22.5m	14.3m (2)	17.8m (0)	2:07.35	29.27s	30.15s


Finish Position and metres gained

First Arrow shows distance gain/loss from 2nd Qtr to 3rd Qtr, Second Arrow shows distance gain/loss from 3rd Qtr to Finish
Blue arrow indicates best gain in these quarters.



800

Visual positions in race at 2nd Quarter



400

Visual positions in race at 3rd Quarter



Young Race 3 Distance 1720m

Monday, 13 January 2025


Gross Time: 2:07.60 MileRate: 1:59.40 LeadTime: 6.60s First Qtr: 29.60s Second Qtr: 31.90s Third Qtr: 29.80s Fourth Qtr: 29.70s

DATA TABLE: 800 / 400 Posi's are position from leader and (how wide the horse was at that position)

No	Horse	Plc	Mar	800 Posi	400 Posi	Time	3rd Qtr	4th Qt
4	OUR DICKIE BART	1	0.0m	0.0m (0)	0.0m (0)	2:07.60	29.80s	29.70s
6	WESTERN BILL	2	6.5m	3.3m (1)	3.2m (1)	2:08.11	29.79s	29.97s
2	NIFTY RONALD	3	7.4m	3.9m (0)	6.0m (0)	2:08.18	29.95s	29.84s
10	TULHURST WRITER	4	8.5m	16.0m (2)	5.3m (2)	2:08.26	29.00s	29.97s
1	JOES REDEMPTION	5	12.7m	7.6m (0)	9.5m (0)	2:08.59	29.94s	29.99s
3	TAPANGA MISS	6	14.1m	7.1m (1)	7.5m (1)	2:08.70	29.83s	30.24s
5	MAJOR HUSS	7	15.0m	20.3m (1)	14.5m (2)	2:08.77	29.36s	29.80s
9	ROCK QUEEN	8	16.8m	15.2m (1)	14.6m (0)	2:08.91	29.76s	29.93s
7	CHASING THE WIND	9	17.0m	11.6m (0)	12.4m (1)	2:08.92	29.85s	30.11s
8	TULHURST PEBBLES	10	17.6m	10.9m (1)	10.1m (2)	2:08.97	29.74s	30.32s

Finish Position and metres gained

First Arrow shows distance gain/loss from 2nd Qtr to 3rd Qtr, Second Arrow shows distance gain/loss from 3rd Qtr to Finish Blue arrow indicates best gain in these quarters.



800

Visual positions in race at 2nd Quarter



400

Visual positions in race at 3rd Quarter



Young Race 4 Distance 2100m

Monday, 13 January 2025


Gross Time: 2:40.20 MileRate: 2:02.70 LeadTime: 36.10s First Qtr: 31.60s Second Qtr: 33.20s Third Qtr: 29.20s Fourth Qtr: 30.10s

DATA TABLE: 800 / 400 Posi's are position from leader and (how wide the horse was at that position)

No	Horse	Plc	Mar	800 Posi	400 Posi	Time	3rd Qtr	4th Qt
10	MIA ON	1	0.0m	10.9m (2)	0.0m (2)	2:40.20	28.41s	30.10s
2	FULL OF SPICE	2	5.5m	3.4m (1)	2.8m (1)	2:40.63	29.16s	30.33s
6	TULHURST JANET	3	10.2m	0.0m (0)	4.0m (0)	2:41.00	29.49s	30.61s
7	ABERCROMBIE LIMBO	4	15.6m	9.7m (0)	15.6m (0)	2:41.43	29.65s	30.18s
9	LILYS REASON	5	16.6m	15.8m (1)	12.5m (2)	2:41.51	28.98s	30.49s
8	PINK SCOOTER	6	17.5m	11.6m (1)	20.2m (1)	2:41.58	29.84s	29.99s
5	DOTTIE FEELS GOOD	7	20.0m	14.1m (0)	25.1m (0)	2:41.78	30.03s	29.82s
3	I LIKA STYLE	8	87.9m	7.5m (1)	15.3m (1)	2:47.13	29.78s	35.90s
4	PET RANGER	9	117.0m	4.8m (0)	9.7m (0)	2:49.42	29.56s	38.61s

Finish Position and metres gained

First Arrow shows distance gain/loss from 2nd Qtr to 3rd Qtr, Second Arrow shows distance gain/loss from 3rd Qtr to Finish
Blue arrow indicates best gain in these quarters.



800

Visual positions in race at 2nd Quarter



400

Visual positions in race at 3rd Quarter



Young Race 5 Distance 1720m

Monday, 13 January 2025



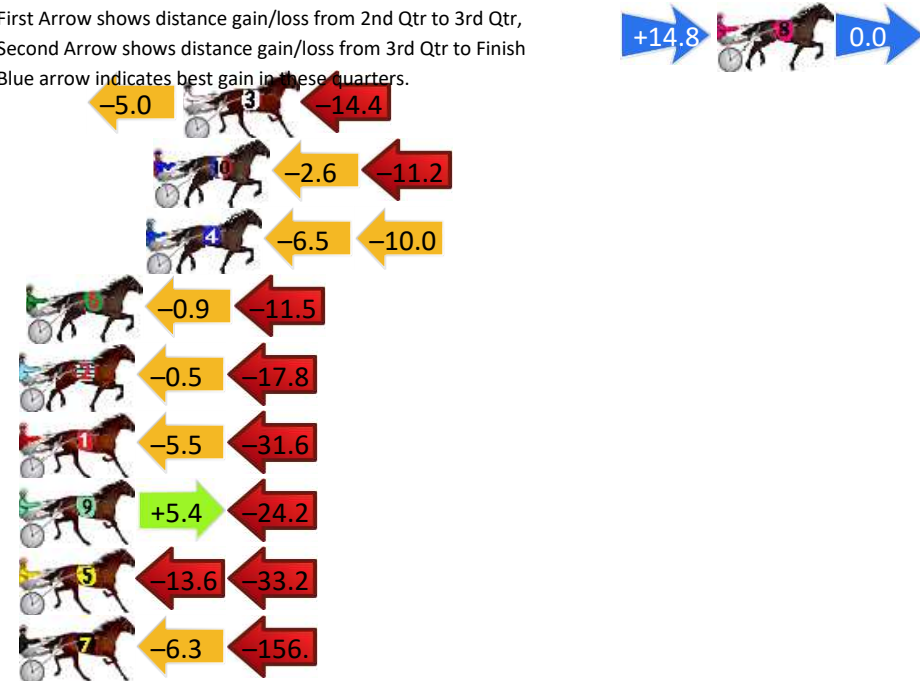
Gross Time: 2:06.60 MileRate: 1:58.40 LeadTime: 6.50s First Qtr: 29.70s Second Qtr: 31.50s Third Qtr: 29.40s Fourth Qtr: 29.50s

DATA TABLE: 800 / 400 Posi's are position from leader and (how wide the horse was at that position)

No	Horse	Plc	Mar	800 Posi	400 Posi	Time	3rd Qtr	4th Qt
8	LIMBO LENNY	1	0.0m	14.8m (1)	0.0m (0)	2:06.60	28.32s	29.50s
3	SATIN BANYULA	2	21.4m	2.0m (1)	7.0m (1)	2:08.26	29.77s	30.64s
10	RIP JACKSON	3	22.6m	8.8m (0)	11.4m (1)	2:08.35	29.59s	30.41s
4	ZOLTON	4	22.9m	6.4m (1)	12.9m (3)	2:08.37	29.88s	30.33s
6	OUR SAILOR	5	27.7m	15.3m (0)	16.2m (2)	2:08.74	29.47s	30.45s
2	SEEMESHINEYHEELS	6	28.8m	10.5m (1)	11.0m (2)	2:08.83	29.44s	30.92s
1	GIRL JUST FLY	7	37.1m	0.0m (0)	5.5m (0)	2:09.47	29.80s	31.97s
9	A ROCKNROLL STAR	8	37.5m	18.7m (1)	13.3m (4)	2:09.50	29.01s	31.42s
5	BARKWAY MARGARET	9	72.5m	25.7m (0)	39.3m (0)	2:12.21	30.40s	32.23s
7	DUSTY MUSTER	10	166.8m	4.4m (0)	10.7m (0)	2:19.50	29.86s	41.62s

Finish Position and metres gained

First Arrow shows distance gain/loss from 2nd Qtr to 3rd Qtr, Second Arrow shows distance gain/loss from 3rd Qtr to Finish
Blue arrow indicates best gain in these quarters.



Young Race 6 Distance 1720m

Monday, 13 January 2025




Gross Time: 2:10.40 MileRate: 2:02.00 LeadTime: 6.30s First Qtr: 31.60s Second Qtr: 32.10s Third Qtr: 31.30s Fourth Qtr: 29.10s

DATA TABLE: 800 / 400 Posi's are position from leader and (how wide the horse was at that position)

No	Horse	Plc	Mar	800 Posi	400 Posi	Time	3rd Qtr	4th Qt
1	YOUNG NELSON	1	0.0m	5.9m (0)	5.1m (0)	2:10.40	31.22s	28.72s
3	ART OF RHYTHM	2	1.9m	0.0m (0)	0.0m (0)	2:10.55	31.30s	29.25s
7	WHISPERING KEV	3	6.5m	11.6m (0)	10.4m (0)	2:10.90	31.18s	28.82s
2	BEHAPPYBOBBY	4	11.8m	2.6m (1)	2.3m (1)	2:11.30	31.27s	29.83s
9	THINK CHRISTI	5	15.8m	10.9m (1)	8.2m (1)	2:11.61	31.07s	29.69s
4	VALOR MAC	6	16.2m	6.7m (1)	4.9m (2)	2:11.64	31.14s	29.97s
5	THINK IT BLING	7	17.4m	15.7m (0)	15.7m (0)	2:11.73	31.26s	29.25s
10	ITZ BAD	8	29.1m	20.0m (1)	20.6m (2)	2:12.62	31.29s	29.77s
6	PYEKAKARIKI	9	29.8m	24.2m (1)	26.1m (0)	2:12.68	31.38s	29.42s
8	EXCUSE TO COLLECT	10	35.9m	15.7m (1)	19.9m (1)	2:13.14	31.57s	30.35s

Finish Position and metres gained

First Arrow shows distance gain/loss from 2nd Qtr to 3rd Qtr, Second Arrow shows distance gain/loss from 3rd Qtr to Finish Blue arrow indicates best gain in these quarters.



Young Race 7 Distance 1720m


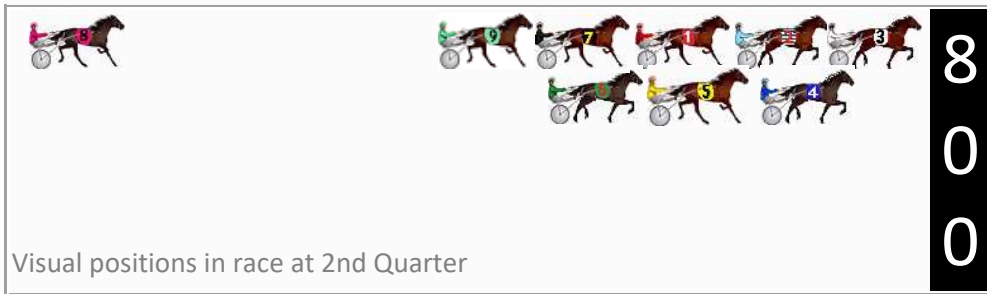

Monday, 13 January 2025

Gross Time: 2:08.00 MileRate: 1:59.80 LeadTime: 6.30s First Qtr: 29.20s Second Qtr: 32.70s Third Qtr: 30.40s Fourth Qtr: 29.40s

DATA TABLE: 800 / 400 Posi's are position from leader and (how wide the horse was at that position)

No	Horse	Plc	Mar	800 Posi	400 Posi	Time	3rd Qtr	4th Qt
3	ALLEGRETTO	1	0.0m	0.0m (0)	0.0m (0)	2:08.00	30.40s	29.40s
4	LEAD ROLE	2	7.5m	2.7m (1)	0.5m (1)	2:08.58	30.23s	29.94s
5	JILLIBY TSUNAMI	3	13.9m	7.2m (1)	5.3m (1)	2:09.07	30.25s	30.08s
1	LOOKOUT	4	14.7m	7.7m (0)	8.4m (0)	2:09.13	30.44s	29.91s
6	ONE HORN BILLY	5	14.8m	11.2m (1)	9.6m (1)	2:09.14	30.27s	29.83s
2	WEENEEDDREAMS	6	15.8m	3.7m (0)	4.3m (0)	2:09.22	30.44s	30.30s
8	DEAD EYE TIKI	7	20.6m	36.3m (0)	18.8m (0)	2:09.59	29.06s	29.59s
9	PRINCE PARKER	8	21.2m	15.6m (0)	15.3m (0)	2:09.63	30.36s	29.89s
7	BLACK ART	9	27.6m	11.7m (0)	23.7m (0)	2:10.13	31.28s	29.77s

Finish Position and metres gained



Young Race 8 Distance 1720m

Monday, 13 January 2025


Gross Time: 2:09.40 MileRate: 2:01.10 LeadTime: 6.30s First Qtr: 29.50s Second Qtr: 32.80s Third Qtr: 30.80s Fourth Qtr: 30.00s

DATA TABLE: 800 / 400 Posi's are position from leader and (how wide the horse was at that position)

No	Horse	Plc	Mar	800 Posi	400 Posi	Time	3rd Qtr	4th Qt
5	HARLEY JAMES	1	0.0m	7.1m (1)	7.6m (1)	2:09.40	30.83s	29.43s
6	POLKA DOT DANCE	2	0.2m	0.0m (0)	0.0m (0)	2:09.42	30.80s	30.02s
8	JACKS LAST HOO RAA	3	2.2m	2.4m (1)	2.6m (1)	2:09.57	30.81s	29.98s
3	ALICE ON THE BEACH	4	3.8m	4.5m (0)	4.0m (0)	2:09.70	30.76s	30.00s
9	CLASSIC BEESMACK	5	13.1m	14.2m (2)	10.2m (2)	2:10.43	30.48s	30.26s
4	LIZZADRO	6	14.4m	17.0m (0)	18.2m (1)	2:10.53	30.87s	29.76s
10	FOVEAUX MAJOR	7	14.6m	12.8m (0)	13.5m (0)	2:10.55	30.84s	30.13s
7	THE REAL ROCKETMAN	8	20.6m	8.6m (0)	9.3m (0)	2:11.02	30.84s	30.92s
1	NIFTY JOLT	9	29.9m	11.3m (1)	12.6m (1)	2:11.75	30.89s	31.40s
2	COMPLICATED	10	37.6m	15.2m (1)	16.0m (2)	2:12.35	30.84s	31.75s

Finish Position and metres gained

First Arrow shows distance gain/loss from 2nd Qtr to 3rd Qtr, Second Arrow shows distance gain/loss from 3rd Qtr to Finish. Blue arrow indicates best gain in these quarters.



800

Visual positions in race at 2nd Quarter



400

Visual positions in race at 3rd Quarter

