

Menangle Race 1 Distance 2300m


Tuesday, 14 January 2025

Gross Time: 2:51.20 MileRate: 1:59.80 LeadTime: 50.90s First Qtr: 31.20s Second Qtr: 30.10s Third Qtr: 29.50s Fourth Qtr: 29.50s

DATA TABLE: 800 / 400 Posi's are position from leader and (how wide the horse was at that position)

NoHorse	Plc	Mar	800 Posi	400 Posi	Time	3rd Qtr	4th Qt
3 TEDESCO	1	0.0m	0.0m (0)	0.0m (0)	2:51.20	29.50s	29.50s
5 VALLEY STAR	2	5.7m	13.1m (0)	16.6m (1)	2:51.64	29.75s	28.73s
1 DAIMYO	3	7.5m	4.4m (0)	4.4m (0)	2:51.78	29.50s	29.76s
7 PHARISEE	4	12.2m	11.8m (1)	13.8m (2)	2:52.14	29.64s	29.44s
4 ADDICTIVE STRIDE	5	12.3m	17.2m (0)	20.7m (1)	2:52.15	29.75s	28.94s
8 RAKERO WARRIOR	6	14.1m	7.2m (1)	8.7m (1)	2:52.29	29.61s	29.96s
6 MAJESTIC BREEZE	7	21.4m	16.2m (1)	18.1m (2)	2:52.86	29.64s	29.83s
2 THE NIGHT KING	8	34.3m	8.5m (0)	11.2m (0)	2:53.85	29.70s	31.33s
9 BUNDALONG MOON	9	40.9m	3.1m (1)	4.6m (1)	2:54.36	29.61s	32.33s

Finish Position and metres gained



800

Visual positions in race at 2nd Quarter



400

Visual positions in race at 3rd Quarter



Menangle Race 2 Distance 1609m

Tuesday, 14 January 2025

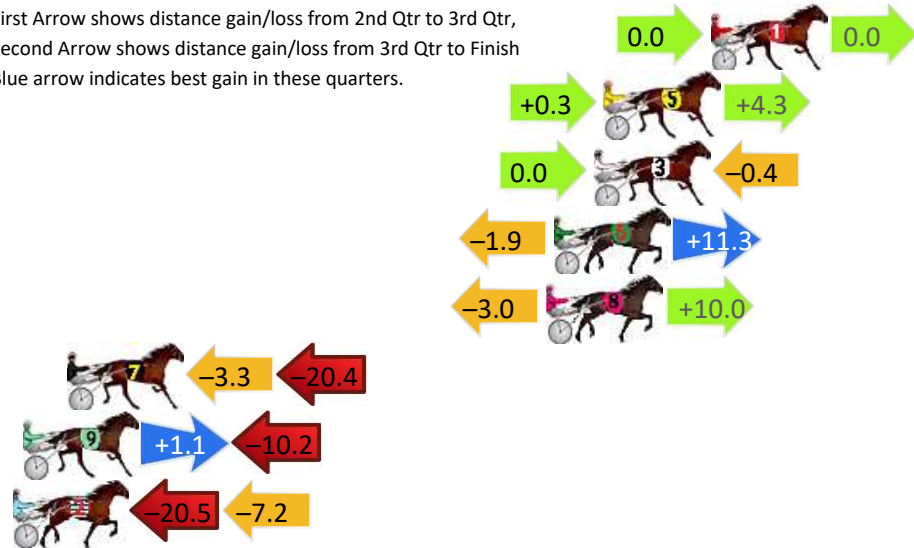
Gross Time: 1:59.40 MileRate: 1:59.40 LeadTime: 0.00s First Qtr: 33.50s Second Qtr: 29.70s Third Qtr: 27.90s Fourth Qtr: 28.30s

DATA TABLE: 800 / 400 Posi's are position from leader and (how wide the horse was at that position)

No	Horse	Plc	Mar	800 Posi	400 Posi	Time	3rd Qtr	4th Qt
1	FARFALLA STRIDE	1	0.0m	0.0m (0)	0.0m (0)	1:59.40	27.90s	28.30s
5	OLLIE ONE SHOT	2	4.3m	8.9m (0)	8.6m (0)	1:59.72	27.88s	28.02s
3	ASTRAL STRIDE	3	4.7m	4.3m (0)	4.3m (0)	1:59.75	27.90s	28.35s
6	RAISED THE BAR	4	6.3m	15.7m (1)	17.6m (2)	1:59.87	28.04s	27.54s
8	WHAT FOR	5	6.6m	13.6m (0)	16.6m (0)	1:59.89	28.12s	27.63s
7	MICKEY BE NIMBLE	6	25.8m	2.1m (1)	5.4m (1)	2:01.32	28.13s	29.84s
9	TESTO BROMAC	7	27.6m	18.5m (0)	17.4m (1)	2:01.45	27.83s	29.14s
2	SPOT ON CHIC	8	37.6m	9.9m (1)	30.4m (0)	2:02.20	29.33s	28.98s

Finish Position and metres gained

First Arrow shows distance gain/loss from 2nd Qtr to 3rd Qtr,
Second Arrow shows distance gain/loss from 3rd Qtr to Finish
Blue arrow indicates best gain in these quarters.



8
0
0

Visual positions in race at 2nd Quarter



4
0
0

Visual positions in race at 3rd Quarter



Menangle Race 3 Distance 2300m

Tuesday, 14 January 2025


Gross Time: 2:51.30 MileRate: 1:59.80 LeadTime: 52.00s First Qtr: 31.60s Second Qtr: 29.90s Third Qtr: 28.00s Fourth Qtr: 29.80s

DATA TABLE: 800 / 400 Posi's are position from leader and (how wide the horse was at that position)

No	Horse	Plc	Mar	800 Posi	400 Posi	Time	3rd Qtr	4th Qt
4	SHOULD BEABARCA	1	0.0m	9.0m (1)	10.1m (2)	2:51.30	28.10s	29.07s
6	ALDEBARAN JENSEN	2	3.7m	0.7m (1)	0.8m (1)	2:51.59	28.01s	30.03s
3	FOOTTAPPER	3	4.8m	12.9m (0)	13.4m (0)	2:51.67	28.06s	29.21s
1	FLASH KYVALLEY	4	4.9m	4.3m (0)	6.1m (0)	2:51.68	28.14s	29.74s
2	TIGER TEE	5	9.4m	8.6m (0)	10.8m (1)	2:52.03	28.17s	29.76s
8	LAST CLANSMAN	6	9.8m	17.5m (0)	18.6m (1)	2:52.07	28.11s	29.23s
7	TITAN STRIDE	7	10.8m	13.3m (1)	14.9m (2)	2:52.14	28.14s	29.58s
9	WE CAN HAVE IT ALL	8	19.9m	0.0m (0)	0.0m (0)	2:52.85	28.00s	31.35s
5	IMPACT STRIDE	9	64.6m	5.0m (1)	13.4m (3)	2:56.34	28.61s	33.88s

Finish Position and metres gained

First Arrow shows distance gain/loss from 2nd Qtr to 3rd Qtr, Second Arrow shows distance gain/loss from 3rd Qtr to Finish
Blue arrow indicates best gain in these quarters.



800

Visual positions in race at 2nd Quarter



400

Visual positions in race at 3rd Quarter



Menangle Race 4 Distance 1609m

Tuesday, 14 January 2025

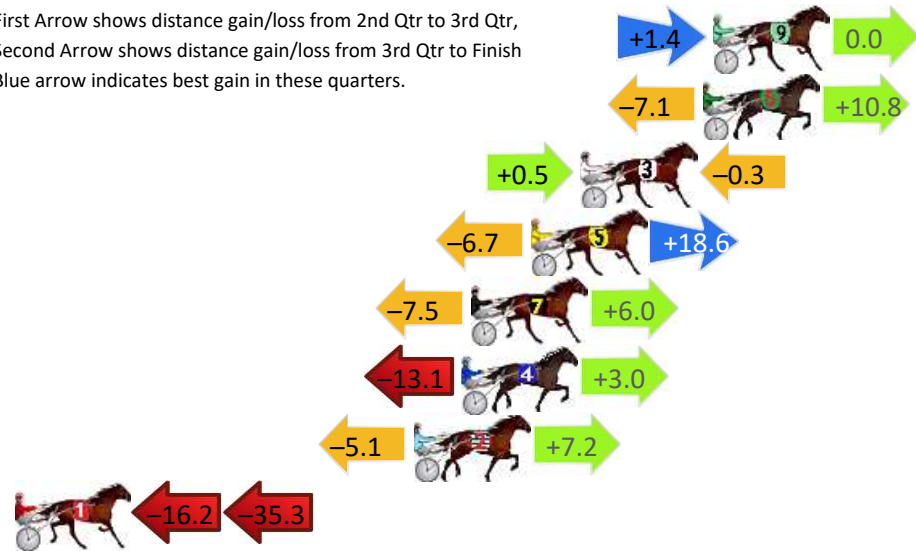
Gross Time: 1:52.80 MileRate: 1:52.80 LeadTime: 0.00s First Qtr: 27.80s Second Qtr: 27.50s Third Qtr: 27.60s Fourth Qtr: 29.90s

DATA TABLE: 800 / 400 Posi's are position from leader and (how wide the horse was at that position)

No	Horse	Plc	Mar	800 Posi	400 Posi	Time	3rd Qtr	4th Qt
9	JOGALONG BLUE	1	0.0m	1.4m (0)	0.0m (0)	1:52.80	27.51s	29.90s
6	WATCH ME REACT	2	0.4m	4.1m (1)	11.2m (0)	1:52.83	28.12s	29.13s
3	KING COREY	3	5.3m	5.5m (0)	5.0m (0)	1:53.22	27.59s	29.96s
5	RUM DELIGHT	4	7.3m	19.2m (0)	25.9m (1)	1:53.37	28.14s	28.62s
7	HALLOWEEN	5	9.7m	8.2m (1)	15.7m (0)	1:53.56	28.16s	29.54s
4	BENTLY BULLET	6	10.1m	0.0m (1)	13.1m (1)	1:53.59	28.53s	29.76s
2	AERODYNE GUY	7	12.0m	14.1m (1)	19.2m (1)	1:53.74	28.01s	29.47s
1	OUR ULTIMATE BONNY	8	61.6m	10.1m (0)	26.3m (0)	1:57.63	28.79s	32.85s

Finish Position and metres gained

First Arrow shows distance gain/loss from 2nd Qtr to 3rd Qtr, Second Arrow shows distance gain/loss from 3rd Qtr to Finish
Blue arrow indicates best gain in these quarters.



Visual positions in race at 2nd Quarter



Visual positions in race at 3rd Quarter



Menangle Race 5 Distance 1609m

Tuesday, 14 January 2025


Gross Time: 1:51.30 MileRate: 1:51.30 LeadTime: 0.00s First Qtr: 26.40s Second Qtr: 28.40s Third Qtr: 28.00s Fourth Qtr: 28.50s

DATA TABLE: 800 / 400 Posi's are position from leader and (how wide the horse was at that position)

No	Horse	Plc	Mar	800 Posi	400 Posi	Time	3rd Qtr	4th Qt
5	MAJOR STATEMENT	1	0.0m	3.6m (1)	2.5m (1)	1:51.30	27.93s	28.33s
8	NITRO DANNY	2	1.2m	7.6m (1)	6.5m (1)	1:51.39	27.93s	28.14s
6	CROWN MOJO	3	2.6m	11.6m (1)	10.5m (1)	1:51.49	27.93s	27.96s
4	GIMME A REASON	4	7.8m	0.0m (0)	0.0m (0)	1:51.88	28.00s	29.08s
2	HEAVENLY REASON	5	8.4m	13.8m (0)	14.2m (0)	1:51.93	28.04s	28.13s
3	WILL I AM	6	10.5m	4.6m (0)	4.6m (0)	1:52.09	28.00s	28.97s
1	WILLS WAY	7	10.6m	8.6m (0)	10.0m (0)	1:52.09	28.10s	28.59s
9	CLASSICMAJOR	8	19.1m	17.8m (0)	18.8m (0)	1:52.73	28.08s	28.61s
7	TOP THE ACE	9	24.2m	15.4m (1)	15.3m (1)	1:53.11	28.01s	29.24s

Finish Position and metres gained

First Arrow shows distance gain/loss from 2nd Qtr to 3rd Qtr, Second Arrow shows distance gain/loss from 3rd Qtr to Finish Blue arrow indicates best gain in these quarters.



800

Visual positions in race at 2nd Quarter



400

Visual positions in race at 3rd Quarter



Menangle Race 6 Distance 1609m

Tuesday, 14 January 2025

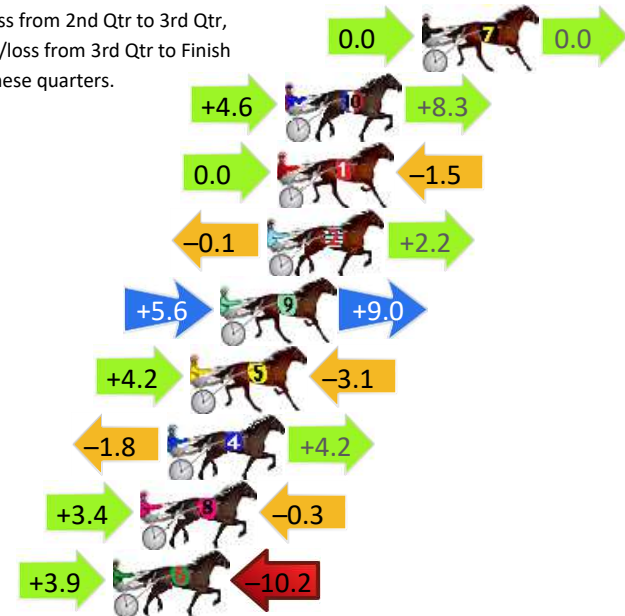
Gross Time: 1:53.10 MileRate: 1:53.10 LeadTime: 0.00s First Qtr: 27.40s Second Qtr: 29.90s Third Qtr: 28.10s Fourth Qtr: 27.70s

DATA TABLE: 800 / 400 Posi's are position from leader and (how wide the horse was at that position)

No	Horse	Plc	Mar	800 Posi	400 Posi	Time	3rd Qtr	4th Qt
7	SIR SIMON	1	0.0m	0.0m (0)	0.0m (0)	1:53.10	28.10s	27.70s
10	THE BIG END OFTOWN	2	5.5m	18.4m (1)	13.8m (4)	1:53.50	27.77s	27.14s
1	CRACKABRIE	3	5.8m	4.3m (0)	4.3m (0)	1:53.52	28.10s	27.82s
2	PARALLEL	4	6.2m	8.3m (0)	8.4m (0)	1:53.55	28.10s	27.57s
9	NICK OF TIME	5	8.1m	22.7m (1)	17.1m (3)	1:53.69	27.69s	27.11s
5	DESIDERIO	6	9.3m	10.4m (1)	6.2m (2)	1:53.78	27.80s	27.95s
4	CARBINEER	7	10.2m	12.6m (0)	14.4m (0)	1:53.84	28.22s	27.44s
8	RIO DE JANEIRO BLUE	8	11.3m	14.4m (1)	11.0m (3)	1:53.92	27.85s	27.76s
6	KATES VIRTUE	9	12.4m	6.1m (1)	2.2m (1)	1:54.00	27.83s	28.45s

Finish Position and metres gained

First Arrow shows distance gain/loss from 2nd Qtr to 3rd Qtr, Second Arrow shows distance gain/loss from 3rd Qtr to Finish
Blue arrow indicates best gain in these quarters.



800

Visual positions in race at 2nd Quarter



400

Visual positions in race at 3rd Quarter



Menangle Race 7 Distance 1609m

Tuesday, 14 January 2025


Gross Time: 1:52.70 MileRate: 1:52.70 LeadTime: 0.00s First Qtr: 27.30s Second Qtr: 28.20s Third Qtr: 29.10s Fourth Qtr: 28.10s

DATA TABLE: 800 / 400 Posi's are position from leader and (how wide the horse was at that position)

No	Horse	Plc	Mar	800 Posi	400 Posi	Time	3rd Qtr	4th Qt
4	GO WITHOUT	1	0.0m	0.0m (0)	0.0m (0)	1:52.70	29.10s	28.10s
8	JACQUELINE ROSE	2	8.5m	21.5m (1)	11.7m (2)	1:53.33	28.42s	27.90s
3	ALPHA STRIDE	3	10.8m	12.0m (0)	14.8m (1)	1:53.50	29.31s	27.84s
1	WAHAKA	4	14.0m	4.0m (0)	4.5m (0)	1:53.73	29.14s	28.81s
10	COLLATERAL BEAUTY	5	16.4m	20.8m (0)	16.4m (3)	1:53.91	28.80s	28.15s
5	LOCKITINEDDY	6	18.1m	13.5m (1)	2.5m (1)	1:54.04	28.33s	29.26s
6	DOUBLE SAID	7	19.7m	17.5m (1)	6.7m (1)	1:54.15	28.35s	29.08s
7	GARRYS LARRY	8	19.8m	26.3m (0)	21.6m (1)	1:54.16	28.79s	28.03s
2	NEED FOUR SPEED	9	19.8m	16.6m (0)	18.6m (0)	1:54.16	29.26s	28.24s
9	THE COUNTY SHERIFF	10	22.5m	8.0m (0)	9.6m (0)	1:54.36	29.22s	29.08s


Finish Position and metres gained

First Arrow shows distance gain/loss from 2nd Qtr to 3rd Qtr, Second Arrow shows distance gain/loss from 3rd Qtr to Finish
Blue arrow indicates best gain in these quarters.



8
0
0

Visual positions in race at 2nd Quarter



4
0
0

Visual positions in race at 3rd Quarter



Sectional Analysis Software
Not just form | Free Trial



RISE Digital, Harness Racing Australia nor the provider accepts any responsibility for the completeness or accuracy of any of the information contained herein, and makes no representations about its suitability for any particular purpose. Users should make their own judgements about those matters and/or seek independent advice. You assume all risks associated with use of data provided on this page

www.facebook.com/PJHarnessRacing