

# Tamworth Race 1 Distance 1980m

Tuesday, 14 January 2025

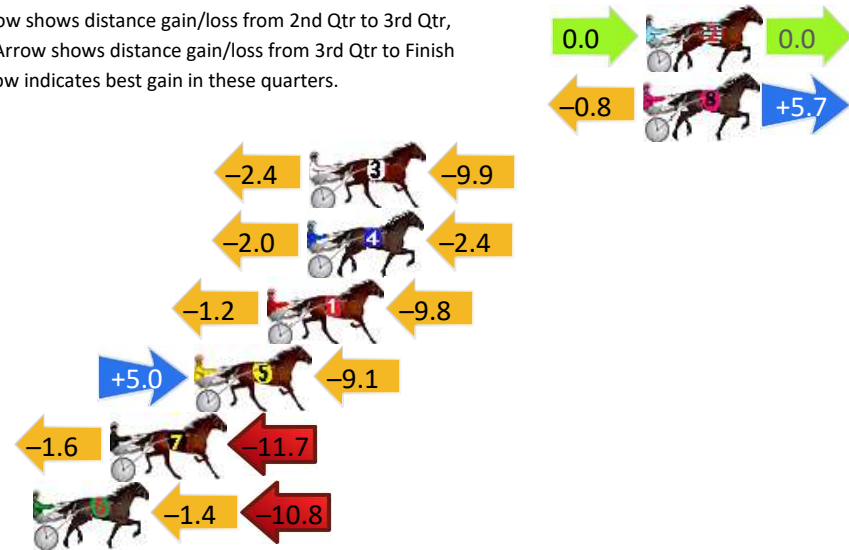
Gross Time: 2:25.80 MileRate: 1:58.50 LeadTime: 27.10s First Qtr: 31.30s Second Qtr: 29.90s Third Qtr: 28.90s Fourth Qtr: 28.60s

DATA TABLE: 800 / 400 Posi's are position from leader and (how wide the horse was at that position)

NoHorse	Plc	Mar	800 Posi	400 Posi	Time	3rd Qtr	4th Qt	
2	MISTER FONZI	1	0.0m	0.0m (0)	0.0m (0)	2:25.80	28.90s	28.60s
8	HELL OF A HAND	2	0.1m	5.0m (1)	5.8m (2)	2:25.81	28.96s	28.19s
3	RAINBOW JET	3	13.5m	1.2m (1)	3.6m (1)	2:26.81	29.08s	29.30s
4	CARMELITE	4	13.6m	9.2m (1)	11.2m (1)	2:26.82	29.04s	28.77s
1	SPEARHEAD	5	15.2m	4.2m (0)	5.4m (0)	2:26.94	28.99s	29.30s
5	THOMAS ROYAL	6	18.1m	14.0m (1)	9.0m (3)	2:27.16	28.55s	29.25s
7	RIPPIN GOOD FEELIN	7	21.5m	8.2m (0)	9.8m (0)	2:27.41	29.02s	29.43s
6	GOTONEBETTOR	8	24.6m	12.4m (0)	13.8m (0)	2:27.65	29.00s	29.37s

## Finish Position and metres gained

First Arrow shows distance gain/loss from 2nd Qtr to 3rd Qtr, Second Arrow shows distance gain/loss from 3rd Qtr to Finish Blue arrow indicates best gain in these quarters.



800

Visual positions in race at 2nd Quarter



400

Visual positions in race at 3rd Quarter



# Tamworth Race 2 Distance 1609m

Tuesday, 14 January 2025

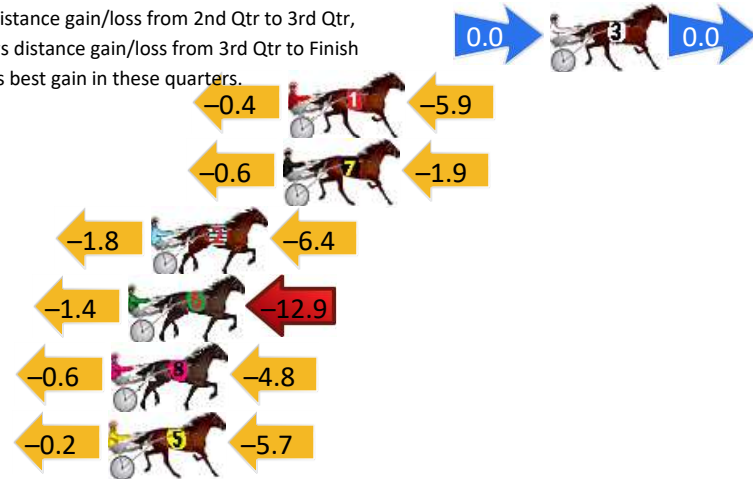
Gross Time: 1:57.40 MileRate: 1:57.40 LeadTime: 0.00s First Qtr: 29.70s Second Qtr: 31.30s Third Qtr: 28.90s Fourth Qtr: 27.60s

DATA TABLE: 800 / 400 Posi's are position from leader and (how wide the horse was at that position)

NoHorse	Plc	Mar	800 Posi	400 Posi	Time	3rd Qtr	4th Qt
3 COTE DAZUR	1	0.0m	0.0m (0)	0.0m (0)	1:57.40	28.90s	27.60s
1 ASHLEYS BLUE CHIP	2	10.5m	4.2m (0)	4.6m (0)	1:58.16	28.94s	28.00s
7 RENDEZVOUS	3	10.7m	8.2m (0)	8.8m (0)	1:58.18	28.95s	27.73s
2 FAST TRACKER	4	16.0m	7.8m (1)	9.6m (1)	1:58.56	29.04s	28.04s
6 DESPONDENT	5	16.9m	2.6m (1)	4.0m (1)	1:58.63	29.02s	28.49s
8 MYSTIFY ME	6	17.6m	12.2m (0)	12.8m (0)	1:58.68	28.95s	27.93s
5 PARATROUPER	7	17.7m	11.8m (1)	12.0m (2)	1:58.69	28.92s	27.99s

## Finish Position and metres gained

First Arrow shows distance gain/loss from 2nd Qtr to 3rd Qtr, Second Arrow shows distance gain/loss from 3rd Qtr to Finish Blue arrow indicates best gain in these quarters.



800

Visual positions in race at 2nd Quarter



400

Visual positions in race at 3rd Quarter



# Tamworth Race 3 Distance 1609m

Tuesday, 14 January 2025

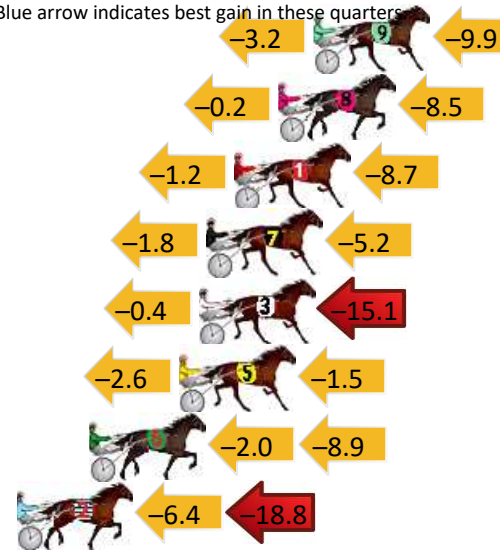
Gross Time: 1:57.50 MileRate: 1:57.50 LeadTime: 0.00s First Qtr: 28.40s Second Qtr: 32.10s Third Qtr: 28.70s Fourth Qtr: 28.30s

DATA TABLE: 800 / 400 Posi's are position from leader and (how wide the horse was at that position)

NoHorse	Plc	Mar	800 Posi	400 Posi	Time	3rd Qtr	4th Qt
4 GROSSO NASO	1	0.0m	0.0m (0)	0.0m (0)	1:57.50	28.70s	28.30s
9 SINBINNED	2	16.1m	3.0m (2)	6.2m (1)	1:58.70	28.93s	29.00s
8 ANTETOKOUNMPO	3	17.5m	8.8m (1)	9.0m (2)	1:58.80	28.72s	28.90s
1 THE AFRICAN QUEEN	4	19.3m	9.4m (0)	10.6m (0)	1:58.94	28.79s	28.91s
7 BRAVE BONDI	5	20.4m	13.4m (0)	15.2m (0)	1:59.02	28.83s	28.67s
3 TINTINS TREASURE	6	20.7m	5.2m (0)	5.6m (0)	1:59.04	28.74s	29.36s
5 DOUBLE MACH	7	21.5m	17.4m (0)	20.0m (0)	1:59.10	28.88s	28.41s
6 BENJIMAGEE	8	25.1m	14.2m (1)	16.2m (2)	1:59.37	28.85s	28.93s
2 HEY DUDE	9	29.8m	4.6m (1)	11.0m (1)	1:59.72	29.16s	29.62s

## Finish Position and metres gained

First Arrow shows distance gain/loss from 2nd Qtr to 3rd Qtr, Second Arrow shows distance gain/loss from 3rd Qtr to Finish  
Blue arrow indicates best gain in these quarters



Visual positions in race at 2nd Quarter



Visual positions in race at 3rd Quarter



# Tamworth Race 4 Distance 1609m

Tuesday, 14 January 2025


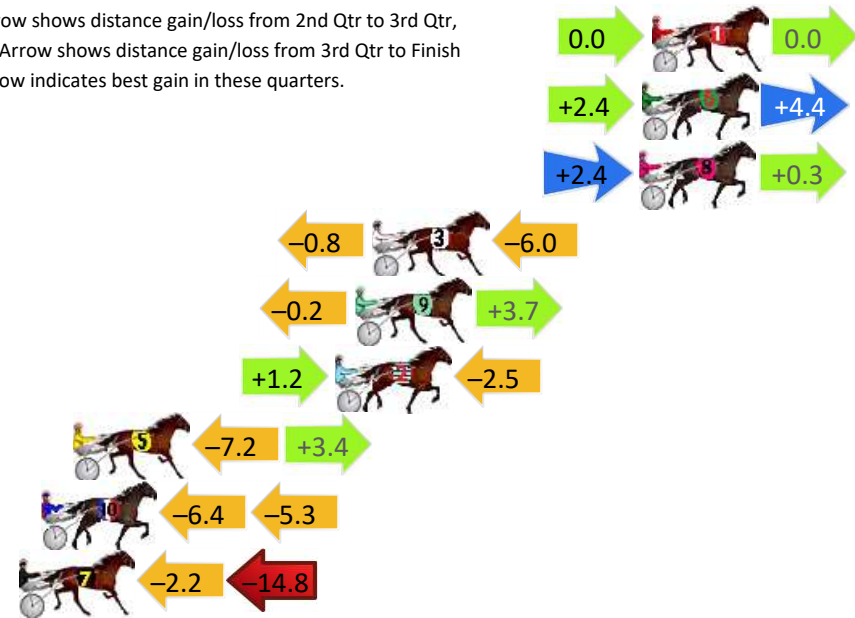
Gross Time: 1:59.90 MileRate: 1:59.90 LeadTime: 0.00s First Qtr: 29.00s Second Qtr: 33.50s Third Qtr: 29.40s Fourth Qtr: 28.10s

DATA TABLE: 800 / 400 Posi's are position from leader and (how wide the horse was at that position)


No	Horse	Plc	Mar	800 Posi	400 Posi	Time	3rd Qtr	4th Qt
1	OUTBACK QUEENIE	1	0.0m	0.0m (0)	0.0m (0)	1:59.90	29.40s	28.10s
6	PET KITTY	2	0.4m	7.2m (1)	4.8m (1)	1:59.93	29.22s	27.79s
8	AMILLION PROMISES	3	0.5m	3.2m (1)	0.8m (1)	1:59.94	29.23s	28.08s
3	DOUGS RULES	4	11.2m	4.4m (0)	5.2m (0)	2:00.73	29.47s	28.52s
9	BEE SEVENTEEN	5	11.9m	15.4m (1)	15.6m (1)	2:00.78	29.41s	27.84s
2	CATCHINGCONFIDENCE	6	12.7m	11.4m (1)	10.2m (1)	2:00.84	29.32s	28.27s
5	TRALEE MAXIE	7	23.2m	19.4m (1)	26.6m (0)	2:01.61	29.91s	27.86s
10	SKY DIAMOND	8	24.5m	12.8m (0)	19.2m (0)	2:01.71	29.87s	28.47s
7	SEVEN RIPPIN ACES	9	25.4m	8.4m (0)	10.6m (0)	2:01.78	29.58s	29.13s

## Finish Position and metres gained

First Arrow shows distance gain/loss from 2nd Qtr to 3rd Qtr, Second Arrow shows distance gain/loss from 3rd Qtr to Finish  
Blue arrow indicates best gain in these quarters.



Visual positions in race at 2nd Quarter



Visual positions in race at 3rd Quarter



# Tamworth Race 5 Distance 1980m

Tuesday, 14 January 2025

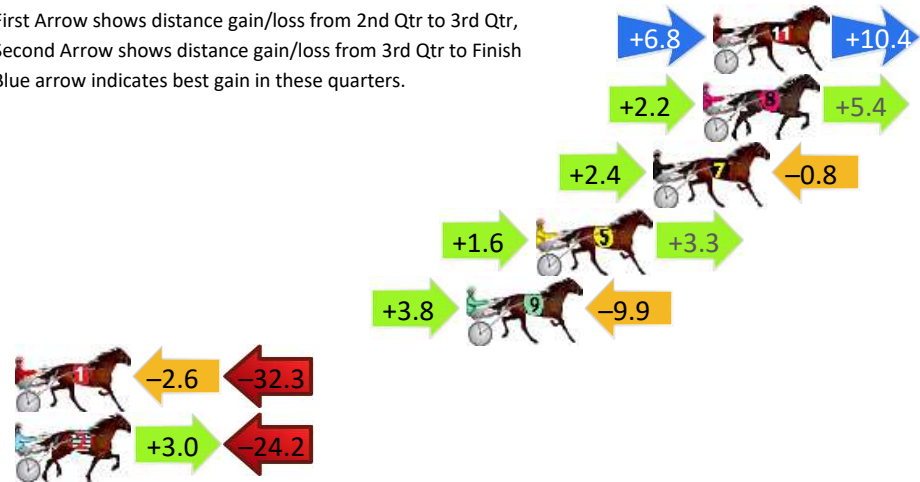
Gross Time: 2:26.40 MileRate: 1:59.00 LeadTime: 26.50s First Qtr: 30.90s Second Qtr: 30.50s Third Qtr: 29.00s Fourth Qtr: 29.50s

DATA TABLE: 800 / 400 Posi's are position from leader and (how wide the horse was at that position)

No	Horse	Plc	Mar	800 Posi	400 Posi	Time	3rd Qtr	4th Qt
11	HEAVENLY HOLLY	1	0.0m	17.2m (2)	10.4m (4)	2:26.40	28.51s	28.74s
8	RACING PAULA	2	0.4m	8.0m (0)	5.8m (0)	2:26.43	28.84s	29.10s
7	LUVBITE	3	2.4m	4.0m (0)	1.6m (0)	2:26.59	28.82s	29.56s
5	LUXURY LAD	4	7.1m	12.0m (0)	10.4m (0)	2:26.95	28.89s	29.26s
9	SWEET AGENDA	5	9.9m	3.8m (1)	0.0m (2)	2:27.17	28.72s	30.23s
1	MAJIC MOMENT	6	34.9m	0.0m (0)	2.6m (1)	2:29.10	29.17s	31.87s
2	BUDDY PERFECT	7	37.4m	16.2m (1)	13.2m (1)	2:29.29	28.77s	31.27s


## Finish Position and metres gained

First Arrow shows distance gain/loss from 2nd Qtr to 3rd Qtr, Second Arrow shows distance gain/loss from 3rd Qtr to Finish  
Blue arrow indicates best gain in these quarters.



800

Visual positions in race at 2nd Quarter



400

Visual positions in race at 3rd Quarter



# Tamworth Race 6 Distance 1980m

Tuesday, 14 January 2025


Gross Time: 2:29.40 MileRate: 2:01.40 LeadTime: 28.00s First Qtr: 31.20s Second Qtr: 29.30s Third Qtr: 30.00s Fourth Qtr: 30.90s

DATA TABLE: 800 / 400 Posi's are position from leader and (how wide the horse was at that position)


No	Horse	Plc	Mar	800 Posi	400 Posi	Time	3rd Qtr	4th Qt
10	MY LATIN LADY	1	0.0m	18.4m (1)	7.8m (3)	2:29.40	29.21s	30.30s
8	BODYLINE	2	1.1m	10.4m (1)	2.2m (2)	2:29.49	29.38s	30.82s
4	HEAVENLY SONG	3	2.1m	18.4m (0)	12.8m (2)	2:29.57	29.59s	30.08s
7	VAN GOGH	4	4.0m	14.4m (0)	13.2m (0)	2:29.72	29.92s	30.19s
9	FRONTLINER	5	15.1m	14.4m (1)	6.8m (2)	2:30.62	29.42s	31.54s
1	JUST TOMMY	6	16.1m	5.6m (0)	4.8m (1)	2:30.70	29.93s	31.77s
6	SMOLENSKI	7	18.8m	0.0m (1)	0.0m (1)	2:30.92	29.98s	32.34s
5	SPIKEY BOY	8	21.2m	0.2m (0)	0.0m (0)	2:31.11	29.96s	32.53s
2	IDEAL HEAVEN	9	21.8m	9.4m (0)	8.2m (0)	2:31.16	29.89s	31.94s
3	LILLY SHANNON	10	71.5m	6.4m (1)	13.8m (1)	2:35.18	30.50s	35.33s

## Finish Position and metres gained

First Arrow shows distance gain/loss from 2nd Qtr to 3rd Qtr, Second Arrow shows distance gain/loss from 3rd Qtr to Finish Blue arrow indicates best gain in these quarters.



Visual positions in race at 2nd Quarter



Visual positions in race at 3rd Quarter

# Tamworth Race 7 Distance 1980m

Tuesday, 14 January 2025



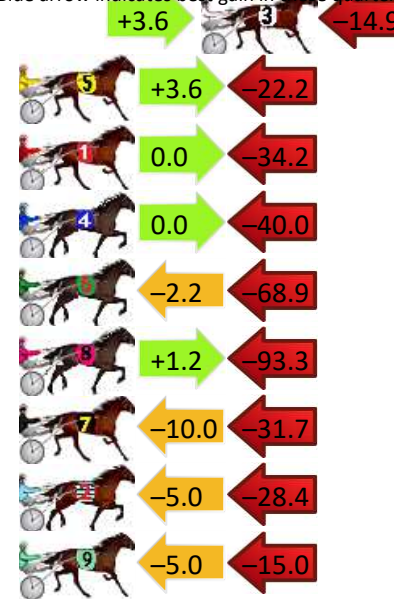
Gross Time: 2:26.40 MileRate: 1:59.00 LeadTime: 26.20s First Qtr: 30.20s Second Qtr: 30.50s Third Qtr: 29.90s Fourth Qtr: 29.60s

DATA TABLE: 800 / 400 Posi's are position from leader and (how wide the horse was at that position)

No	Horse	Plc	Mar	800 Posi	400 Posi	Time	3rd Qtr	4th Qt
10	LACHIES GAMBLE	1	0.0m	17.2m (1)	7.0m (3)	2:26.40	29.14s	29.08s
3	TASMANS DELIGHT	2	20.7m	9.4m (1)	5.8m (2)	2:28.01	29.64s	30.70s
5	TERROR FLYING	3	31.8m	13.2m (1)	9.6m (1)	2:28.87	29.64s	31.23s
1	PRINCE OF PAYNE	4	38.4m	4.2m (0)	4.2m (0)	2:29.38	29.91s	32.12s
4	MONELLINA	5	40.0m	0.0m (0)	0.0m (0)	2:29.50	29.91s	32.54s
6	SWEET VALERIA	6	92.5m	21.4m (0)	23.6m (0)	2:33.58	30.09s	34.67s
8	SHE WHO DARES	7	97.7m	5.6m (1)	4.4m (1)	2:33.98	29.85s	36.47s
7	BELLA LOU	8	141.7m	100.0m (0)	110.0m (0)	2:37.39	30.65s	31.93s
2	SUMMERHILL	9	143.4m	110.0m (0)	115.0m (0)	2:37.53	30.28s	31.69s
9	RUSHYS CHANCE	10	145.0m	125.0m (0)	130.0m (0)	2:37.65	30.28s	30.70s

## Finish Position and metres gained

First Arrow shows distance gain/loss from 2nd Qtr to 3rd Qtr, Second Arrow shows distance gain/loss from 3rd Qtr to Finish  
Blue arrow indicates best gain in those quarters



# Tamworth Race 8 Distance 1980m

Tuesday, 14 January 2025



Gross Time: 2:29.30 MileRate: 2:01.30 LeadTime: 26.50s First Qtr: 32.10s Second Qtr: 32.10s Third Qtr: 28.90s Fourth Qtr: 29.70s

DATA TABLE: 800 / 400 Posi's are position from leader and (how wide the horse was at that position)

NoHorse	Plc	Mar	800 Posi	400 Posi	Time	3rd Qtr	4th Qt
2 SAFE JEWELS	1	0.0m	4.0m (0)	4.4m (0)	2:29.30	28.93s	29.38s
9 CLASSIC ARC	2	1.4m	10.6m (2)	1.0m (2)	2:29.41	28.20s	29.73s
6 REDS GOOD TO GO	3	7.9m	0.0m (0)	0.0m (0)	2:29.91	28.89s	30.28s
8 ROLAMAX	4	12.9m	9.6m (1)	9.4m (2)	2:30.30	28.88s	29.96s
7 SEAMARK	5	23.9m	12.8m (0)	14.0m (1)	2:31.16	28.98s	30.43s
1 ZOEMAGIC	6	27.4m	8.0m (0)	9.2m (0)	2:31.43	28.97s	31.04s
5 MIDNIGHT IN MEMPHIS	7	35.5m	17.0m (0)	21.0m (0)	2:32.06	29.18s	30.77s
3 CAESARS ROCKSTAR	8	37.4m	5.4m (1)	9.4m (1)	2:32.21	29.16s	31.77s
4 WILLIEWA LIGHTNING	9	41.3m	1.0m (1)	3.4m (1)	2:32.51	29.04s	32.50s

## Finish Position and metres gained

First Arrow shows distance gain/loss from 2nd Qtr to 3rd Qtr, Second Arrow shows distance gain/loss from 3rd Qtr to Finish Blue arrow indicates best gain in these quarters.



800

Visual positions in race at 2nd Quarter



400

Visual positions in race at 3rd Quarter

